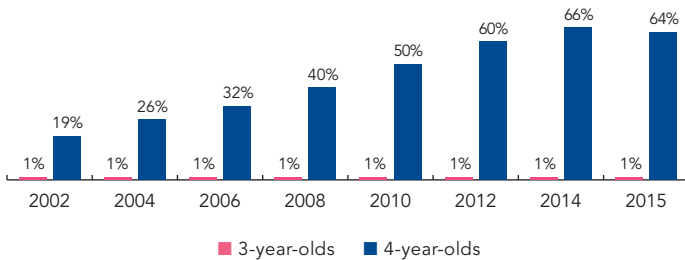
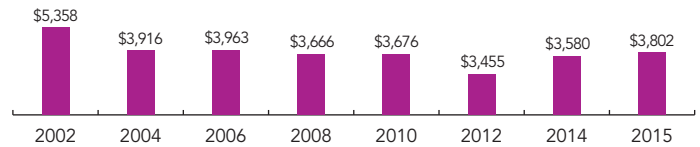


Wisconsin

PERCENT OF STATE POPULATION ENROLLED*



STATE SPENDING PER CHILD ENROLLED* (2015 DOLLARS)



Wisconsin's Constitution has included a promise to provide free, voluntary education for 4-year-olds since it became a state in 1848. Districts are not required to offer the Four-Year-Old Kindergarten program (4K), but if they do, it must be open to all age-eligible children. Funds for 4K are paid to public schools, which then may subcontract with private child-care centers, community-based programs, or Head Start agencies. Most programs operate part-day, 4-5 days per week, but some operate full-day, 2-3 days per week.

Funding for 4K is part of the overall school funding formula, at 0.5 of funding for other grade levels. Districts receive 0.6 if they offer 87.5 hours of parent outreach.

In the 2011-2012 school year, Wisconsin implemented a statewide early literacy assessment for kindergarten students, and 4K programs began early literacy screening with PALS PK in 2013-2014. The state does not require other assessment at 4K, so districts determine their own assessment process. The 4K program was last evaluated for both process quality and program impact/child outcomes during the 2003-2004 year, but the University of Wisconsin Madison is currently involved in a national study exploring 4K in WI and NJ. Literacy learning standards were revised in 2013.

The Wisconsin Head Start program is a separate, state-funded program offering supplemental state finances to federal Head Start grantees to provide comprehensive early childhood education for 3- and 4-year-olds with disabilities or from low-income families. Participating programs follow the federal Head Start Performance Standards, and children meet Head Start enrollment guidelines. Reductions in state supplemental funding have led to fewer spaces, however. Efforts have been made to bring together Head Start technical assistance and training with other professional development efforts at both the state and local levels.

The state is exploring options for developing a longitudinal data system. Wisconsin is a recipient of Race to the Top – Early Learning Challenge funds, and many of the tasks supported by the grant involve 4K, including alignment with their QRIS and LDS. The department is revising the 4K policy bulletin.


The first two pages of Wisconsin's profile give an overview of the state's overall promise and assistance to state-funded prekindergarten programs, including enrollment and state expenditures for both the Four-Year-Old kindergarten program and the Head Start State Supplement. The third page presents information on the 4K program, and the fourth page focuses on the Wisconsin Head Start program.

STATE OVERVIEW

ACCESS

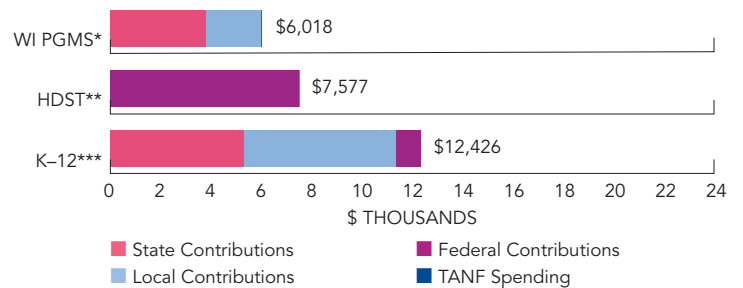
Total state program enrollment	48,732
Total state spending	\$185,264,100
State spending per child enrolled	\$3,802
All reported spending per child enrolled*	\$6,018

STATE PRE-K AND HEAD START ENROLLMENT AS PERCENTAGE OF TOTAL POPULATION



† Some Head Start children may also be counted in state pre-K.
 †† Estimates children in special education not also enrolled in state pre-K or Head Start.

SPENDING PER CHILD ENROLLED



* Pre-K programs may receive additional funds from federal or local sources that are not included in this figure.
 ** Head Start per-child spending for the 2014-2015 year includes funding only for 3- and 4-year-olds served. Past years' figures have unintentionally included funds for Early Head Start.
 *** K-12 expenditures include capital spending as well as current operating expenditures. Data are for the '14-'15 school year, unless otherwise noted.

ACCESS RANKINGS	
4-YEAR-OLDS	3-YEAR-OLDS
6	24

RESOURCES RANKINGS	
STATE SPENDING	ALL REPORTED SPENDING
26	20

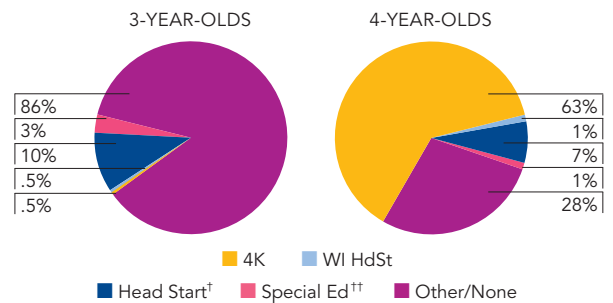
POLICIES TO SUPPORT	
DUAL LANGUAGE LEARNERS	WORKFORCE
✓ / —	✓ / —

WISCONSIN FOUR-YEAR-OLD KINDERGARTEN PROGRAM (4K)

ACCESS

Total state program enrollment	47,844
School districts that offer state program.....	95% (school districts)
Income requirement.....	No income requirement
Hours of operation	2.5 hours/day
Operating schedule	Determined locally
Special education enrollment, ages 3 and 4	8,727
Federally funded Head Start enrollment, ages 3 and 4	12,796
State-funded Head Start enrollment, ages 3 and 4	888

STATE PRE-K AND HEAD START ENROLLMENT AS PERCENTAGE OF TOTAL POPULATION



† Some Head Start children may also be counted in state pre-K.
 †† Estimates children in special education not also enrolled in state pre-K or Head Start.

QUALITY STANDARDS CHECKLIST

POLICY	STATE PRE-K REQUIREMENT	BENCHMARK	DOES REQUIREMENT MEET BENCHMARK?
Early learning standards	Comprehensive	Comprehensive	<input checked="" type="checkbox"/>
Teacher degree	BA and EC teacher license	BA	<input checked="" type="checkbox"/>
Teacher specialized training	EC endorsement, with or without SpEd; EC endorsement	Specializing in pre-K	<input checked="" type="checkbox"/>
Assistant teacher degree	Determined locally ¹	CDA or equivalent	<input type="checkbox"/>
Teacher in-service	6 credit hours/5 years	At least 15 hours/year	<input checked="" type="checkbox"/>
Maximum class size.....		20 or lower	<input type="checkbox"/>
3-year-olds	NA		
4-year-olds.....	Determined locally		
Staff-child ratio		1:10 or better	<input type="checkbox"/>
3-year-olds	NA		
4-year-olds.....	Determined locally		
Screening/referral	Immunizations; developmental; and support services	Vision, hearing, health; and at least 1 support service	<input type="checkbox"/>
Meals	Depends on length of program day ²	At least 1/day	<input type="checkbox"/>
Monitoring	Site visits and other monitoring	Site visits	<input checked="" type="checkbox"/>

TOTAL BENCHMARKS MET

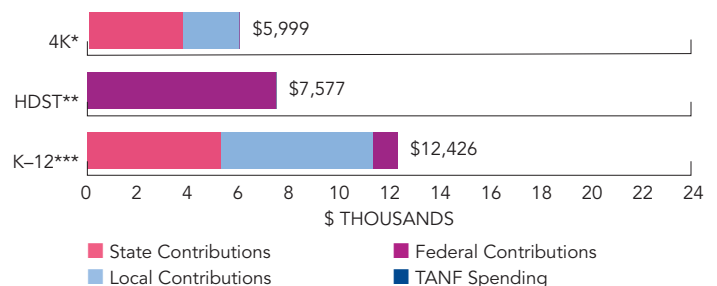
5

RESOURCES

Total state pre-K spending	\$179,000,000
Local match required?.....	Yes
State Head Start spending	\$6,264,100
State spending per child enrolled	\$3,741
All reported spending per child enrolled*.....	\$5,999

* Pre-K programs may receive additional funds from federal or local sources that are not included in this figure.
 ** Head Start per-child spending for the 2014-2015 year includes funding only for 3- and 4-year-olds served. Past years' figures have unintentionally included funds for Early Head Start.
 *** K-12 expenditures include capital spending as well as current operating expenditures. Data are for the '14-'15 school year, unless otherwise noted.

SPENDING PER CHILD ENROLLED



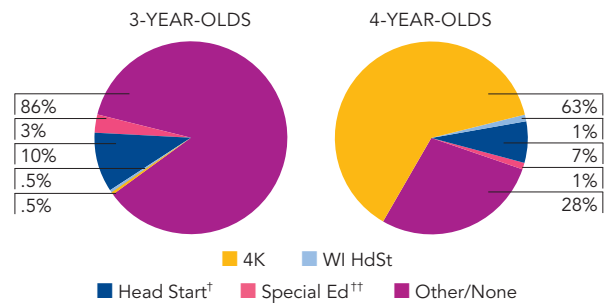
¹ Assistant teachers can meet 1 of 3 requirements: At least two years of higher education, an AA or higher, or meet a rigorous standard of quality through a state or local academic assessment, regardless of degree. The requirement for assistant teachers in nonpublic settings reflects child care licensing regulations. School districts that are federal Head Start grantees may require assistant teachers to have an AA and assistant teacher licensure.
² Head Start programs must follow Head Start requirements. If a school-based program operates more than 2.5 hours per day, it must provide a meal or snack through the school nutrition program.

WISCONSIN HEAD START STATE SUPPLEMENT

ACCESS

Total state program enrollment	888
School districts that offer state program	100% (Federal Head Start Grantees)
Income requirement	Programs follow Federal HdSt eligibility requirements and local selection criteria
Hours of operation	Determined locally
Operating schedule	Determined locally
Special education enrollment, ages 3 and 4	8,727
Federally funded Head Start enrollment, ages 3 and 4	12,796
State-funded Head Start enrollment, ages 3 and 4	888

STATE PRE-K AND HEAD START ENROLLMENT AS PERCENTAGE OF TOTAL POPULATION



† Some Head Start children may also be counted in state pre-K.
 †† Estimates children in special education not also enrolled in state pre-K or Head Start.

QUALITY STANDARDS CHECKLIST

POLICY	STATE PRE-K REQUIREMENT	BENCHMARK	DOES REQUIREMENT MEET BENCHMARK?
Early learning standards	Comprehensive	Comprehensive	<input checked="" type="checkbox"/>
Teacher degree	Per Federal Head Start regulations ¹	BA	<input type="checkbox"/>
Teacher specialized training.....	Per Federal HdSt regulations	Specializing in pre-K	<input checked="" type="checkbox"/>
Assistant teacher degree	Determined locally ²	CDA or equivalent	<input checked="" type="checkbox"/>
Teacher in-service	15 clock hours/year	At least 15 hours/year	<input checked="" type="checkbox"/>
Maximum class size.....		20 or lower	<input checked="" type="checkbox"/>
3-year-olds.....	17 ³		
4-year-olds.....	20		
Staff-child ratio		1:10 or better	<input checked="" type="checkbox"/>
3-year-olds	2:17 ³		
4-year-olds	1:10		
Screening/referral	Vision; hearing; height/weight/BMI; and support services	Vision, hearing, health; and at least 1 support service	<input checked="" type="checkbox"/>
blood pressure; immunizations; psychosocial/behavioral; dental; developmental; full physical exam; and support services			
Meals	Depends on length of program day ⁴	At least 1/day	<input checked="" type="checkbox"/>
Monitoring	Other monitoring	Site visits	<input type="checkbox"/>

TOTAL BENCHMARKS MET

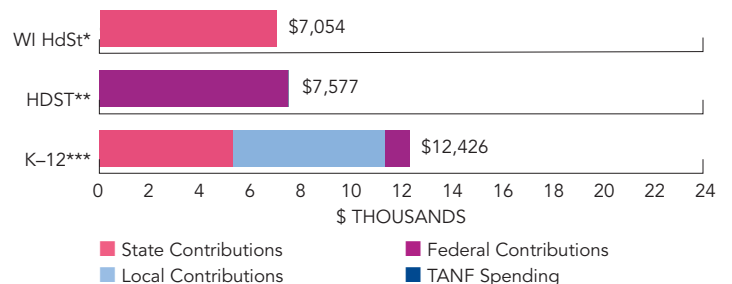
8

RESOURCES

Total state pre-K spending	\$6,264,100
Local match required?	No
State Head Start spending	\$6,264,100
State spending per child enrolled	\$7,054
All reported spending per child enrolled*.....	\$7,054

* Pre-K programs may receive additional funds from federal or local sources that are not included in this figure.
 ** Head Start per-child spending for the 2014-2015 year includes funding only for 3- and 4-year-olds served. Past years' figures have unintentionally included funds for Early Head Start.
 *** K-12 expenditures include capital spending as well as current operating expenditures. Data are for the '14-'15 school year, unless otherwise noted.

SPENDING PER CHILD ENROLLED



¹ Programs are required to follow Head Start performance standards. School districts that are federal Head Start grantees may require lead teachers to have a BA and appropriate licensure. Under the Head Start Reauthorization Act of 2007, all lead teachers were required to have at least an AA by October 2011; by September 30, 2013, 50% must have a BA.
² Starting in 2013, the federal Head Start program requires all assistant teachers have a CDA or be enrolled in a program to receive a CDA, AA, or BA within two years. This now meets the benchmark for assistant teachers.
³ For mixed-age groups, the maximum is 16 for class size and 1:8 for staff-child ratio.
⁴ The federal Head Start Performance Standards require that part-day programs provide children with at least one-third of their daily nutritional needs and school-day programs provide one-half to two-thirds of daily nutritional needs, depending on the length of the program day.