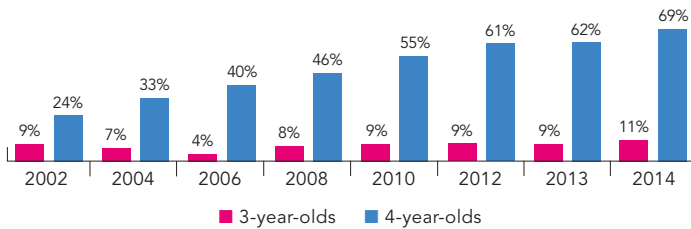
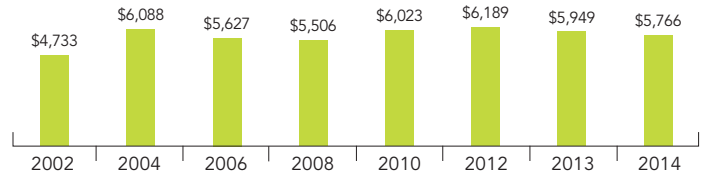


West Virginia

PERCENT OF STATE POPULATION ENROLLED*



STATE SPENDING PER CHILD ENROLLED*
(2014 DOLLARS)



In 1983, adjustments to West Virginia's school policy permitted local school boards to offer programs for 3- and 4-year-olds through the Public School Early Childhood Education program. Three-year-olds with special needs may attend the program, and some exceptions are made for kindergarten age-eligible children with documented need.

West Virginia extended preschool education, and made it accessible to all 4-year-olds statewide by the 2012-2013 school year. Now referred to as the West Virginia Universal Pre-K System, this program provides prekindergarten programs in all 55 of the state's counties.

Financial support for the West Virginia Universal Pre-K System supports public schools directly, however, these schools may pass along funds to other agencies to offer services. Half of the programs are required to partner with Head Start agencies, private prekindergarten, and child care centers. Some programs use additional funding from sources such as IDEA and federal Head Start.

The state's early learning standards were restructured in 2010 to align with kindergarten content standards and objectives, and to undertake evaluation and school readiness, with these revisions implemented during the 2010-2011 program year.

Child and program evaluation were revised in 2010 and fully operational in the 2011-2012 program year. A comprehensive assessment system uses health data, the Early Learning Scale, and additional information to review child outcomes. Programs are evaluated using the ECERS-R tool once every three years. Programs also develop an inclusive monitoring system to offer ongoing continuous quality improvement, using monitoring tools recognized by a local collaborative team. The West Virginia Universal Pre-K program was assessed for process quality in 2009 and 2012, and for program impact/child outcomes in 2005.

Additional revisions to state guidelines went into effect during the 2012-2013 school year; changing the total number of instructional days per year from 108 to 128, and increasing the minimum number of instructional hours per week from 12 to 14. In 2013-2014, 85 percent of programs operated 4 days per week, while 15 percent operated 5 days. Eighty-four percent of classrooms operated for a school day. Beginning in 2016-2017 all programs will operate full day (25 hours per week minimum) for 5 days a week. As of July 1, 2013, all entry level lead teachers in nonpublic settings were required to hold a minimum of a BA in early childhood or a related field. Beginning July 1, 2014, all assistant teachers must apply for Early Childhood Classroom Assistant Teacher Authorization (CDA or equivalent as determined by the WVBE).

ACCESS RANKINGS	
4-YEAR-OLDS	3-YEAR-OLDS
5	7

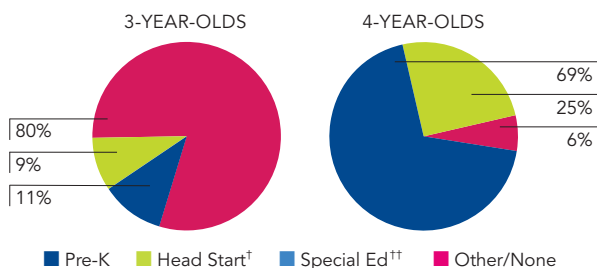
RESOURCES RANKINGS	
STATE SPENDING	ALL REPORTED SPENDING
11	5

WEST VIRGINIA UNIVERSAL PRE-K

ACCESS

Total state program enrollment	16,834
School districts that offer state program	100%
Income requirement	No income requirement
Hours of operation	Determined locally, minimum of 14 hours/week; 4 or 5 days/week ¹
Operating schedule	Academic year ¹
Special education enrollment, ages 3 and 4	2,720
Federally funded Head Start enrollment, ages 3 and 4	7,052
State-funded Head Start enrollment, ages 3 and 4	0

STATE PRE-K AND HEAD START ENROLLMENT AS PERCENTAGE OF TOTAL POPULATION



[†] Some Head Start children may also be counted in state pre-K.
^{††} Estimates children in special education not also enrolled in state pre-K or Head Start.

QUALITY STANDARDS CHECKLIST

POLICY	STATE PRE-K REQUIREMENT	BENCHMARK	DOES REQUIREMENT MEET BENCHMARK?
Early learning standards	Comprehensive	Comprehensive	<input checked="" type="checkbox"/>
Teacher degree	BA ²	BA	<input checked="" type="checkbox"/>
Teacher specialized training	EC endorsement, Preschool Special Needs (public); Community Program Permanent Authorization (nonpublic) ³	Specializing in pre-K	<input checked="" type="checkbox"/>
Assistant teacher degree	HSD or equivalent	CDA or equivalent	<input type="checkbox"/>
Teacher in-service	15 clock hours/year	At least 15 hours/year	<input checked="" type="checkbox"/>
Maximum class size	20 or lower	20 or lower	<input checked="" type="checkbox"/>
3-year-olds	20		
4-year-olds	20		
Staff-child ratio	1:10 or better	1:10 or better	<input checked="" type="checkbox"/>
3-year-olds	1:10		
4-year-olds	1:10		
Screening/referral and support services	Vision; hearing; health, dental, developmental; and support services ⁴	Vision, hearing, health; and at least 1 support service	<input checked="" type="checkbox"/>
Meals	At least one meal	At least 1/day	<input checked="" type="checkbox"/>
Monitoring	Site visits (once every 3 years)	Site visits	<input checked="" type="checkbox"/>

TOTAL BENCHMARKS MET
9

RESOURCES

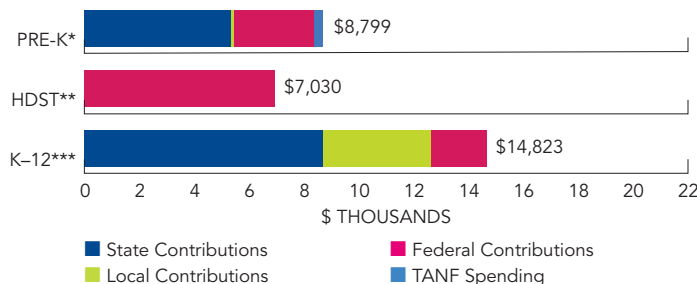
Total state pre-K spending	\$97,069,726
Local match required?	No
State spending per child enrolled	\$5,766
All reported spending per child enrolled*	\$8,799

* Pre-K programs may receive additional funds from federal or local sources that are not included in this figure.

** Head Start per-child spending for the 2013-2014 year includes funding only for 3- and 4-year-olds served. Past years figured have unintentionally included funds for Early Head Start.

*** K-12 expenditures include capital spending as well as current operating expenditures. Data are for the '13-'14 school year, unless otherwise noted.

SPENDING PER CHILD ENROLLED



¹ Hours of operation are determined locally, but programs must operate for at least 12 hours per week and at least 128 instructional days.

² Beginning August 1, 2013, all newly hired teachers in nonpublic school settings will be required to have a minimum of a BA. Beginning July 1, 2014, all assistant teachers must have a CDA or equivalent determined by the WVBE.

³ Teachers in public school settings that are not collaborative must be certified in pre-K, 3-5, ECE, preschool special needs, or EE with a pre-K-K endorsement. Teachers in community collaborative settings must have a minimum of an AA in child development, early childhood education, or occupational development, with an emphasis in child development.

⁴ Support services include parent conferences and/or home visits, transition to kindergarten activities, and other locally determined services.