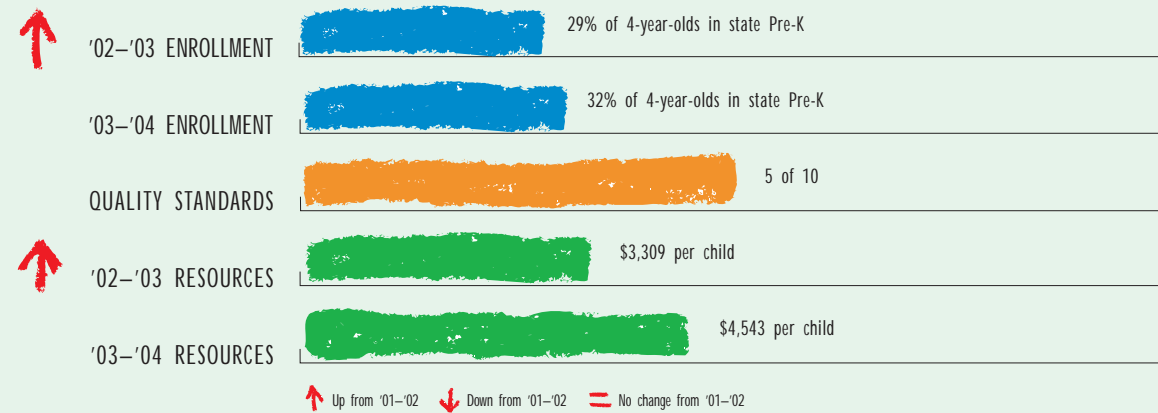


West Virginia



West Virginia has provided funding for prekindergarten since 1983, when a revision of the state school code allowed preschool programs to be created by local school boards. The state's financial contribution to the Public School Early Childhood Education program is supplemented by significant federal Title I and IDEA funds. This program currently serves both 3- and 4-year-olds. In 2002–2003, various models were used across the state to determine eligibility for the Public School Early Childhood Education program. In many counties, all children were eligible as long as they met the age requirements and lived in participating districts. In a smaller subset of counties, eligibility was based on at-risk status, using criteria such as family income levels.

The state is focused on increasing accessibility to all families desiring preschool for their 4-year-olds. Recent legislation requires that universal prekindergarten be made available for all of West Virginia's 4-year-olds by the 2012–2013 school year, and that 50 percent of the programs be in collaborative settings with Head Start, child care, or private prekindergarten programs. However, effective July 2004, access for 3-year-olds is limited to those who have Individualized Education Plans for special needs.

The recently adopted West Virginia Early Learning Standards Framework promotes learning standards across all domains, including social and emotional development, and provides guidelines for assessment.

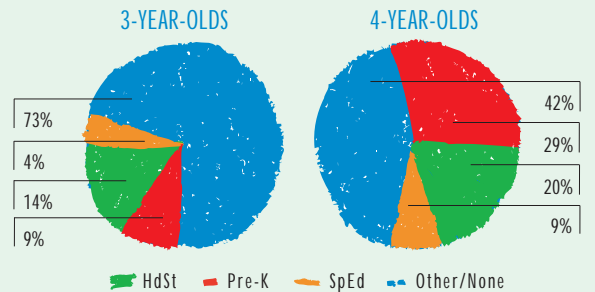
With state funding of \$36,000,000, the Public School Early Childhood Education program enrolled 7,924 children during the 2003–2004 school year.



ACCESS

Total state program enrollment	7,727
School districts that offer state program	80% (counties)
Income requirement	None
Hours of operation	Determined locally ¹
Operating schedule	Academic year
Special education enrollment	2,678
Federally funded Head Start enrollment	6,767
State-funded Head Start enrollment	0

STATE PRE-K AND HEAD START ENROLLMENT AS PERCENTAGE OF TOTAL POPULATION



QUALITY STANDARDS CHECKLIST

POLICY	STATE PRE-K REQUIREMENT	BENCHMARK	DOES REQUIREMENT MEET BENCHMARK?
Curriculum standards	None	Comprehensive	<input type="checkbox"/>
Teacher degree requirement	BA	BA	<input checked="" type="checkbox"/>
Teacher specialized training req.	Certified in Birth–5, EC, or Preschool Special Needs; or Pre-K/K endorsement on EE cert.	Specializing in Pre-K	<input checked="" type="checkbox"/>
Assistant teacher degree requirement	HSD or equivalent	CDA or equivalent	<input type="checkbox"/>
Teacher in-service requirement	18 clock hours	At least 15 hours/year	<input checked="" type="checkbox"/>
Maximum class size		20 or lower	<input checked="" type="checkbox"/>
3-year-olds	20		
4-year-olds	20		
Staff-child ratio		1:10 or better	<input type="checkbox"/>
3-year-olds	No limit ²		
4-year-olds	No limit ²		
Screening/referral requirements	Vision, hearing, and health ³	Vision, hearing, and health	<input checked="" type="checkbox"/>
Required support services	None ⁴	At least 1 service	<input type="checkbox"/>
Meal requirement	Varies ⁵	At least 1/day	<input type="checkbox"/>

TOTAL:

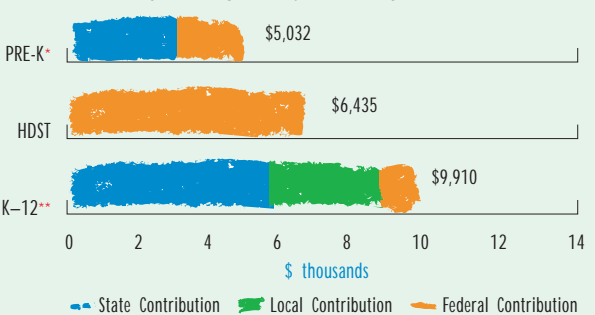
5

of 10

RESOURCES

Total state Pre-K spending	\$25,571,000
Local match required?	No
State spending per child enrolled	\$3,309 ⁶
State spending per 3-year-old	\$313 ⁶
State spending per 4-year-old	\$957 ⁶

SPENDING PER CHILD ENROLLED



* Pre-K programs may receive additional funds from federal or local sources that are not included in this figure.

** K-12 expenditures include capital spending as well as current operating expenditures.

Data are for the '02-'03 school year, unless otherwise noted.

- There are two prevailing models: one option provides 2 full-day classes each week, and the other model offers 4 full days, with Friday reserved for activities such as home visits or planning.
- As of the 2003–2004 program year, the staff-child ratio requirement is 1:10 with a certified teacher present at all times.
- Dental and developmental screening and referral were added for the 2003–2004 year.
- West Virginia Board of Education Policy 2525 went into effect February 12, 2003, requiring two face-to-face visits with parents, including one in the home. Many school systems did not institute full compliance with this policy until the 2003–2004 school year.
- Programs that received state funding in 2002 primarily used the National School Lunch Program (NSLP) to support nutritional services in Pre-K. Meals and snacks were determined by NSLP guidelines based on the length of the program day.
- West Virginia did not break its total enrollment figure into specific numbers of 3- or 4-year-olds. As a result, these calculations are estimates, based on proportions of enrollees who were ages 3 and 4 in states that served 3-year-olds and provided age breakdowns for 2002–2003.