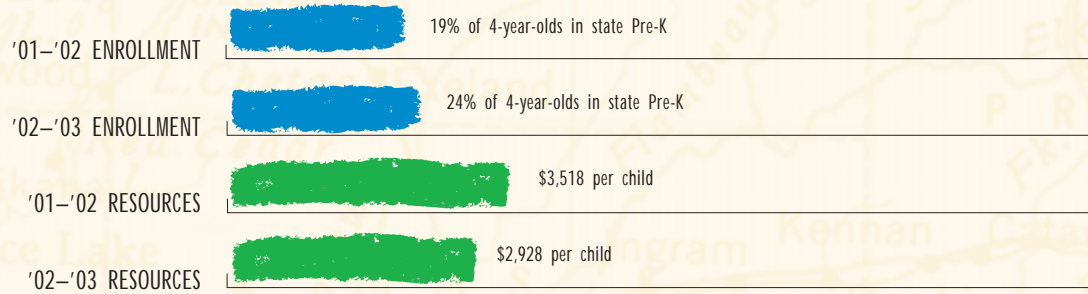


Wisconsin



Since 1848 Wisconsin's constitution has included a commitment to a free education for all children ages 4 to 20. The state began funding Four-Year-Old Kindergarten (or 4K) in 1873, and a few districts have maintained services for more than a century despite a suspension in state aid between 1957 and 1984. Schools receive 50 percent of the per pupil state aid reimbursement for this part-day program, but may receive 60 percent if they offer parent outreach and support. Funds flow through the schools, but a recent effort by the state's department of education is encouraging schools to partner and subcontract with local Head Start and child care centers. These efforts support a goal of implementing a blended, comprehensive early care and education system for Wisconsin that promotes community approaches to serving young children.

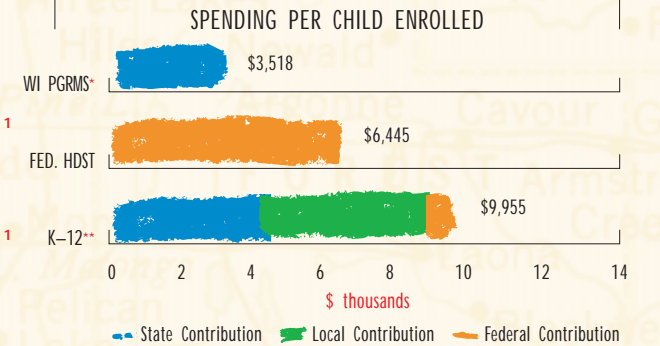
With a funding range of \$40–45 million, Wisconsin's 4K programs served 16,363 4-year-olds in 2002–2003.

Through a separate initiative, Wisconsin also supplements federal funds for Head Start. Programs funded through this initiative follow the federal Head Start Program Performance Standards. In fiscal year 2002, supplemental state funding for Head Start was \$7,425,000 and provided an additional 1,449 slots. Approximately half of this money was provided directly by the state, while the remainder was transferred from TANF funds.

Although most states have a single state-financed prekindergarten initiative, Wisconsin makes significant contributions to prekindergarten through these two separate initiatives—4K and the state-funded Head Start model. As a result, we present summary information about the state's overall commitment to prekindergarten by taking enrollment and state spending for both initiatives into account. Next, we present specific details about each initiative in the state. The first two pages of this profile reflect Wisconsin's commitment to prekindergarten through both the 4K and state-financed Head Start programs. The next page focuses exclusively on the 4K program, while the final page focuses exclusively on the state-funded Head Start program.

STATE OVERVIEW

Total state program enrollment	14,192
Total state spending	\$49,925,000
State spending per child enrolled	\$3,518 ¹
State Head Start spending	\$7,425,000
State spending per 3-year-old	\$46
State spending per 4-year-old	\$654 ¹



* Programs may receive additional funds from federal or local sources that are not included in this figure.

** K-12 expenditures include capital spending as well as current operating expenditures.

Data are for the '01-'02 school year, unless otherwise noted.

¹ The midpoint of the range of state spending (\$47,425,000 to \$52,425,000) was used to calculate these estimates. Actual spending may have been as high as \$690 per 4-year-old and \$3,694 per child enrolled, or as low as \$619 per 4-year-old and \$3,342 per child enrolled.

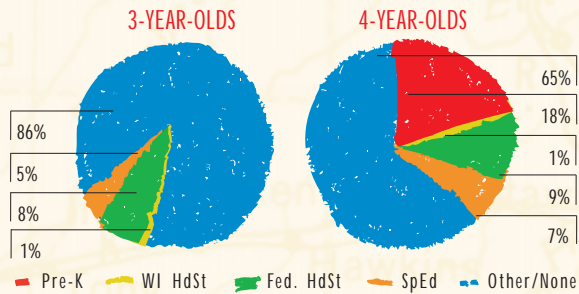


WISCONSIN FOUR-YEAR-OLD KINDERGARTEN

ACCESS

Total state program enrollment	12,743
School districts that offer state program	40%
Income requirement	None
Hours of operation	Half-day, full-week ¹
Operating schedule	Academic year
Special education enrollment	8,362
Federally-funded Head Start enrollment	12,067
State-funded Head Start enrollment	1,449 ²

STATE PRE-K AND HEAD START ENROLLMENT AS PERCENTAGE OF TOTAL POPULATION



QUALITY STANDARDS CHECKLIST

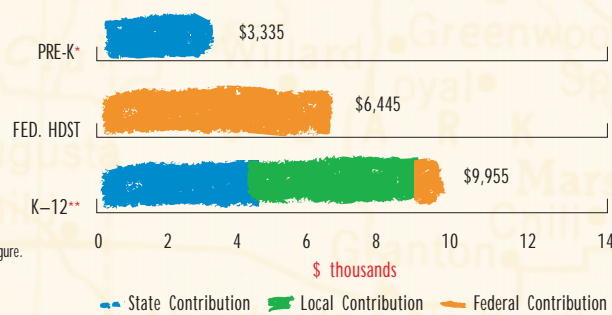
POLICY	STATE PRE-K REQUIREMENT	BENCHMARK	DOES REQUIREMENT MEET BENCHMARK?
Curriculum standards	None	Comprehensive	<input type="checkbox"/>
Teacher degree requirement	BA	BA	<input checked="" type="checkbox"/>
Teacher specialized training requirement	Teaching license in Pre-K-K, -3, -6; or K license ³	Specializing in EC	<input type="checkbox"/>
Assistant teacher degree requirement	Determined locally ⁴	CDA or equivalent	<input type="checkbox"/>
Teacher in-service requirement	6 credit hours or 180 DPI clock hours/5 years	At least 15 hours/year	<input checked="" type="checkbox"/>
Maximum class size		20 or lower	<input type="checkbox"/>
3-year-olds	NA		
4-year-olds	Determined locally		
Staff-child ratio		1:10 or better	<input type="checkbox"/>
3-year-olds	NA		
4-year-olds	Determined locally		
Screening/referral requirements	Determined locally	Vision, hearing, and health	<input type="checkbox"/>
Family support service requirements	Family support services	At least 1 service	<input checked="" type="checkbox"/>
Meal requirements	None	At least 1/day	<input type="checkbox"/>

TOTAL: **3** of 10

RESOURCES

Total state Pre-K spending	\$42,500,000 ⁵
Local match required?	Local share of school revenue
State spending per child enrolled	\$3,335 ⁶
State Head Start spending	\$7,425,000
State spending per 3-year-old	\$0
State spending per 4-year-old	\$604 ⁶

SPENDING PER CHILD ENROLLED



⁵ Pre-K programs may receive additional funds from federal or local sources that are not included in this figure.

⁶ K-12 expenditures include capital spending as well as current operating expenditures.

Data are for the '01-'02 school year, unless otherwise noted.

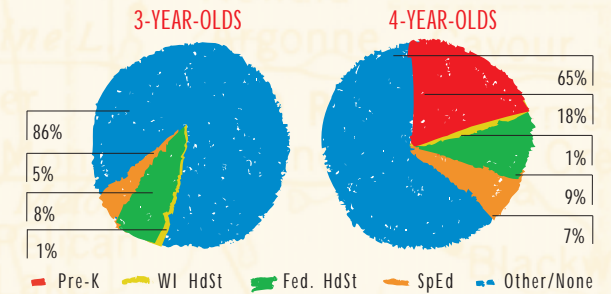
- Programs must run for a minimum of 437 hours per year, and can add up to 87.5 hours of parent outreach. Most run 180 days per year, 5 days per week and 2.5 hours per day.
- This figure represents an estimated enrollment. Wisconsin did not break this figure into specific numbers of 3- or 4-year-olds. As a result, age breakdowns used in the Access pie chart were also estimated, using proportions of federal Head Start enrollees in each age category.
- The Pre-K-3 license is preferred.
- Assistant teachers do receive a license from the district, but it is not a state teaching license.
- State funding for Four-Year-Old Kindergarten is built into the school membership aid. Since it is combined with the total school funding it is difficult to determine the exact amount of funding spent on Four-Year-Old Kindergarten. This figure represents the midpoint of the range of state spending (\$40,000,000 to \$45,000,000).
- The midpoint of the range of state spending (\$40,000,000 to \$45,000,000) was used to calculate these estimates. Actual spending may have been as high as \$640 per 4-year-old and \$3,531 per child enrolled, or as low as \$569 per 4-year-old and \$3,139 per child enrolled.

WISCONSIN STATE-FUNDED HEAD START MODEL

ACCESS

Total state program enrollment	1,449 ^{1,2}
School districts that offer state program	Not reported
Income requirement	100% FPL
Hours of operation	Determined locally
Operating schedule	Determined locally
Special education enrollment	8,362
Federally-funded Head Start enrollment	12,067
State-funded Head Start enrollment	1,449 ^{1,2}

STATE PRE-K AND HEAD START ENROLLMENT AS PERCENTAGE OF TOTAL POPULATION



QUALITY STANDARDS CHECKLIST

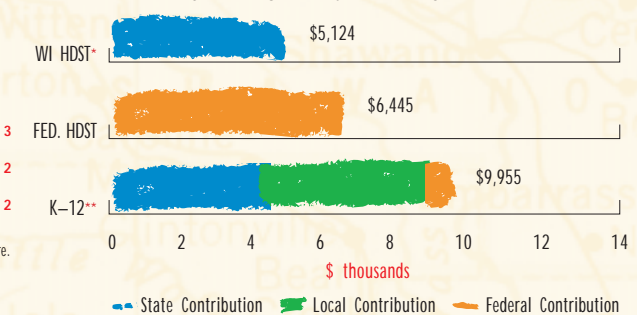
POLICY	STATE PRE-K REQUIREMENT	BENCHMARK	DOES REQUIREMENT MEET BENCHMARK?
Curriculum standards	None	Comprehensive	<input type="checkbox"/>
Teacher degree requirement	CDA	BA	<input type="checkbox"/>
Teacher specialized training requirement	Meets CDA requirements	Specializing in EC	<input checked="" type="checkbox"/>
Assistant teacher degree requirement	Meets state child care licensing standards	CDA or equivalent	<input type="checkbox"/>
Teacher in-service requirement	Amount not specified	At least 15 hours/year	<input type="checkbox"/>
Maximum class size		20 or lower	<input checked="" type="checkbox"/>
3-year-olds	17		
4-year-olds	20		
Staff-child ratio		1:10 or better	<input checked="" type="checkbox"/>
3-year-olds	2:17		
4-year-olds	1:10		
Screening/referral requirements	Vision, hearing, and health	Vision, hearing, and health	<input checked="" type="checkbox"/>
Family support service requirements	Family support services and 2 home visits	At least 1 service	<input checked="" type="checkbox"/>
Meal requirements	Breakfast or lunch	At least 1/day	<input checked="" type="checkbox"/>

TOTAL: **6** of 10

RESOURCES

Total state Pre-K spending	\$7,425,000
Local match required?	Not reported
State spending per child enrolled	\$5,124
State Head Start spending	\$7,425,000 ³
State spending per 3-year-old	\$46 ²
State spending per 4-year-old	\$50 ²

SPENDING PER CHILD ENROLLED



² Programs may receive additional funds from federal or local sources that are not included in this figure.

³ K-12 expenditures include capital spending as well as current operating expenditures.

Data are for the '01-'02 school year, unless otherwise noted.

- This figure represents an estimated enrollment.
- Wisconsin did not break its enrollment figure into specific numbers of 3- or 4-year-olds. As a result, age breakdowns used in the Access pie chart and Resources section were also estimated, using proportions of federal Head Start enrollees in each age category.
- All spending through this initiative is directed toward Head Start programs.