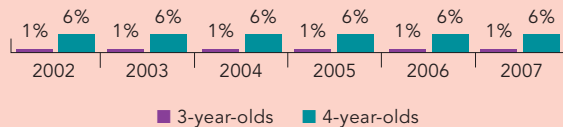
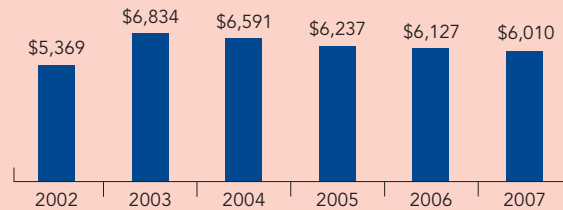


# Washington

PERCENT OF STATE POPULATION ENROLLED



STATE SPENDING PER CHILD ENROLLED  
(2007 DOLLARS)



Washington's Early Childhood Education and Assistance Program (ECEAP) was created in 1985 in response to calls for early childhood education reform. Overseen by the state Department of Early Learning (DEL), ECEAP is designed to improve school readiness by offering education, health, nutrition and family support services to assist parents in raising healthy children. The program primarily serves 4-year-olds from families with incomes at or below 110 percent of the federal poverty guidelines. Three-year-olds are enrolled based on additional risk factors. Up to 10 percent of the ECEAP slots can be allotted to children in families over the income cutoff if there are developmental or environmental risk factors. DEL funds public or private non-sectarian organizations—school districts, educational service districts, community and technical colleges, local governments, or nonprofit organizations—to provide ECEAP services.

In 2007 the state increased its investment in ECEAP. The additional funding means 2,250 more children (and the adults in their lives) will be served by this program during the 2007-2009 biennium. In addition, a rate increase allowed for program quality improvements such as increased hours of preschool and reinforcement of teacher qualification standards. About 8,200 children and their families in 36 counties will take advantage of this comprehensive learning program in 2008.

Established in 2006, DEL is a cabinet-level state agency. With its private partner, Thrive by Five Washington, DEL works to fund programs and coordinate efforts to improve school readiness among children.

ACCESS RANKINGS	
4-YEAR-OLDS	3-YEAR-OLDS
29	16

RESOURCES RANKINGS	
STATE SPENDING	ALL REPORTED SPENDING
6*	14

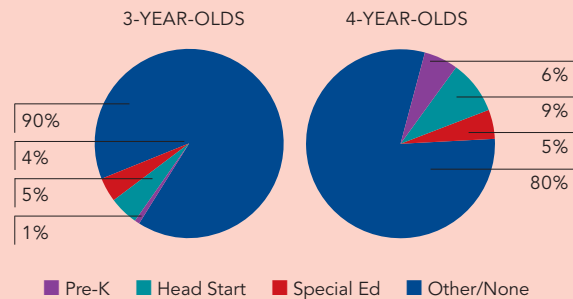
\* In previous Yearbooks, only state spending was ranked.

# WASHINGTON EARLY CHILDHOOD EDUCATION AND ASSISTANCE PROGRAM

## ACCESS

Total state program enrollment.....	5,837
School districts that offer state program .....	92% (counties)
Income requirement.....	90% of children must be at or below 110% FPL
Hours of operation.....	Determined locally <sup>1</sup>
Operating schedule .....	30 weeks/year
Special education enrollment .....	7,357
Federally funded Head Start enrollment.....	11,556
State-funded Head Start enrollment .....	0

STATE PRE-K AND HEAD START ENROLLMENT AS PERCENTAGE OF TOTAL POPULATION



## QUALITY STANDARDS CHECKLIST

POLICY	STATE PRE-K REQUIREMENT	BENCHMARK	DOES REQUIREMENT MEET BENCHMARK?
Early learning standards .....	Comprehensive <sup>2</sup>	Comprehensive	<input checked="" type="checkbox"/>
Teacher degree .....	AA	BA	<input type="checkbox"/>
Teacher specialized training .....	30 quarter units in ECE	Specializing in pre-K	<input checked="" type="checkbox"/>
Assistant teacher degree .....	CDA or 12 quarter credits in ECE	CDA or equivalent	<input checked="" type="checkbox"/>
Teacher in-service .....	15 clock hours <sup>3</sup>	At least 15 hours/year	<input checked="" type="checkbox"/>
Maximum class size .....		20 or lower	<input checked="" type="checkbox"/>
3-year-olds .....	20 <sup>4</sup>		
4-year-olds .....	20 <sup>4</sup>		
Staff-child ratio .....		1:10 or better	<input checked="" type="checkbox"/>
3-year-olds .....	1:9		
4-year-olds .....	1:9		
Screening/ referral and support services .....	Vision, hearing, health, developmental, dental; and support services <sup>5</sup>	Vision, hearing, health; and at least 1 support service	<input checked="" type="checkbox"/>
Meals .....	At least 1 meal <sup>6</sup>	At least 1/day	<input checked="" type="checkbox"/>
Monitoring .....	Site visits and other monitoring	Site visits	<input checked="" type="checkbox"/>

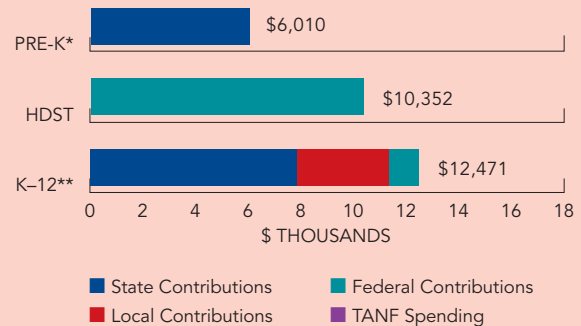
**TOTAL BENCHMARKS MET**

9

## RESOURCES

Total state pre-K spending .....	\$35,083,000
Local match required?.....	No
State spending per child enrolled.....	\$6,010
All reported spending per child enrolled* .....	\$6,010

SPENDING PER CHILD ENROLLED



\* Pre-K programs may receive additional funds from federal or local sources that are not included in this figure.

\*\*K-12 expenditures include capital spending as well as current operating expenditures.

Data are for the '06-'07 school year, unless otherwise noted.

<sup>1</sup> All programs operate at least 2.5 hours per session. Most programs operate 2.5 to 6 hours per day, 3 to 4 days per week.

<sup>2</sup> The Washington State Early Learning Benchmarks were in use for the entire 2006-2007 school year.

<sup>3</sup> Beginning in July 2006, 15 hours per year of teacher professional development are required.

<sup>4</sup> Beginning in July 2006, the maximum class size is 20.

<sup>5</sup> Support services include 3 hours of parent conferences, 3 hours of family support services, parenting support or training, parent involvement activities, health services for children, information about nutrition, referral to social services, transition to kindergarten activities, mental health consultation, services of a dietician, and oral/dental health services.

<sup>6</sup> Programs of less than 3 hours must provide breakfast or lunch. Programs lasting more than 3 hours must provide breakfast or lunch and a snack.