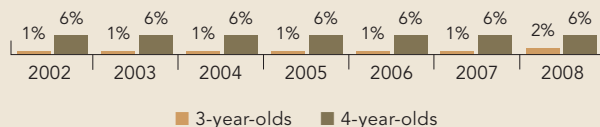
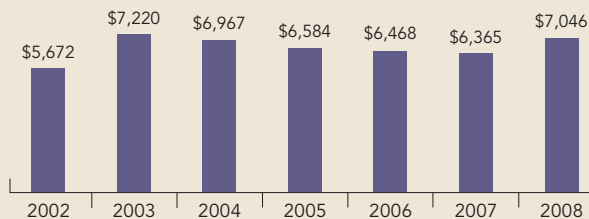


# Washington

PERCENT OF STATE POPULATION ENROLLED



STATE SPENDING PER CHILD ENROLLED  
(2008 DOLLARS)



In response to calls for early childhood education reform, the Washington Early Childhood Education and Assistance Program (ECEAP) was established in 1985. ECEAP is overseen by the state Department of Early Learning (DEL), a cabinet-level agency begun in 2006 that works with Thrive by Five Washington to fund programs and coordinate efforts to improve school readiness.

ECEAP offers health coordination, nutrition, family support, and preschool education to assist parents in raising children who are ready to learn. Four-year-olds from families at or below 110 percent of the federal poverty level are primarily served, but 3-year-olds are also enrolled based on other risk factors. In addition, up to 10 percent of slots may be filled by children who have developmental or environmental risk factors or whose families are over the income cutoff.

The DEL provides funding for ECEAP services in a variety of public and private settings, including educational service districts, school districts, local governments, nonprofit organizations, community and technical colleges, and nonsectarian organizations. The state increased its investment in ECEAP in 2007, resulting in 2,250 more children and families being served by the program during the 2007-2009 biennium. An additional rate increase has allowed for quality improvements such as increased hours of preschool education and reinforcement of teacher qualification standards. In 2008, about 8,200 children and their families in 37 counties participated in the comprehensive learning program.

ACCESS RANKINGS	
4-YEAR-OLDS	3-YEAR-OLDS
32	17

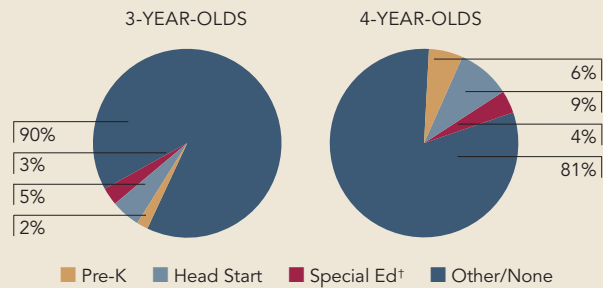
RESOURCES RANKINGS	
STATE SPENDING	ALL REPORTED SPENDING
6	10

# WASHINGTON EARLY CHILDHOOD EDUCATION AND ASSISTANCE PROGRAM

## ACCESS

Total state program enrollment .....	6,801
School districts that offer state program .....	95% (counties)
Income requirement .....	90% of children must be at or below 110% FPL
Hours of operation .....	Determined locally <sup>1</sup>
Operating schedule .....	30 weeks/year
Special education enrollment .....	7,656
Federally funded Head Start enrollment .....	11,502
State-funded Head Start enrollment .....	0

STATE PRE-K AND HEAD START ENROLLMENT AS PERCENTAGE OF TOTAL POPULATION



† This number represents children in special education who are not enrolled in state-funded pre-K or Head Start.

## QUALITY STANDARDS CHECKLIST

POLICY	STATE PRE-K REQUIREMENT	BENCHMARK	DOES REQUIREMENT MEET BENCHMARK?
Early learning standards .....	Comprehensive	Comprehensive	<input checked="" type="checkbox"/>
Teacher degree .....	AA or BA	BA	<input type="checkbox"/>
Teacher specialized training .....	30 quarter units in ECE <sup>2</sup>	Specializing in pre-K	<input checked="" type="checkbox"/>
Assistant teacher degree .....	CDA or 12 quarter credits in ECE	CDA or equivalent	<input checked="" type="checkbox"/>
Teacher in-service .....	15 clock hours	At least 15 hours/year	<input checked="" type="checkbox"/>
Maximum class size .....		20 or lower	<input checked="" type="checkbox"/>
3-year-olds .....	20		
4-year-olds .....	20		
Staff-child ratio .....		1:10 or better	<input checked="" type="checkbox"/>
3-year-olds .....	1:9		
4-year-olds .....	1:9		
Screening/referral .....	Vision, hearing, health, dental, and support services developmental; and support services <sup>3</sup>	Vision, hearing, health; and at least 1 support service	<input checked="" type="checkbox"/>
Meals .....	At least 1 meal <sup>4</sup>	At least 1/day	<input checked="" type="checkbox"/>
Monitoring .....	Site visits and other monitoring	Site visits	<input checked="" type="checkbox"/>

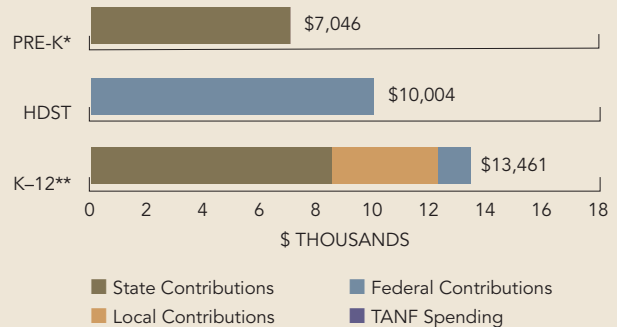
TOTAL BENCHMARKS MET

**9**

## RESOURCES

Total state pre-K spending .....	\$47,919,000
Local match required? .....	No
State spending per child enrolled .....	\$7,046
All reported spending per child enrolled* .....	\$7,046

SPENDING PER CHILD ENROLLED



\* Pre-K programs may receive additional funds from federal or local sources that are not included in this figure.

\*\*K-12 expenditures include capital spending as well as current operating expenditures.

Data are for the '07-'08 school year, unless otherwise noted.

<sup>1</sup> A minimum of 240 hours per year in at least 30 weeks is required. Most programs operate 2.5 to 6 hours per day, 3 to 4 days per week, with a typical schedule being 3 hours per day, 4 days per week.

<sup>2</sup> Teachers with a BA must also have an ECE endorsement.

<sup>3</sup> Support services include 3 hours of parent conferences, 3 hours of family support

services, parenting support or training, parent involvement activities, health services for children, information about nutrition, referral to social services, transition to kindergarten activities, mental health consultation, services of a dietician, and oral/dental health services.

<sup>4</sup> Programs of fewer than 3 hours must provide breakfast or lunch. Programs lasting more than 3 hours must provide breakfast or lunch and a snack.