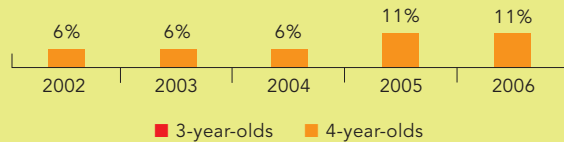
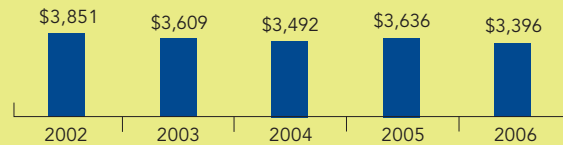


Virginia

PERCENT OF STATE POPULATION ENROLLED



STATE SPENDING PER CHILD ENROLLED
(2006 DOLLARS)



The Virginia Preschool Initiative started in 1995 to serve at-risk 4-year-old children not enrolled in existing preschool programs. Children must be identified as at-risk to qualify for the program, although the specific risk factors for eligibility are determined locally. Examples of risk factors include poverty, homelessness, parents with limited education, family underemployment or incarceration, and limited English proficiency. The state allocates funding to public school districts and local departments of social services, which may provide services directly or subcontract with Head Start or private child care programs. Funded communities are required to contribute matching funds to the program, based on a local composite index of districts' resources. Since 2004, a half-day option has existed for programs in the Virginia Preschool Initiative—they may choose to operate on a half-day schedule at 50 percent of the full-day funding allocation.

The basis for funding allocations was revised for 2004-2005 and again in 2005-2006. Previously, public schools were funded to serve 60 percent of at-risk 4-year-olds not already being served through Head Start or Title I. In 2004-2005, funding allocations increased to serve 90 percent of these unserved at-risk children, and in 2005-2006 the state made funding available to serve all of them. These changes have led to significant increases in enrollment for the Virginia Preschool Initiative. Also, the General Assembly increased the per pupil cost from \$5,400 to \$5,700 in 2006-2007.

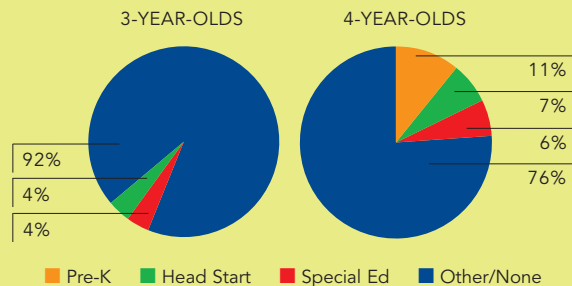
The state developed early learning standards emphasizing literacy and mathematics in 2004, and expanded them in 2005 to include science, history, and social science.

ACCESS RANKING-4s	ACCESS RANKING-3s	RESOURCES RANKING
22	None Served	18

ACCESS

Total state program enrollment	11,343
School districts that offer state program68% (localities)
Income requirement	None
Hours of operation	Determined locally ¹
Operating schedule	Academic year
Special education enrollment	9,614
Federally funded Head Start enrollment	11,505
State-funded Head Start enrollment	0

STATE PRE-K AND HEAD START ENROLLMENT AS PERCENTAGE OF TOTAL POPULATION



QUALITY STANDARDS CHECKLIST

POLICY	STATE PRE-K REQUIREMENT	BENCHMARK	DOES REQUIREMENT MEET BENCHMARK?
Early learning standards.....	Not comprehensive	Comprehensive	<input type="checkbox"/>
Teacher degree	BA (public), CDA (nonpublic) ²	BA	<input type="checkbox"/>
Teacher specialized training	License + certification in pre-K-3 or -6 (public), Meets CDA requirements (nonpublic) ²	Specializing in pre-K	<input checked="" type="checkbox"/>
Assistant teacher degree	HSD or GED	CDA or equivalent	<input type="checkbox"/>
Teacher in-service	15 clock hours ³	At least 15 hours/year	<input checked="" type="checkbox"/>
Maximum class size.....		20 or lower	<input checked="" type="checkbox"/>
3-year-olds	NA		
4-year-olds	18 ⁴		
Staff-child ratio		1:10 or better	<input checked="" type="checkbox"/>
3-year-olds	NA		
4-year-olds.....	1:9 ⁴		
Screening/referral	Vision, hearing, health; and support services	Vision, hearing, health; and at least 1 support service	<input checked="" type="checkbox"/>
Meals	At least breakfast and snack ⁶	At least 1/day	<input checked="" type="checkbox"/>
Monitoring.....	Site visits and other monitoring ⁷	Site visits	<input checked="" type="checkbox"/>

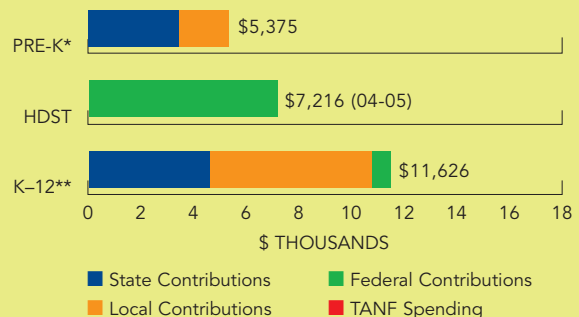
TOTAL BENCHMARKS MET

7

RESOURCES

Total state pre-K spending	\$38,518,874
Local match required?.....	Yes; based on composite index of local ability to pay
State spending per child enrolled	\$3,396
State spending per 3-year-old.....	\$0
State spending per 4-year-old.....	\$377

SPENDING PER CHILD ENROLLED



* Pre-K programs may receive additional funds from federal or local sources that are not included in this figure.

** K-12 expenditures include capital spending as well as current operating expenditures.

Data are for the '05-'06 school year, unless otherwise noted.

¹ Localities may choose to offer half-day programs for 3 hours per day or full-day programs for 6 hours per day. All programs operate 5 days per week.

² All staff must have some training in early childhood development.

³ Beginning with the 2005-2006 school year, teachers must have 15 clock hours of in-service per year. The in-service requirement was determined locally in previous years.

⁴ Beginning with the 2005-2006 school year, maximum class size increased to 18, with a 1:9 staff-child ratio.

⁵ Support services include parenting support or training, parent involvement activities, health services for children, information about nutrition, referral to social services, and transition to kindergarten activities. Other comprehensive services and the annual number of required parent conferences or home visits are determined locally.

⁶ Full-day programs must provide lunch in addition to breakfast and snack. Half-day programs must provide breakfast and snack, and other meal requirements are determined locally, although most half-day programs do provide lunch.

⁷ Beginning with the 2004-2005 school year, site visits and other monitoring activities are required every two years.