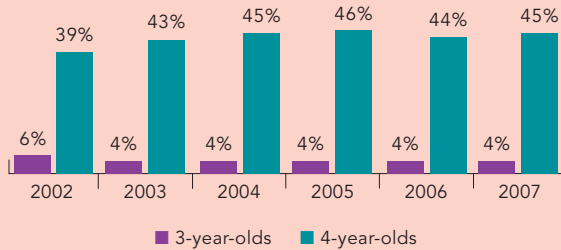
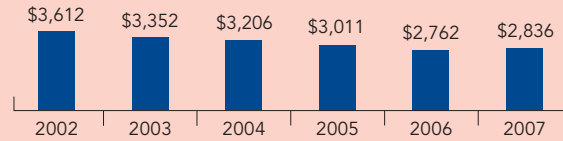


# Texas

PERCENT OF STATE POPULATION ENROLLED



STATE SPENDING PER CHILD ENROLLED  
(2007 DOLLARS)



The Texas Public School Prekindergarten initiative began during the 1985-1986 school year, providing half-day prekindergarten to at-risk 4-year-old children. All districts with 15 or more eligible 4-year-olds are required to offer the Public School Prekindergarten program. Children who have limited English proficiency, are homeless, or qualify for free or reduced-price lunch are eligible to participate in the program. Children whose parents are on active military duty or have been injured or killed on duty were eligible for the Texas prekindergarten program for the first time during the 2006-2007 program year. Children who are or were in foster care are eligible for Texas' prekindergarten program for the first time during the 2007-2008 school year. Districts are allowed to serve children who do not meet eligibility requirements if families pay tuition. They can also serve 3-year-olds through the use of additional district and state funds. The Texas Public School Prekindergarten program is supported by local and state funds using the Foundation School Program and is part of the K-12 system. Funding flows directly to the school districts but they are encouraged to offer services through private child care centers or Head Start. Enrollment in the Texas Public School Prekindergarten program has increased steadily for the past several years.

The Foundation School Program provides funding for half-day services but programs can apply for funding for full-day services from the Prekindergarten Expansion Grant Program. These competitive expansion grants are awarded annually and priority is given to school districts with low third grade reading scores.

More than 30,000 preschool children and their teachers participated in the Texas Early Education Model (TEEM) in 2006-2007. The State Center for Early Childhood Development administers the program and grants competitive funding to programs that use a research-based, scientific, pre-reading instructional program and serve at least 75 percent of low-income students. The Texas Early Education Model encourages public school districts, nonprofit and for-profit childcare centers, and Head Start agencies to share resources and coordinate services with each other.

ACCESS RANKINGS	
4-YEAR-OLDS	3-YEAR-OLDS
5	10

RESOURCES RANKINGS	
STATE SPENDING	ALL REPORTED SPENDING
28*	31

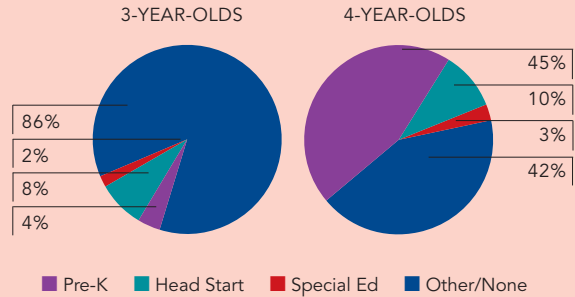
\* In previous Yearbooks, only state spending was ranked.

# TEXAS PUBLIC SCHOOL PREKINDERGARTEN

## ACCESS

Total state program enrollment.....	187,824
School districts that offer state program.....	78%
Income requirement.....	185% FPL <sup>1</sup>
Hours of operation .....	3 hours/day, 5 days/week <sup>2</sup>
Operating schedule .....	Academic year
Special education enrollment .....	20,950
Federally funded Head Start enrollment.....	65,886
State-funded Head Start enrollment .....	0

### STATE PRE-K AND HEAD START ENROLLMENT AS PERCENTAGE OF TOTAL POPULATION



## QUALITY STANDARDS CHECKLIST

POLICY	STATE PRE-K REQUIREMENT	BENCHMARK	DOES REQUIREMENT MEET BENCHMARK?
Early learning standards .....	Comprehensive .....	Comprehensive	<input checked="" type="checkbox"/>
Teacher degree .....	BA .....	BA	<input checked="" type="checkbox"/>
Teacher specialized training .....	Generalist (EC-Grade 4) Teaching Certificate <sup>3</sup>	Specializing in pre-K	<input checked="" type="checkbox"/>
Assistant teacher degree .....	HSD .....	CDA or equivalent	<input type="checkbox"/>
Teacher in-service.....	150 clock hours/5 years .....	At least 15 hours/year	<input checked="" type="checkbox"/>
Maximum class size .....	.....	20 or lower	<input type="checkbox"/>
3-year-olds .....	No limit <sup>4</sup>		
4-year-olds .....	No limit <sup>4</sup>		
Staff-child ratio .....	.....	1:10 or better	<input type="checkbox"/>
3-year-olds .....	No limit		
4-year-olds .....	No limit		
Screening/referral .....	Vision, hearing, developmental; and support services .....	Vision, hearing, health; and at least 1 support service	<input type="checkbox"/>
Meals .....	Depend on length of program day <sup>6</sup>	At least 1/day	<input type="checkbox"/>
Monitoring .....	None .....	Site visits	<input type="checkbox"/>

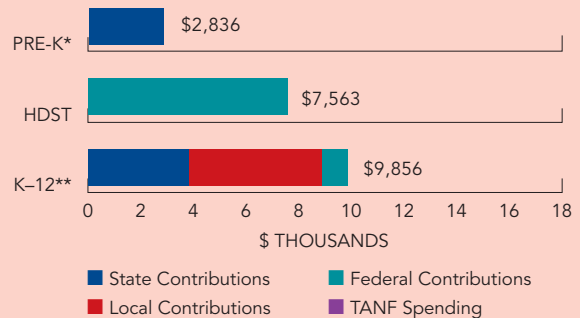
**TOTAL BENCHMARKS MET**

4

## RESOURCES

Total state pre-K spending .....	\$532,687,148 <sup>7</sup>
Local match required?.....	No
State spending per child enrolled.....	\$2,836
All reported spending per child enrolled* .....	\$2,836

### SPENDING PER CHILD ENROLLED



\* Pre-K programs may receive additional funds from federal or local sources that are not included in this figure.

\*\*K-12 expenditures include capital spending as well as current operating expenditures.

Data are for the '06-'07 school year, unless otherwise noted.

<sup>1</sup> During the 2006-2007 program year, 72 percent of children enrolled qualified based on income. Children may also qualify if they are homeless, have a parent on active military duty, or have non-English speaking family members.

<sup>2</sup> School districts that receive Prekindergarten Expansion Grant funding are required to offer 6 hours of services per day.

<sup>3</sup> The Generalist Teaching Certificate covers early childhood through fourth grade. The pedagogy is based on developmental levels for children and appropriate teaching methods for each grade level. Texas standards no longer specify a number of semester hours in early childhood education.

<sup>4</sup> Prekindergarten classes no larger than 15 (for 3-year-olds) or 18 (for 4-year-olds) are preferred but not required.

<sup>5</sup> Dental screening and referrals are determined locally. Some support services are required, but specific services are determined locally. The number of annual parent conferences or home visits is also determined locally.

<sup>6</sup> School districts are not required to serve meals to prekindergarten students. However, most school districts do serve either breakfast or lunch, and some offer both meals. All districts offering full-day programs provide lunch.

<sup>7</sup> State funding under the Foundation School Program, distributed on the basis of aggregated Average Daily Attendance, totaled \$447,056,500, including TANF MOE funds. The Prekindergarten Expansion Grant Program contributed an additional \$85,630,648.