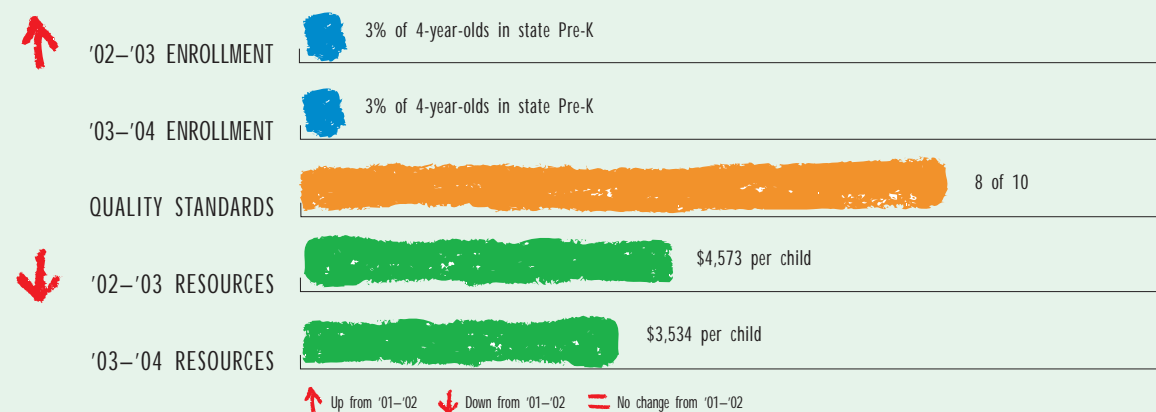


Tennessee



State funding for the Early Childhood Education (ECE) Pilot Program started in 1998 and was supplemented with significant federal TANF funds in the 2002 and 2003 fiscal years. ECE funds are distributed through a competitive grant process, and programs are operated by public schools, Head Start, private child care providers, and institutes of higher education. First priority for enrollment is given to children whose family income falls below 185 percent of the federal poverty level; children are also eligible for the program if they are at risk for abuse or neglect, in state custody, or have Individualized Education Plans where community placement is the least restrictive environment. The state requires all programs to operate at least 5.5 hours per day, and all teachers must be licensed with a Pre-K endorsement, regardless of program location.

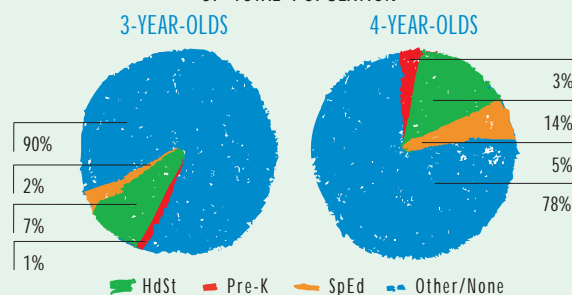
Although state funding increased for the 2003–2004 program year, the elimination of TANF funding has resulted in a loss of \$30,000 per classroom. This has led to a reduction in the number of classrooms and the number of children served, but quality standards have not been reduced. During the 2003–2004 school year, 2,830 children were served with \$10 million in state funding. Tennessee began a state lottery in 2004—although proceeds will primarily fund college scholarships, excess funds will benefit early childhood programs.



ACCESS

Total state program enrollment	3,280
School districts that offer state program	46%
Income requirement	185% FPL ¹
Hours of operation	5.5 hours per day, full-week
Operating schedule	Academic year
Special education enrollment	5,262
Federally funded Head Start enrollment	15,564
State-funded Head Start enrollment	0

STATE PRE-K AND HEAD START ENROLLMENT AS PERCENTAGE OF TOTAL POPULATION



QUALITY STANDARDS CHECKLIST

POLICY	STATE PRE-K REQUIREMENT	BENCHMARK	DOES REQUIREMENT MEET BENCHMARK?
Curriculum standards	None	Comprehensive	<input type="checkbox"/>
Teacher degree requirement	BA	BA	<input checked="" type="checkbox"/>
Teacher specialized training requirement	Teacher license with Pre-K endorsement	Specializing in Pre-K	<input checked="" type="checkbox"/>
Assistant teacher degree requirement	CDA	CDA or equivalent	<input checked="" type="checkbox"/>
Teacher in-service requirement	18 clock hours	At least 15 hours/year	<input checked="" type="checkbox"/>
Maximum class size		20 or lower	<input checked="" type="checkbox"/>
3-year-olds	16		
4-year-olds	20		
Staff-child ratio		1:10 or better	<input checked="" type="checkbox"/>
3-year-olds	1:8		
4-year-olds	1:10		
Screening/referral requirements	Health ²	Vision, hearing, and health	<input type="checkbox"/>
Required support services	2 parent conferences and support services ³	At least 1 service	<input checked="" type="checkbox"/>
Meal requirement	Lunch and snack	At least 1/day	<input checked="" type="checkbox"/>

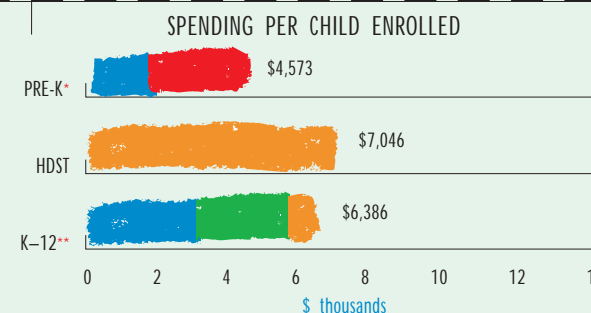
TOTAL:

8

of 10

RESOURCES

Total state Pre-K spending	\$15,000,000 ⁴
Local match required?	No
State spending per child enrolled	\$4,573 ⁵
State spending per 3-year-old	\$49 ⁵
State spending per 4-year-old	\$147 ⁵



¹ Pre-K programs may receive additional funds from federal or local sources that are not included in this figure.
² K-12 expenditures include capital spending as well as current operating expenditures.

Data are for the '02-'03 school year, unless otherwise noted.

Legend: State Contribution (blue), Local Contribution (green), Federal Contribution (orange), TANF Spending (red)

¹ Children eligible for free or reduced-price lunch receive highest priority for enrollment.
² Screening and referral requirements for vision and hearing are determined locally.
³ Services offered include parent involvement activities, transition to Pre-K, and transition to kindergarten activities.
⁴ This figure includes \$9 million in TANF funds.
⁵ These estimates include both state and TANF funds.