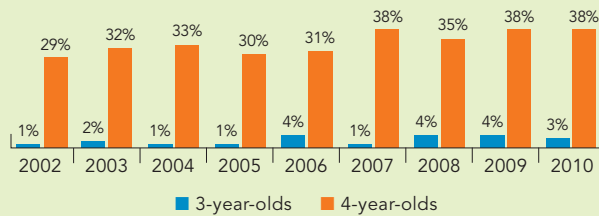
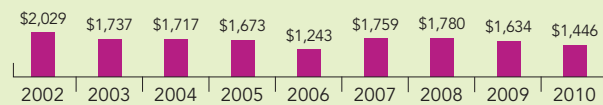


South Carolina

PERCENT OF STATE POPULATION ENROLLED



STATE SPENDING PER CHILD ENROLLED
(2010 DOLLARS)



The Half-Day Child Development Program was established by the South Carolina Education Improvement Act in 1984. The program, known as 4K, seeks to improve school readiness through half-day preschool education programs for at-risk 4-year-olds. While each district in the state is required to have at least one 4K classroom, each district can determine its own eligibility requirements according to local need and based on a list of state-specified risk factors, including child history of foster care, homelessness, low family income, low parent education level, or teen parent.

School districts receive 4K funding based on the number of kindergarteners eligible for free or reduced-price lunch in their districts. Most children are served in public school settings, though districts are permitted to partner with Head Start programs to offer preschool education. Approximately 15 percent of programs use funds from other sources to provide full-day preschool services.

The state's second early education initiative, the Child Development Education Pilot Program (CDEPP), was created in 2006. As a result of the court decision in *Abbeville County School District v. South Carolina*, full-day preschool was required to be provided in the counties named in the lawsuit if those counties decided to offer 4K program. Availability for the full-day program is extended to children who are eligible for free or reduced-price lunch or Medicaid. Public school programs participating in CDEPP must be approved by the state Department of Education, while private child care centers must be approved by the Office of First Steps. Starting in the 2009-2010 program year, students with a documented developmental delay are also eligible for CDEPP. This program has been evaluated for both process quality and program impact/child outcomes in the 2009-2010 school year.

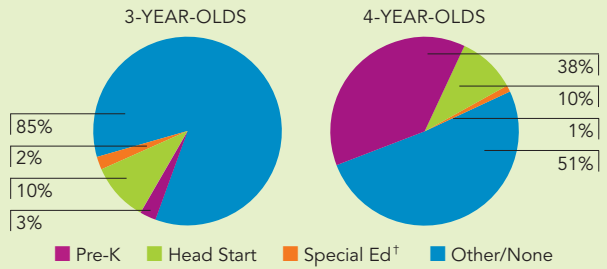
First Steps to School Readiness, a third initiative, helps provide additional services for preschool-age children. The First Steps County Partnerships distribute funds at the local level to provide a number of services for children and their families, including parenting courses, nurse-family partnership programs, and home visiting. In some communities, these funds can be used in collaboration with 4K or CDEPP funding to extend preschool services to a full-day or provide additional slots.

The first two pages of this state profile document South Carolina's overall contributions and commitment to state-funded preschool education, including state spending and enrollment for both the Half-Day Child Development Program and the Child Development Education Pilot Program. The third page focuses exclusively on the 4K initiative and the final page presents specific details about the CDEPP initiative.

STATE OVERVIEW

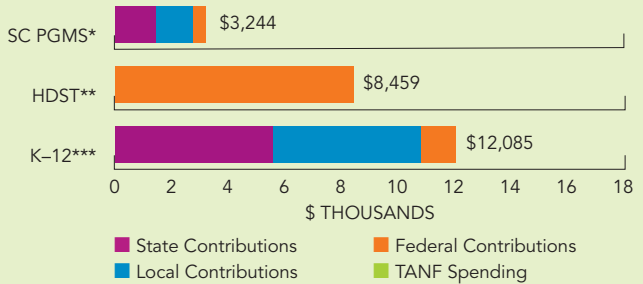
Total state program enrollment.....	24,563
Total state spending	\$35,513,846
State spending per child enrolled	\$1,446
All reported spending per child enrolled*	\$3,244

STATE PRE-K AND HEAD START ENROLLMENT AS PERCENTAGE OF TOTAL POPULATION



† This is an estimate of children in special education who are not enrolled in state-funded pre-K or Head Start.

SPENDING PER CHILD ENROLLED



* Pre-K programs may receive additional funds from federal or local sources that are not included in this figure.

** Head Start per-child spending for the 2009-2010 year includes funding from the American Recovery and Reinvestment Act (ARRA).

*** K-12 expenditures include capital spending as well as current operating expenditures.

Data are for the '09-'10 school year, unless otherwise noted.

ACCESS RANKINGS

4-YEAR-OLDS	3-YEAR-OLDS
11	15

RESOURCES RANKINGS

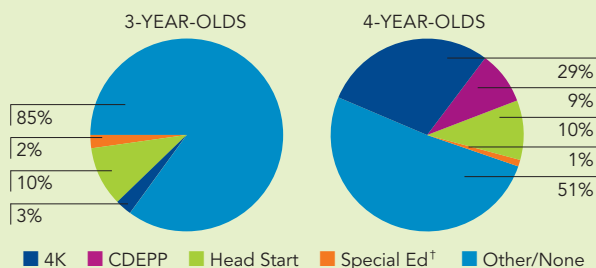
STATE SPENDING	ALL REPORTED SPENDING
38	34

SOUTH CAROLINA HALF-DAY CHILD DEVELOPMENT PROGRAM (4K)

ACCESS

Total state program enrollment	19,383
School districts that offer state program	58%
Income requirement	185% FPL ¹
Hours of operation	2.5 hours/day, 5 days/week
Operating schedule	Academic year
Special education enrollment	5,644
Federally funded Head Start enrollment	11,979
State-funded Head Start enrollment	0

STATE PRE-K AND HEAD START ENROLLMENT AS PERCENTAGE OF TOTAL POPULATION



[†] This is an estimate of children in special education who are not enrolled in state-funded pre-K or Head Start.

QUALITY STANDARDS CHECKLIST

POLICY	STATE PRE-K REQUIREMENT	BENCHMARK	DOES REQUIREMENT MEET BENCHMARK?
Early learning standards	Comprehensive	Comprehensive	<input checked="" type="checkbox"/>
Teacher degree	BA	BA	<input checked="" type="checkbox"/>
Teacher specialized training	EC certification for pre-K-3	Specializing in pre-K	<input checked="" type="checkbox"/>
Assistant teacher degree	HSD	CDA or equivalent	<input type="checkbox"/>
Teacher in-service	15 clock hours	At least 15 hours/year	<input checked="" type="checkbox"/>
Maximum class size		20 or lower	<input checked="" type="checkbox"/>
3-year-olds	20		
4-year-olds	20		
Staff-child ratio		1:10 or better	<input checked="" type="checkbox"/>
3-year-olds	1:10		
4-year-olds	1:10		
Screening/referral	Determined locally; and support services	Vision, hearing, health; and at least 1 support service	<input type="checkbox"/>
Meals	Snack	At least 1/day	<input type="checkbox"/>
Monitoring	Other monitoring ³	Site visits	<input type="checkbox"/>

TOTAL BENCHMARKS MET

6

RESOURCES

Total state pre-K spending	\$15,813,846 ⁴
Local match required?	No
State spending per child enrolled	\$816
All reported spending per child enrolled*	\$3,095 ⁴

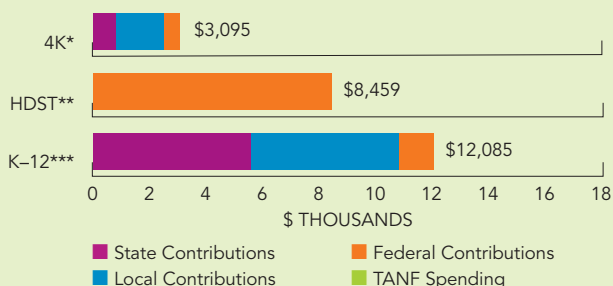
* Pre-K programs may receive additional funds from federal or local sources that are not included in this figure.

** Head Start per-child spending for the 2009-2010 year includes funding from the American Recovery and Reinvestment Act (ARRA).

*** K-12 expenditures include capital spending as well as current operating expenditures.

Data are for the '09-'10 school year, unless otherwise noted.

SPENDING PER CHILD ENROLLED



¹ Effective with the 2009-2010 school year, this income requirement applies to all children in 4K.

² Health screenings and referrals are and always have been determined locally. Most districts offer health screenings even though this is not required in State Board of Education regulations, and has not been required in the past. Support services include four annual parent conferences or home visits, education services or job training for parents, parenting support or training, parent involvement activities, health services for children, referral to social services, and transition to kindergarten activities.

³ During the 2009-2010 school year, site visits were not required due to budget reductions.

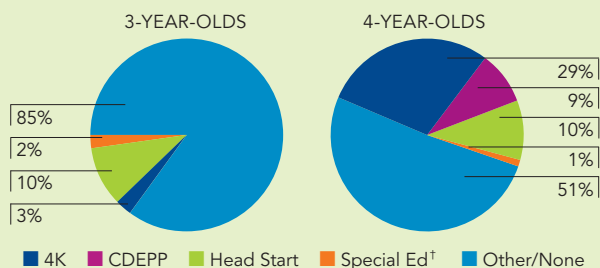
⁴ Total state spending is the appropriated amount rather than actual spending. Federal and local spending reflects the 2008-2009 levels as the state was unable to provide federal or local spending for the 2009-2010 school year.

SOUTH CAROLINA CHILD DEVELOPMENT EDUCATION PILOT PROGRAM (CDEPP)

ACCESS

Total state program enrollment	5,180
School districts that offer state program	42%
Income requirement	185% FPL ¹
Hours of operation	6.5 hours/day, 5 days/week
Operating schedule	Academic year
Special education enrollment	5,644
Federally funded Head Start enrollment	11,979
State-funded Head Start enrollment	0

STATE PRE-K AND HEAD START ENROLLMENT AS PERCENTAGE OF TOTAL POPULATION



[†] This is an estimate of children in special education who are not enrolled in state-funded pre-K or Head Start.

QUALITY STANDARDS CHECKLIST

POLICY	STATE PRE-K REQUIREMENT	BENCHMARK	DOES REQUIREMENT MEET BENCHMARK?
Early learning standards	Comprehensive	Comprehensive	<input checked="" type="checkbox"/>
Teacher degree	BA (public), AA (nonpublic)	BA	<input type="checkbox"/>
Teacher specialized training	EC certification for pre-K-3 (public); AA in ECE (nonpublic)	Specializing in pre-K	<input checked="" type="checkbox"/>
Assistant teacher degree	HSD ²	CDA or equivalent	<input type="checkbox"/>
Teacher in-service	15 clock hours	At least 15 hours/year	<input checked="" type="checkbox"/>
Maximum class size		20 or lower	<input checked="" type="checkbox"/>
3-year-olds	NA		
4-year-olds	20		
Staff-child ratio		1:10 or better	<input checked="" type="checkbox"/>
3-year-olds	NA		
4-year-olds	1:10		
Screening/referral	Vision, hearing; and support services	Vision, hearing, health; and at least 1 support service	<input type="checkbox"/>
Meals	Breakfast and lunch	At least 1/day	<input checked="" type="checkbox"/>
Monitoring	Site visits and other monitoring	Site visits	<input checked="" type="checkbox"/>

TOTAL BENCHMARKS MET

7

RESOURCES

Total state pre-K spending	\$19,700,000 ⁴
Local match required?	No
State spending per child enrolled	\$3,803 ⁴
All reported spending per child enrolled*	\$3,803 ⁴

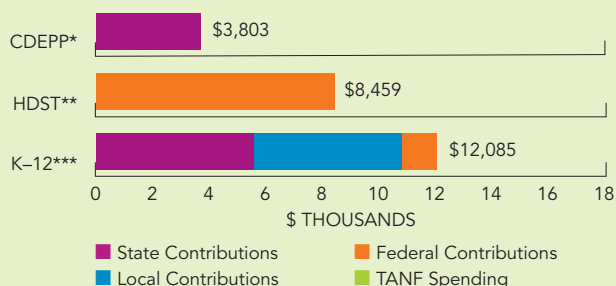
* Pre-K programs may receive additional funds from federal or local sources that are not included in this figure.

** Head Start per-child spending for the 2009-2010 year includes funding from the American Recovery and Reinvestment Act (ARRA).

*** K-12 expenditures include capital spending as well as current operating expenditures.

Data are for the '09-'10 school year, unless otherwise noted.

SPENDING PER CHILD ENROLLED



¹ Children are also eligible if they receive Medicaid services. If classes are not full, developmental delays can be considered as eligibility criteria.

² Assistant teachers are required to complete the Early Childhood Development Credential within 12 months of hire. Districts may request waivers in certain instances.

³ Support services include two annual parent conferences, parenting support or training, parent involvement activities, health services for children, and transition to kindergarten activities. Other support services are determined locally.

⁴ These figures include general funds (\$17,300,000) and South Carolina First Steps funds (\$2,400,000) used to serve children in CDEPP classrooms. State spending includes \$550,000 in carryover funds from the state general fund from the prior year.