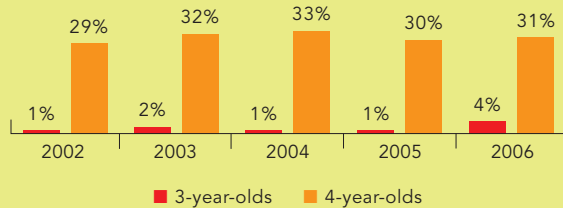
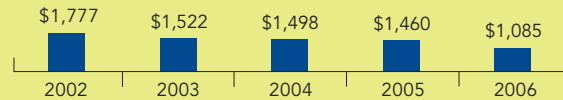


# South Carolina

PERCENT OF STATE POPULATION ENROLLED



STATE SPENDING PER CHILD ENROLLED  
(2006 DOLLARS)



In 1984, South Carolina's Education Improvement Act created the Half-Day Child Development Program, known as 4K. The purpose of 4K is to improve school readiness among at-risk 4-year-olds, and all school districts are required to have at least one 4K class. The state funds half-day programs in each district according to the number of kindergartners eligible for free or reduced-price lunch, although about 15 percent of programs use additional funding sources to provide full-day services. The majority of children are served in public school settings, although some districts partner with Head Start centers or private child care programs to provide services.

Child eligibility requirements are selected from state-specified risk factors, according to local need. Examples of risk factors include having single parents or parents with low-educational attainment, being homeless, or having a low family income.

Though not the focus of this report, South Carolina funds a separate state early childhood initiative, the First Steps to School Readiness program. First Steps County Partnerships distribute funds that may be used at the local level for a variety of services for children and families. Although the initiative is separate from 4K, some communities use First Step funds in collaboration with 4K for purposes such as extending services to a full day or providing additional slots in existing 4K programs.

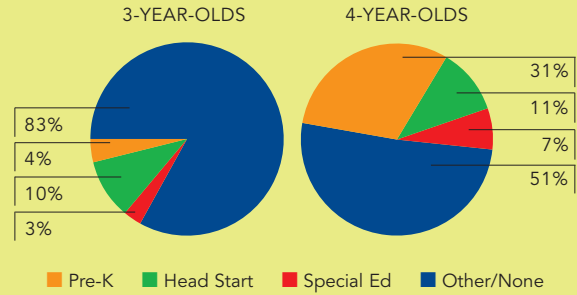
As a result of the lawsuit, *Abbeville County School District v. South Carolina*, 36 South Carolina counties are required as of June 2006 to provide prekindergarten to low-income 4-year-olds. Unlike 4K, the new Child Development Education Pilot (CDEP) program requires enrolled children to be eligible for free or reduced-price lunch or Medicaid. Children also must reside in one of the counties mandated to provide this service. Public and private schools offer the program, which was allocated \$15 million for 2006-2007. CDEP teachers are required to have an associate's degree, and programs must be approved by the State Department of Education for public schools and the Office of First Steps for private child care centers.

ACCESS RANKING-4s	ACCESS RANKING-3s	RESOURCES RANKING
8	10	38

## ACCESS

Total state program enrollment .....	20,117
School districts that offer state program .....	100%
Income requirement .....	None
Hours of operation .....	2.5 hours/day, 5 days/week
Operating schedule .....	Academic year
Special education enrollment .....	5,422
Federally funded Head Start enrollment .....	11,723
State-funded Head Start enrollment .....	0

### STATE PRE-K AND HEAD START ENROLLMENT AS PERCENTAGE OF TOTAL POPULATION



## QUALITY STANDARDS CHECKLIST

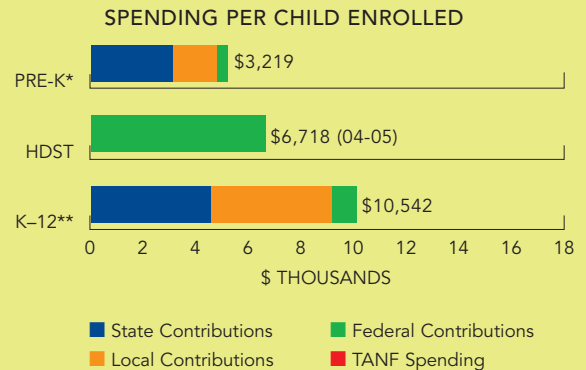
POLICY	STATE PRE-K REQUIREMENT	BENCHMARK	DOES REQUIREMENT MEET BENCHMARK?
Early learning standards.....	Not comprehensive	Comprehensive	<input type="checkbox"/>
Teacher degree .....	BA	BA	<input checked="" type="checkbox"/>
Teacher specialized training .....	EC certification and licensure	Specializing in pre-K	<input checked="" type="checkbox"/>
Assistant teacher degree .....	HSD (public), None (nonpublic) <sup>1</sup>	CDA or equivalent	<input type="checkbox"/>
Teacher in-service .....	12 clock hours/year and 6 credit hours/5 years	At least 15 hours/year	<input checked="" type="checkbox"/>
Maximum class size .....		20 or lower	<input checked="" type="checkbox"/>
3-year-olds .....	20		
4-year-olds .....	20		
Staff-child ratio .....		1:10 or better	<input checked="" type="checkbox"/>
3-year-olds .....	1:10		
4-year-olds .....	1:10		
Screening/referral .....	Vision, hearing, health; and support services	Vision, hearing, health; and at least 1 support service	<input checked="" type="checkbox"/>
Meals .....	1 meal and snack <sup>3</sup>	At least 1/day	<input checked="" type="checkbox"/>
Monitoring.....	Site visits and other monitoring	Site visits	<input checked="" type="checkbox"/>

**TOTAL BENCHMARKS MET**

8

## RESOURCES

Total state pre-K spending .....	\$21,832,678
Local match required? .....	No
State spending per child enrolled .....	\$1,085
State spending per 3-year-old.....	\$46
State spending per 4-year-old.....	\$337



\* Pre-K programs may receive additional funds from federal or local sources that are not included in this figure.

\*\*K-12 expenditures include capital spending as well as current operating expenditures.

Data are for the '05-'06 school year, unless otherwise noted.

<sup>1</sup> Assistant teachers in Title I schools must either hold an AA degree or pass a state test. It is recommended that all assistant teachers complete an early childhood class within one year of their hiring date.

<sup>2</sup> Support services include four annual parent conferences or home visits, education services or job training for parents, parenting support or training, parent involvement activities, health services for children, and transition to kindergarten activities.

<sup>3</sup> Half-day programs must provide breakfast or lunch plus a snack; full-day programs must provide breakfast and lunch plus a snack.