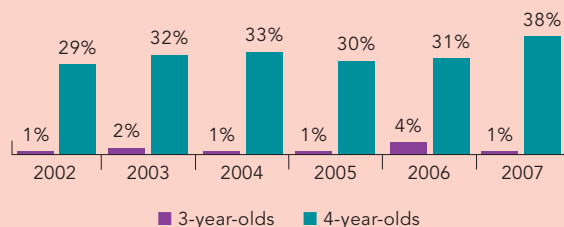
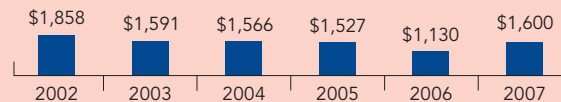


# South Carolina

PERCENT OF STATE POPULATION ENROLLED



STATE SPENDING PER CHILD ENROLLED  
(2007 DOLLARS)



The Half-Day Child Development Program, known as 4K, has been operating since established in 1984 by the South Carolina Education Improvement Act. The program provides half-day prekindergarten to at-risk 4-year-olds in each district in the state, with the goal of improving school readiness. Each district is required to have at least one 4K class, and the state distributes funds based on the number of kindergarteners eligible for free or reduced-price lunch. About 15 percent of programs use additional funding sources to provide full-day services.

The majority of children are served in public school settings, although some districts partner with Head Start centers or private child care programs to provide services. Specific child eligibility requirements are selected according to local need, based on a list of state-specified risk factors. Examples of risk factors include having single parents or parents with low educational attainment, being homeless, or having a low family income.

A separate initiative, the Child Development Education Pilot Program (CDEPP) was established in 2006 as a result of the lawsuit *Abbeville County School District v. South Carolina*. The decision from this case requires that when counties named in the lawsuit choose to provide 4K services, they must provide full-day preschool for children residing in the county eligible for free or reduced-price lunch or Medicaid. Programs in public schools must be approved by the state Department of Education and programs in private child care centers must be approved by the Office of First Steps.

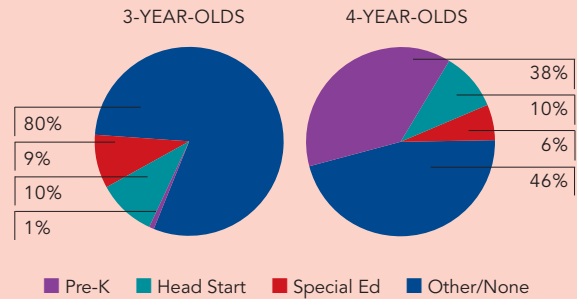
South Carolina funds an additional state early childhood initiative, the First Steps to School Readiness program, although First Steps is not the focus of this report. First Steps County Partnerships distribute funds that may be used at the local level for a variety of services for children and families. Although the initiative is separate from 4K and CDEPP, some communities use First Step funds in collaboration with 4K and CDEPP for purposes such as extending services to a full day or providing additional slots in existing programs.

The first two pages of this state profile document South Carolina's overall contributions and commitment to prekindergarten, including state spending and enrollment for both the South Carolina Half-Day Child Development Program (4K) and the South Carolina Child Development Education Pilot Program (CDEPP). The third page focuses exclusively on 4K and the final page provides specific details about CDEPP.

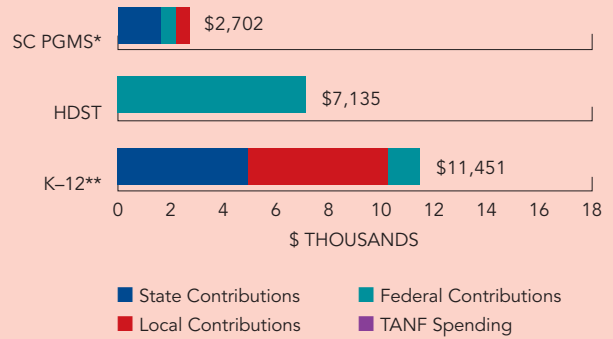
## STATE OVERVIEW

Total state program enrollment.....21,716  
 Total state spending.....\$34,747,844  
 State spending per child enrolled.....\$1,600  
 All reported spending per child enrolled .....\$2,702

### STATE PRE-K AND HEAD START ENROLLMENT AS PERCENTAGE OF TOTAL POPULATION



### SPENDING PER CHILD ENROLLED



\* Pre-K programs may receive additional funds from federal or local sources that are not included in this figure.

\*\*K-12 expenditures include capital spending as well as current operating expenditures.

Data are for the '06-'07 school year, unless otherwise noted.

ACCESS RANKINGS	
4-YEAR-OLDS	3-YEAR-OLDS
7	24

RESOURCES RANKINGS	
STATE SPENDING	ALL REPORTED SPENDING
38*	32

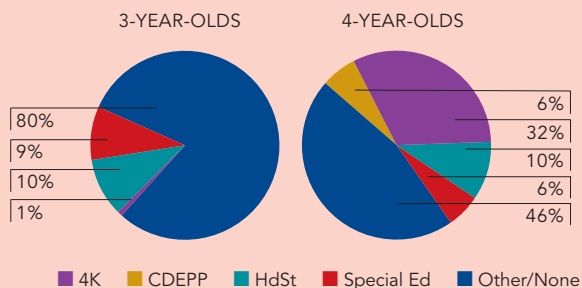
\* In previous Yearbooks, only state spending was ranked.

## SOUTH CAROLINA HALF-DAY CHILD DEVELOPMENT PROGRAM (4K)

### ACCESS

Total state program enrollment.....	18,475
School districts that offer state program.....	100%
Income requirement.....	185% FPL <sup>1</sup>
Hours of operation .....	2.5 hours/day, 5 days/week
Operating schedule.....	Determined locally <sup>2</sup>
Special education enrollment .....	8,332
Federally funded Head Start enrollment.....	11,705
State-funded Head Start enrollment .....	0

STATE PRE-K AND HEAD START ENROLLMENT AS PERCENTAGE OF TOTAL POPULATION



### QUALITY STANDARDS CHECKLIST

POLICY	STATE PRE-K REQUIREMENT	BENCHMARK	DOES REQUIREMENT MEET BENCHMARK?
Early learning standards .....	Comprehensive <sup>3</sup>	Comprehensive	<input checked="" type="checkbox"/>
Teacher degree .....	BA	BA	<input checked="" type="checkbox"/>
Teacher specialized training .....	EC certification for pre-K-3	Specializing in pre-K	<input checked="" type="checkbox"/>
Assistant teacher degree.....	HSD	CDA or equivalent	<input type="checkbox"/>
Teacher in-service .....	6 credit hours/5 years	At least 15 hours/year	<input checked="" type="checkbox"/>
Maximum class size .....		20 or lower	<input checked="" type="checkbox"/>
3-year-olds .....	20		
4-year-olds .....	20		
Staff-child ratio .....		1:10 or better	<input checked="" type="checkbox"/>
3-year-olds .....	1:10		
4-year-olds .....	1:10		
Screening/referral .....	Vision, hearing, health, and support services	Vision, hearing, health; and at least 1 support service	<input checked="" type="checkbox"/>
Meals .....	Breakfast, lunch and snack	At least 1/day	<input checked="" type="checkbox"/>
Monitoring .....	Site visits and other monitoring	Site visits	<input checked="" type="checkbox"/>

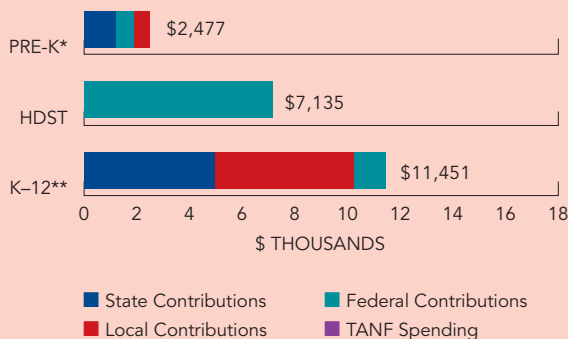
**TOTAL BENCHMARKS MET**

9

### RESOURCES

Total state pre-K spending.....	\$21,832,678
Local match required?.....	No
State spending per child enrolled.....	\$1,182
All reported spending per child enrolled* .....	\$2,477

SPENDING PER CHILD ENROLLED



\* Pre-K programs may receive additional funds from federal or local sources that are not included in this figure.

\*\*K-12 expenditures include capital spending as well as current operating expenditures.

Data are for the '06-'07 school year, unless otherwise noted.

<sup>1</sup> Children are eligible for the program if they are deemed educationally at-risk. In 2006-2007, 95 percent of the children served met the income requirement.

<sup>2</sup> Most programs operate for the academic year but a few schools operate year round.

<sup>3</sup> South Carolina implemented new early learning standards, Good Start Grow Smart, for the 2006-2007 school year.

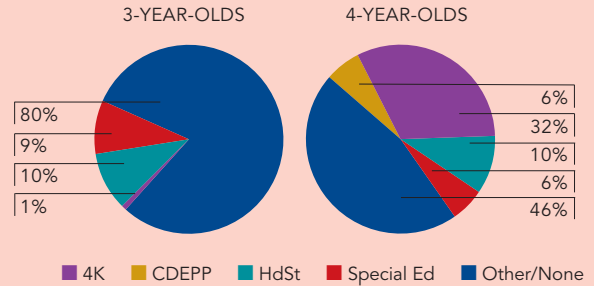
<sup>4</sup> Support services include four annual parent conferences or home visits, education services or job training for parents, parenting support or training, parent involvement activities, health services for children, referral to social services, transition to kindergarten activities, and other locally determined services.

# SOUTH CAROLINA CHILD DEVELOPMENT EDUCATION PILOT PROGRAM (CDEPP)

## ACCESS

Total state program enrollment.....	3,241 <sup>1</sup>
School districts that offer state program.....	34%
Income requirement.....	185% FPL
Hours of operation .....	6.5 hours/day, 5 days/week
Operating schedule .....	Academic year
Special education enrollment .....	8,332
Federally funded Head Start enrollment.....	11,705
State-funded Head Start enrollment .....	0

STATE PRE-K AND HEAD START ENROLLMENT AS PERCENTAGE OF TOTAL POPULATION



## QUALITY STANDARDS CHECKLIST

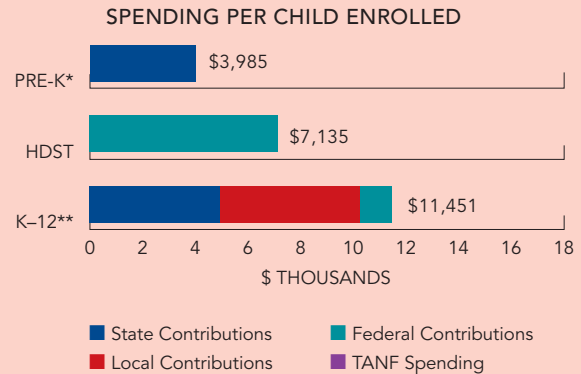
POLICY	STATE PRE-K REQUIREMENT	BENCHMARK	DOES REQUIREMENT MEET BENCHMARK?
Early learning standards .....	Comprehensive <sup>2</sup>	Comprehensive	<input checked="" type="checkbox"/>
Teacher degree .....	BA (public), HSD (nonpublic) <sup>3</sup>	BA	<input type="checkbox"/>
Teacher specialized training .....	None <sup>3</sup>	Specializing in pre-K	<input type="checkbox"/>
Assistant teacher degree.....	HSD <sup>4</sup>	CDA or equivalent	<input type="checkbox"/>
Teacher in-service .....	20 clock hours/year	At least 15 hours/year	<input checked="" type="checkbox"/>
Maximum class size .....		20 or lower	<input checked="" type="checkbox"/>
3-year-olds .....	20		
4-year-olds .....	20		
Staff-child ratio .....		1:10 or better	<input checked="" type="checkbox"/>
3-year-olds .....	1:10		
4-year-olds .....	1:10		
Screening/referral .....	Vision, hearing, health, and support services	Vision, hearing, health; and at least 1 support service	<input checked="" type="checkbox"/>
Meals .....	Breakfast and lunch	At least 1/day	<input checked="" type="checkbox"/>
Monitoring .....	Site visits and other monitoring	Site visits	<input checked="" type="checkbox"/>

**TOTAL BENCHMARKS MET**

**7**

## RESOURCES

Total state pre-K spending.....	\$12,915,166
Local match required?.....	No
State spending per child enrolled.....	\$3,985
All reported spending per child enrolled* .....	\$3,985



\* Pre-K programs may receive additional funds from federal or local sources that are not included in this figure.

\*\*K-12 expenditures include capital spending as well as current operating expenditures.

Data are for the '06-'07 school year, unless otherwise noted.

<sup>1</sup> This number includes 2,932 children served in public schools and 309 served in nonpublic settings through the First Steps program.

<sup>2</sup> South Carolina implemented new early learning standards, Good Start Grow Smart, for the 2006-2007 school year.

<sup>3</sup> In First Steps settings the requirement for the AA degree may be waived. In public school settings all teachers must have a BA or higher, and certification in early childhood is recommended.

<sup>4</sup> The teaching assistant must complete one course in early childhood within the calendar year if they do not have an AA degree.

<sup>5</sup> Dental screenings and referrals are determined locally. Support services include four annual parent conferences or home visits, parenting support or training, and parent education. In the public schools only, support services also include parent job training and referral to social services.