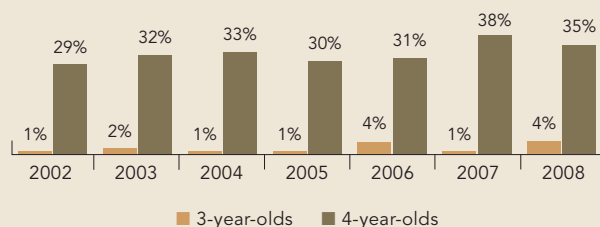
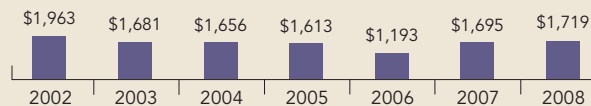


South Carolina

PERCENT OF STATE POPULATION ENROLLED



STATE SPENDING PER CHILD ENROLLED
(2008 DOLLARS)



In 1984, the South Carolina Education Improvement Act established the Half-Day Child Development Program, known as 4K, with the primary purpose of improving school readiness. Each district in the state is required to have at least one 4K class, which provides half-day preschool education to at-risk 4-year-olds. Child eligibility requirements are selected according to local need, based on a list of state-specified risk factors. Examples of risk factors include having single parents or parents with low educational attainment, being homeless, or having a low family income.

State funds are distributed to 4K programs based on the number of kindergartners per district eligible for free or reduced-price lunch. Additional funding sources are used in about 15 percent of programs to provide full-day services to preschool children. Although some districts partner with Head Start or private child care centers to provide services, the majority of children are served in public school settings.

In 2006, another state initiative, the Child Development Education Pilot Program (CDEPP), was created as a result of the lawsuit *Abbeville County School District v. South Carolina*. The court decision mandated that full-day preschool be provided in certain circumstances. Only counties named in the lawsuit that choose to offer 4K services are required to provide full-day preschool for children residing in the county who are eligible for free or reduced-price lunch or Medicaid. Public school programs must be approved by the state Department of Education while private child centers must obtain approval from the Office of First Steps.

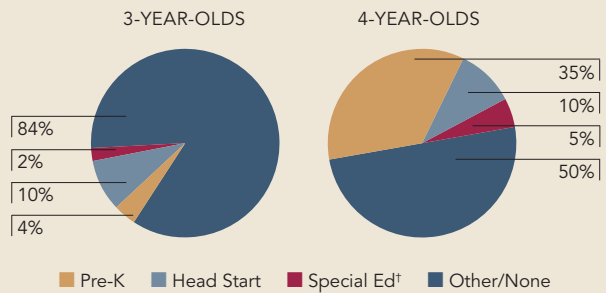
The First Steps to School Readiness program is an additional state initiative, although it is not the focus of this report. Funds are distributed through First Steps County Partnerships for use at the local level for a variety of services for children and their families. Although First Steps is separate from 4K and CDEPP, some communities use funds from this initiative in collaboration with 4K and CDEPP for such purposes as extending services to a full day or providing additional slots in existing programs.

The first two pages of this state profile document South Carolina's overall contributions and commitment to state prekindergarten, including state spending and enrollment for both the Half-Day Child Development Program and the Child Development Education Pilot Program initiatives. The third page focuses exclusively on the Half-Day Child Development Program initiative and the final page presents specific details about the CDEPP initiative.

STATE OVERVIEW

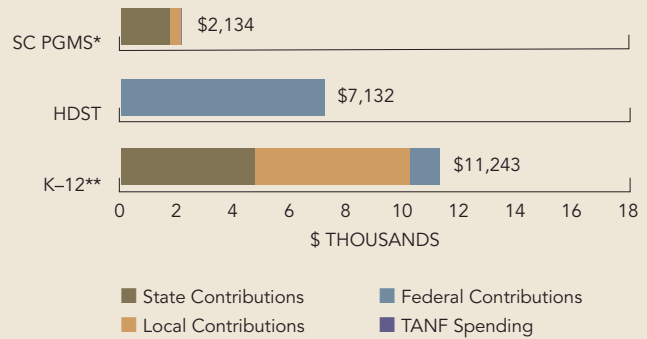
Total state program enrollment	22,590
Total state spending	\$38,821,515
State spending per child enrolled	\$1,719
All reported spending per child enrolled*	\$2,134

STATE PRE-K AND HEAD START ENROLLMENT AS PERCENTAGE OF TOTAL POPULATION



† This number represents children in special education who are not enrolled in Head Start, but includes children who are enrolled in state-funded pre-K.

SPENDING PER CHILD ENROLLED



* Pre-K programs may receive additional funds from federal or local sources that are not included in this figure.

**K-12 expenditures include capital spending as well as current operating expenditures.

Data are for the '07-'08 school year, unless otherwise noted.

ACCESS RANKINGS	
4-YEAR-OLDS	3-YEAR-OLDS
10	13

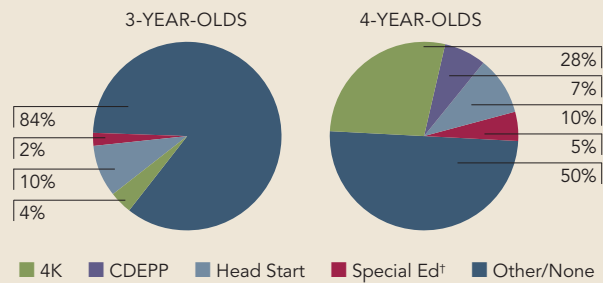
RESOURCES RANKINGS	
STATE SPENDING	ALL REPORTED SPENDING
37	38

SOUTH CAROLINA HALF-DAY CHILD DEVELOPMENT PROGRAM

ACCESS

Total state program enrollment	18,398
School districts that offer state program	59%
Income requirement	185% FPL ¹
Hours of operation	2.5 hours/day, 5 days/week
Operating schedule	Academic year
Special education enrollment	5,285
Federally funded Head Start enrollment	11,681
State-funded Head Start enrollment	0

STATE PRE-K AND HEAD START ENROLLMENT AS PERCENTAGE OF TOTAL POPULATION



† This number represents children in special education who are not enrolled in Head Start, but includes children who are enrolled in state-funded pre-K.

QUALITY STANDARDS CHECKLIST

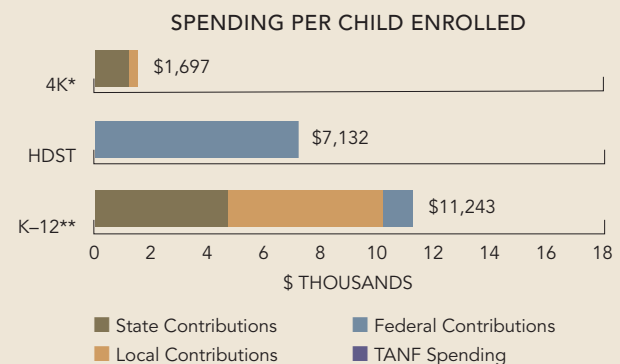
POLICY	STATE PRE-K REQUIREMENT	BENCHMARK	DOES REQUIREMENT MEET BENCHMARK?
Early learning standards	Comprehensive	Comprehensive	<input checked="" type="checkbox"/>
Teacher degree	BA	BA	<input checked="" type="checkbox"/>
Teacher specialized training	EC certification for pre-K-3	Specializing in pre-K	<input checked="" type="checkbox"/>
Assistant teacher degree	HSD	CDA or equivalent	<input type="checkbox"/>
Teacher in-service	15 clock hours/year	At least 15 hours/year	<input checked="" type="checkbox"/>
Maximum class size.....		20 or lower	<input checked="" type="checkbox"/>
3-year-olds	20		
4-year-olds	20		
Staff-child ratio		1:10 or better	<input checked="" type="checkbox"/>
3-year-olds	1:10		
4-year-olds	1:10		
Screening/referral	Vision, hearing, health, developmental, dental; and support services ²	Vision, hearing, health; and at least 1 support service	<input checked="" type="checkbox"/>
Meals	Snack	At least 1/day	<input type="checkbox"/>
Monitoring	Site visits and other monitoring	Site visits	<input checked="" type="checkbox"/>

TOTAL BENCHMARKS MET

8

RESOURCES

Total state pre-K spending	\$21,832,678
Local match required?	No
State spending per child enrolled	\$1,187
All reported spending per child enrolled*	\$1,697



* Pre-K programs may receive additional funds from federal or local sources that are not included in this figure.

**K-12 expenditures include capital spending as well as current operating expenditures.

Data are for the '07-'08 school year, unless otherwise noted.

¹ Children are eligible for the program if they are determined to be educationally at-risk.

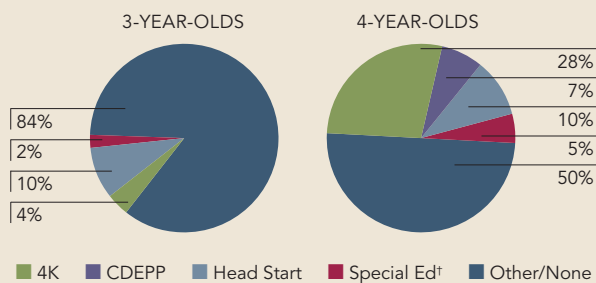
² Support services include four annual parent conferences or home visits, education services or job training for parents, parenting support or training, parent involvement activities, health services for children, referral to social services, transition to kindergarten activities, and other locally determined services.

SOUTH CAROLINA CHILD DEVELOPMENT EDUCATION PILOT PROGRAM

ACCESS

Total state program enrollment	4,192
School districts that offer state program	41%
Income requirement	185% FPL ¹
Hours of operation	6.5 hours/day, 5 days/week
Operating schedule	Academic year
Special education enrollment	5,285
Federally funded Head Start enrollment	11,681
State-funded Head Start enrollment	0

STATE PRE-K AND HEAD START ENROLLMENT AS PERCENTAGE OF TOTAL POPULATION



† This number represents children in special education who are not enrolled in Head Start, but includes children who are enrolled in state-funded pre-K.

QUALITY STANDARDS CHECKLIST

POLICY	STATE PRE-K REQUIREMENT	BENCHMARK	DOES REQUIREMENT MEET BENCHMARK?
Early learning standards	Comprehensive	Comprehensive	<input checked="" type="checkbox"/>
Teacher degree	BA (public), AA in ECE (nonpublic) ²	BA	<input type="checkbox"/>
Teacher specialized training	EC certification for pre-K-3 (public); AA in ECE (nonpublic) ²	Specializing in pre-K	<input checked="" type="checkbox"/>
Assistant teacher degree	HSD ³	CDA or equivalent	<input type="checkbox"/>
Teacher in-service	15 clock hours/year	At least 15 hours/year	<input checked="" type="checkbox"/>
Maximum class size		20 or lower	<input checked="" type="checkbox"/>
3-year-olds	20		
4-year-olds	20		
Staff-child ratio		1:10 or better	<input checked="" type="checkbox"/>
3-year-olds	1:10		
4-year-olds	1:10		
Screening/referral	Vision, hearing, health, and support services	Vision, hearing, health; and at least 1 support service	<input checked="" type="checkbox"/>
Meals	Breakfast and lunch	At least 1/day	<input checked="" type="checkbox"/>
Monitoring	Site visits and other monitoring	Site visits	<input checked="" type="checkbox"/>

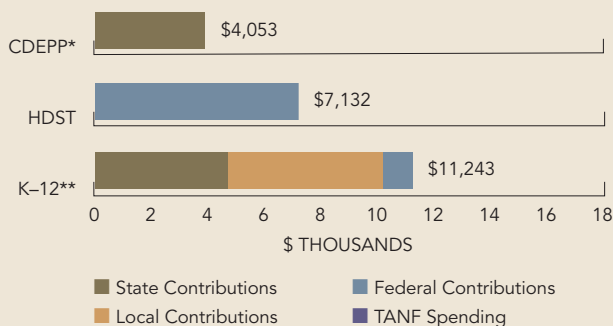
TOTAL BENCHMARKS MET

8

RESOURCES

Total state pre-K spending	\$16,988,837
Local match required?	No
State spending per child enrolled	\$4,053
All reported spending per child enrolled*	\$4,053

SPENDING PER CHILD ENROLLED



* Pre-K programs may receive additional funds from federal or local sources that are not included in this figure.

**K-12 expenditures include capital spending as well as current operating expenditures.

Data are for the '07-'08 school year, unless otherwise noted.

¹ Children are also eligible if they receive Medicaid services.

² In the First Steps program, the requirement for the AA degree may be waived. In public school settings, all teachers must have a BA degree or higher and be certified in early childhood.

³ The teaching assistant must complete one course of ECD 101 within the calendar year if they do not have an AA degree.

⁴ Dental screenings and referrals are determined locally. Support services include two annual parent conferences or home visits, parenting support or training, and parent involvement activities, health services for children and transition to kindergarten activities.