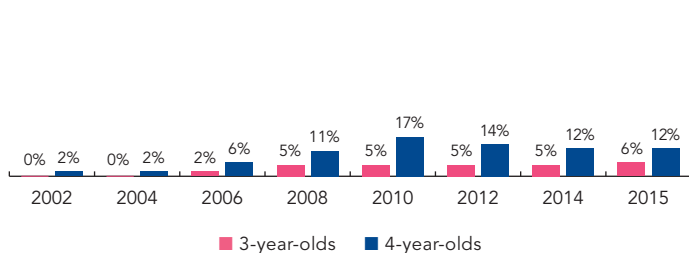


Pennsylvania

PERCENT OF STATE POPULATION ENROLLED*



STATE SPENDING PER CHILD ENROLLED*
(2015 DOLLARS)



The Commonwealth of Pennsylvania (PA) currently serves pre-kindergarten-age children via four different pre-kindergarten programs: The Pennsylvania Four-Year-Old and School-based Prekindergarten and Kindergarten programs SBPK/K4), the Ready to Learn (RTL) Block Grant (known prior to the 2014-2015 school year as the Accountability Block Grant Program), the Pennsylvania Head Start Supplemental Assistance Program (PAHSSAP), and the Pennsylvania Pre-K Counts Program (PAPKC). The PA Department of Education provides oversight for each of these programs. Policy for the PAPKC and PAHSSAP is developed by the Department of Education, but the Office of Child Development and Early Learning (OCDEL, an office jointly accountable to the Departments of Education and Human Services) administers and monitors these programs.

The prekindergarten programs in PA with the most longevity are the K4/SBPK programs, which are funded through the state's general fund. Funds are available to districts wishing to offer these programs, and currently just over 18% of districts offer pre-K through the K4/SBPK program. Many of the policy decisions for this program are decentralized to the local level, meaning the individual districts make most of the decisions relative to the criteria in the quality benchmarks.

During the 2004-2005 school year, Pennsylvania authorized its second prekindergarten program, the Education Accountability Block Grant, now called the Ready to Learn Block Grant. RTL is funded through a state aid formula, with 75% of funds targeted to serving children who have not achieved proficiency on the PA System for School Assessment test. School districts can opt to offer this pre-K program or choose from a list of other approved services; currently, approximately 5.2% of districts use these funds for pre-kindergarten programs, which is a 2% increase from the 2013-2014 school year. This increase is, in part, because the legislature eliminated the Accountability Block Grant line item from the budget, creating a new line item for RTL and allocating additional funds for the program. As with the K4/SBPK programs, many of the policy decisions for the RTL programs have been devolved to the district level, rendering decisions related to the quality benchmarks a local decision.

The PAHSSAP was also created during the 2004-2005 school year, with an original investment of \$15 million. The PAHSSAP provides extended-day services for federally funded Head Start children, as well as additional slots in Head Start programs. All programs are also required to meet the Head Start Performance Standards. It is by way of these requirements that the HSSAP meets the majority of the quality benchmarks.

The PAPKC Program was created in the 2007-2008 school year, with the intention of further expanding access within the Commonwealth to high-quality pre-kindergarten programs. PAPKC serves children who are income-eligible at 300% FPL, though districts have the option to set lower income thresholds. PAPKC programs can also serve children up to two years before their locally determined kindergarten entry age, though individual programs have the flexibility to make decisions based on local demand. PAPKC funds are awarded on a competitive basis every five years, with the most recent re-bidding occurring in 2013, and programs from a variety of auspices (e.g., Head Start, child care, family child care, and school districts) can apply for PAPKC funding. In 2014, the legislature awarded additional funds to expand PAPKC slots. Fiscal monitoring is required of each grantee in all four programs and is conducted by the state. For the HSSAP and PAPKC programs, onsite monitoring is conducted annually by PK program specialists. Additional program- and child-level monitoring activities occur in the PA HSSAP and PAPKC programs. PA HSSAP programs are required to use either CLASS, ECERS, or another locally selected tool to annually conduct structured observations of classroom quality; PAPKC programs are required to have an ECERS assessment annually. In addition, PAPKC and PAHSSAP programs are required to regularly input program and child assessment data into the statewide data system, called PELICAN. Outcomes from ongoing child assessment are collected twice annually, using a tool approved by OCDEL.

In the 2014-2015 school year, the Commonwealth implemented a new tool, called the Kindergarten Entry Inventory (KEI). This program is only required in select school districts and programs, use by others is voluntary. The KEI is designed to provide teachers with an instructional strategy for documenting students' proficiency across cognitive and non-cognitive domains at kindergarten entry. The KEI is aligned with the PA Early Learning Standards and the PA Core.

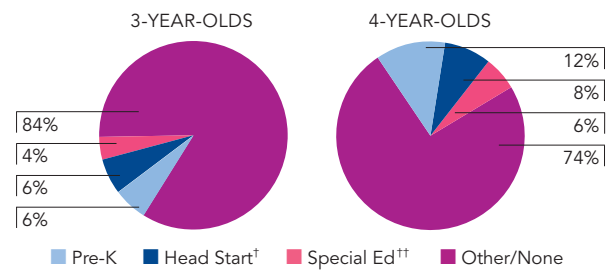
The first two pages of this state profile provide data on the Commonwealth's commitment and contributions to serving children in state-funded pre-K programs, including state expenditures and enrollment data, aggregated across the four programs. The subsequent pages provide disaggregated data for each individual program.

STATE OVERVIEW

ACCESS

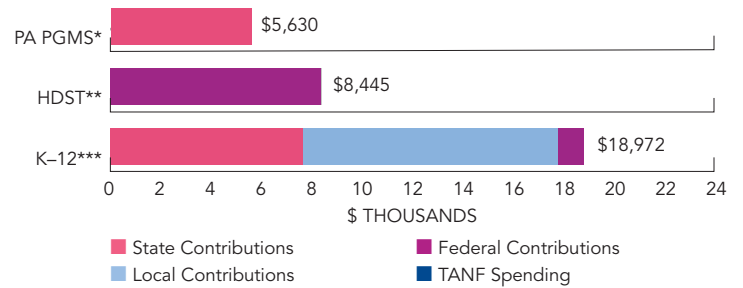
Total state program enrollment	26,038
Total state spending	\$146,590,191
State spending per child enrolled	\$5,630
All reported spending per child enrolled*	\$5,630

STATE PRE-K AND HEAD START ENROLLMENT AS PERCENTAGE OF TOTAL POPULATION



† Some Head Start children may also be counted in state pre-K.
 †† Estimates children in special education not also enrolled in state pre-K or Head Start.

SPENDING PER CHILD ENROLLED



* Pre-K programs may receive additional funds from federal or local sources that are not included in this figure.
 ** Head Start per-child spending for the 2014-2015 year includes funding only for 3- and 4-year-olds served. Past years' figures have unintentionally included funds for Early Head Start.
 *** K-12 expenditures include capital spending as well as current operating expenditures. Data are for the '14-'15 school year, unless otherwise noted.

ACCESS RANKINGS	
4-YEAR-OLDS	3-YEAR-OLDS
30	15

RESOURCES RANKINGS	
STATE SPENDING	ALL REPORTED SPENDING
15	23

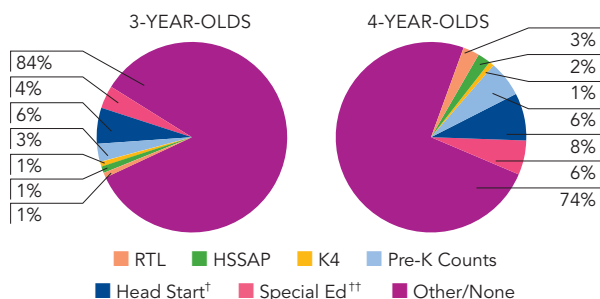
POLICIES TO SUPPORT	
DUAL LANGUAGE LEARNERS	WORKFORCE
—	—

PENNSYLVANIA READY TO LEARN BLOCK GRANT

ACCESS

Total state program enrollment	5,027
School districts that offer state program.....	5% (school districts)
Income requirement	No income requirement ¹
Hours of operation	5 hours/day; 5 days/week
Operating schedule	Determined locally, based on local school year
Special education enrollment, ages 3 and 4	21,199
Federally funded Head Start enrollment, ages 3 and 4	26,630
State-funded Head Start enrollment, ages 3 and 4.....	5,567

STATE PRE-K AND HEAD START ENROLLMENT AS PERCENTAGE OF TOTAL POPULATION



† Some Head Start children may also be counted in state pre-K.
 †† Estimates children in special education not also enrolled in state pre-K or Head Start.

QUALITY STANDARDS CHECKLIST

POLICY	STATE PRE-K REQUIREMENT	BENCHMARK	DOES REQUIREMENT MEET BENCHMARK?
Early learning standards	Comprehensive	Comprehensive	<input checked="" type="checkbox"/>
Teacher degree	BA (public); AA (nonpublic)	BA	<input type="checkbox"/>
Teacher specialized training.....	ECE P-K-4; ECE N-3	Specializing in pre-K	<input checked="" type="checkbox"/>
Assistant teacher degree	Meets NCLB requirements ²	CDA or equivalent	<input type="checkbox"/>
Teacher in-service	180 clock hours/5 years	At least 15 hours/year	<input checked="" type="checkbox"/>
Maximum class size.....	20 or lower		<input checked="" type="checkbox"/>
3-year-olds	20		
4-year-olds	20		
Staff-child ratio	1:10 or better		<input checked="" type="checkbox"/>
3-year-olds	1:10		
4-year-olds	1:10		
Screening/referral	Determined locally	Vision, hearing, health; and at least 1 support service	<input type="checkbox"/>
Meals	No meals are required	At least 1/day	<input type="checkbox"/>
Monitoring	Other monitoring	Site visits	<input type="checkbox"/>

TOTAL BENCHMARKS MET

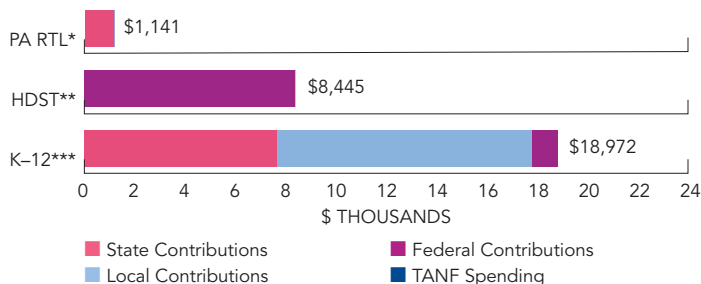
5

RESOURCES

Total state pre-K spending	\$5,735,048
Local match required?	No
State Head Start spending	\$38,721,977
State spending per child enrolled	\$1,141
All reported spending per child enrolled*.....	\$1,141

* Pre-K programs may receive additional funds from federal or local sources that are not included in this figure.
 ** Head Start per-child spending for the 2014-2015 year includes funding only for 3- and 4-year-olds served. Past years' figures have unintentionally included funds for Early Head Start.
 *** K-12 expenditures include capital spending as well as current operating expenditures. Data are for the '14-'15 school year, unless otherwise noted.

SPENDING PER CHILD ENROLLED



¹ Eligibility requirements are locally determined.

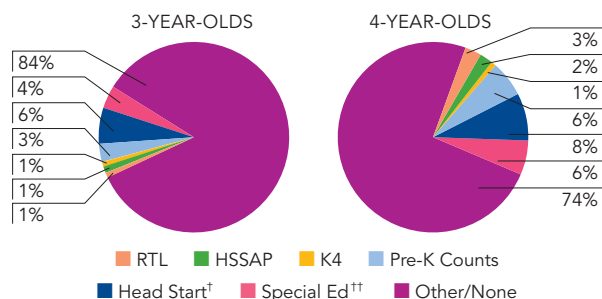
² Beginning in the 2009-2010 school year, assistant teachers had to meet NCLB requirements and were required to have two years of post-secondary education/60 college credits, an AA or higher, and the ability to meet a rigorous standard of quality and to demonstrate through formal state or local assessments knowledge of the ability to assist in instruction.

PENNSYLVANIA HEAD START SUPPLEMENTAL ASSISTANCE PROGRAM

ACCESS

Total state program enrollment	5,567
School districts that offer state program.....	24% (school districts)
Income requirement	100% FPL
Hours of operation	5.5 hours/day
Operating schedule	School or academic year
Special education enrollment, ages 3 and 4	21,199
Federally funded Head Start enrollment, ages 3 and 4	26,630
State-funded Head Start enrollment, ages 3 and 4.....	5,567

STATE PRE-K AND HEAD START ENROLLMENT AS PERCENTAGE OF TOTAL POPULATION



† Some Head Start children may also be counted in state pre-K.
 †† Estimates children in special education not also enrolled in state pre-K or Head Start.

QUALITY STANDARDS CHECKLIST

POLICY	STATE PRE-K REQUIREMENT	BENCHMARK	DOES REQUIREMENT MEET BENCHMARK?
Early learning standards	Comprehensive	Comprehensive	<input checked="" type="checkbox"/>
Teacher degree	AA	BA	<input type="checkbox"/>
Teacher specialized training.....	ECE P-K-4; ECE N-3	Specializing in pre-K	<input checked="" type="checkbox"/>
Assistant teacher degree	CDA ¹	CDA or equivalent	<input checked="" type="checkbox"/>
Teacher in-service	15 hours/year	At least 15 hours/year	<input checked="" type="checkbox"/>
Maximum class size.....		20 or lower	<input checked="" type="checkbox"/>
3-year-olds	20		
4-year-olds	20		
Staff-child ratio		1:10 or better	<input checked="" type="checkbox"/>
3-year-olds	1:10		
4-year-olds	1:10		
Screening/referral	Vision; hearing; height/weight/BMI; and support services	Vision, hearing, health; and at least 1 support service	<input checked="" type="checkbox"/>
Meals	Lunch and either breakfast or snack	At least 1/day	<input checked="" type="checkbox"/>
Monitoring	Site visits	Site visits	<input checked="" type="checkbox"/>

TOTAL BENCHMARKS MET

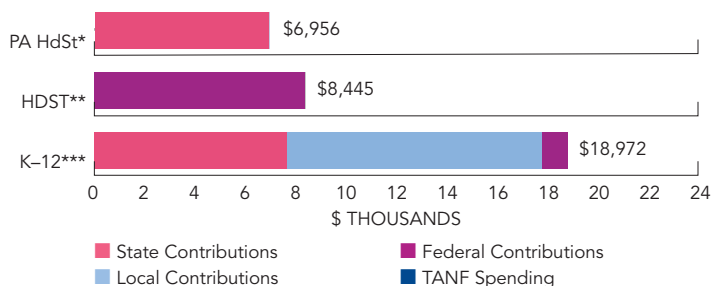
9

RESOURCES

Total state pre-K spending	\$38,721,977 ⁶
Local match required?	No
State Head Start spending	\$38,721,977
State spending per child enrolled	\$6,956
All reported spending per child enrolled*.....	\$6,956

* Pre-K programs may receive additional funds from federal or local sources that are not included in this figure.
 ** Head Start per-child spending for the 2014-2015 year includes funding only for 3- and 4-year-olds served. Past years' figures have unintentionally included funds for Early Head Start.
 *** K-12 expenditures include capital spending as well as current operating expenditures. Data are for the '14-'15 school year, unless otherwise noted.

SPENDING PER CHILD ENROLLED



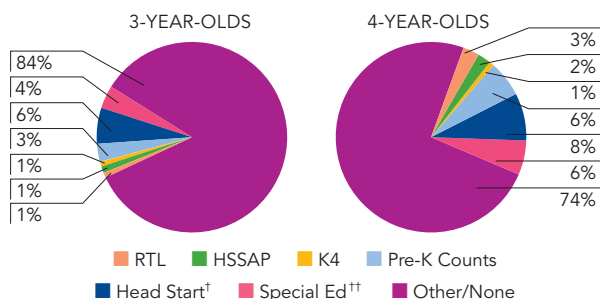
¹ The Head Start Reauthorization Act of 2007 requires that by 2011 all lead teachers must have at least an AA; by 2013, 50 percent must have at least a BA. If teachers are employed by a school district, ECE certification is required. Federal Head Start requires that by 2013 all assistant teachers have a CDA or be enrolled in a program to receive a CDA, AA, or BA within two years. This now meets NIEER's assistant teacher benchmark.

PENNSYLVANIA KINDERGARTEN FOR FOUR-YEAR-OLDS AND SCHOOL BASED PRE-K

ACCESS

Total state program enrollment	1,988
School districts that offer state program.....	18% (school districts)
Income requirement.....	No income requirement
Hours of operation.....	5 hours/day, 5 days/week
Operating schedule	School or academic year
Special education enrollment, ages 3 and 4	21,199
Federally funded Head Start enrollment, ages 3 and 4	26,630
State-funded Head Start enrollment, ages 3 and 4.....	5,567

STATE PRE-K AND HEAD START ENROLLMENT AS PERCENTAGE OF TOTAL POPULATION



† Some Head Start children may also be counted in state pre-K.
 †† Estimates children in special education not also enrolled in state pre-K or Head Start.

QUALITY STANDARDS CHECKLIST

POLICY	STATE PRE-K REQUIREMENT	BENCHMARK	DOES REQUIREMENT MEET BENCHMARK?
Early learning standards	Comprehensive	Comprehensive	<input checked="" type="checkbox"/>
Teacher degree	BA	BA	<input checked="" type="checkbox"/>
Teacher specialized training	ECE PK-4; ECE N-3 (public); Elementary (nonpublic)	Specializing in pre-K	<input type="checkbox"/>
Assistant teacher degree	No minimum degree (K4); Meets NCLB requirements (SBPK) ¹	CDA or equivalent	<input type="checkbox"/>
Teacher in-service	180 clock hours/5 years	At least 15 hours/year	<input checked="" type="checkbox"/>
Maximum class size		20 or lower	<input type="checkbox"/>
3-year-olds	No limit (K4); 20 (SBPK)		
4-year-olds	No limit (K4); 20 (SBPK)		
Staff-child ratio		1:10 or better	<input type="checkbox"/>
3-year-olds.....	No limit (K4); 1:10 (SBPK)		
4-year-olds.....	No limit (K4); 1:10 (SBPK)		
Screening/referral	Vision; hearing; height/weight/BMI; and support services	Vision, hearing, health; and at least 1 support service	<input type="checkbox"/>
Meals	No meals are required	At least 1/day	<input type="checkbox"/>
Monitoring.....	None	Site visits	<input type="checkbox"/>

TOTAL BENCHMARKS MET

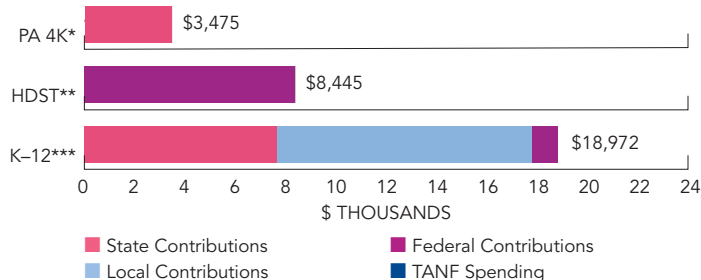
3

RESOURCES

Total state pre-K spending	\$6,908,540
Local match required?	No
State Head Start spending	\$38,721,977
State spending per child enrolled	\$3,475
All reported spending per child enrolled*.....	\$3,475

* Pre-K programs may receive additional funds from federal or local sources that are not included in this figure.
 ** Head Start per-child spending for the 2014-2015 year includes funding only for 3- and 4-year-olds served. Past years' figures have unintentionally included funds for Early Head Start.
 *** K-12 expenditures include capital spending as well as current operating expenditures. Data are for the '14-'15 school year, unless otherwise noted.

SPENDING PER CHILD ENROLLED



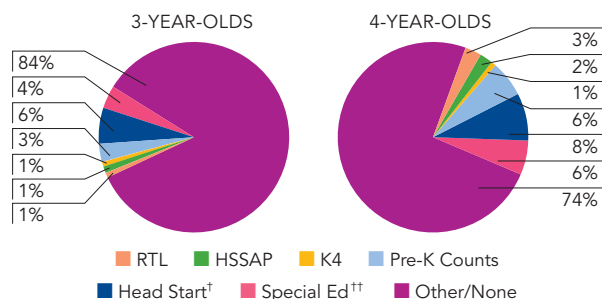
¹ Beginning in the 2009-2010 school year, assistant teachers had to meet NCLB requirements and were required to have two years of post-secondary education/60 college credits, an AA or higher, or the ability to meet a rigorous standard of quality and to demonstrate through formal state or local assessments knowledge of the ability to assist in instruction.

PENNSYLVANIA PRE-K COUNTS

ACCESS

Total state program enrollment	13,456
School districts that offer state program.....	83% (school districts)
Income requirement	300% FPL
Hours of operation	5 hours/day, 5 days/week
Operating schedule	180 days/year
Special education enrollment, ages 3 and 4	21,199
Federally funded Head Start enrollment, ages 3 and 4	26,630
State-funded Head Start enrollment, ages 3 and 4.....	5,567

STATE PRE-K AND HEAD START ENROLLMENT AS PERCENTAGE OF TOTAL POPULATION



† Some Head Start children may also be counted in state pre-K.
 †† Estimates children in special education not also enrolled in state pre-K or Head Start.

QUALITY STANDARDS CHECKLIST

POLICY	STATE PRE-K REQUIREMENT	BENCHMARK	DOES REQUIREMENT MEET BENCHMARK?
Early learning standards	Comprehensive	Comprehensive	<input checked="" type="checkbox"/>
Teacher degree	BA	BA	<input checked="" type="checkbox"/>
Teacher specialized training.....	ECE P-K-4; ECE N-3	Specializing in pre-K	<input checked="" type="checkbox"/>
Assistant teacher degree	Meets NCLB requirements ¹	CDA or equivalent	<input type="checkbox"/>
Teacher in-service	180 clock hours/5 years	At least 15 hours/year	<input checked="" type="checkbox"/>
Maximum class size.....	20 or lower		<input checked="" type="checkbox"/>
3-year-olds	20		
4-year-olds	20		
Staff-child ratio	1:10 or better		<input checked="" type="checkbox"/>
3-year-olds	1:10		
4-year-olds	1:10		
Screening/referral	Determined locally; and support services	Vision, hearing, health; and at least 1 support service	<input type="checkbox"/>
Meals	Snack (part day); Snack and meal (full day)	At least 1/day	<input type="checkbox"/>
Monitoring	Site visits and other monitoring	Site visits	<input checked="" type="checkbox"/>

TOTAL BENCHMARKS MET

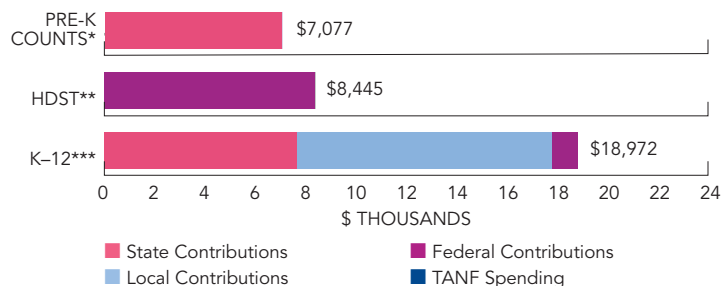
7

RESOURCES

Total state pre-K spending	\$95,224,626
Local match required?	No
State Head Start spending	\$38,721,977
State spending per child enrolled	\$7,077
All reported spending per child enrolled*.....	\$7,077

* Pre-K programs may receive additional funds from federal or local sources that are not included in this figure.
 ** Head Start per-child spending for the 2014-2015 year includes funding only for 3- and 4-year-olds served. Past years' figures have unintentionally included funds for Early Head Start.
 *** K-12 expenditures include capital spending as well as current operating expenditures. Data are for the '14-'15 school year, unless otherwise noted.

SPENDING PER CHILD ENROLLED



¹ Beginning in the 2009-2010 school year, assistant teachers had to meet NCLB requirements and were required to have two years of post-secondary education/60 college credits, an AA or higher, or the ability to meet a rigorous standard of quality and to demonstrate through formal state or local assessments knowledge of the ability to assist in instruction.