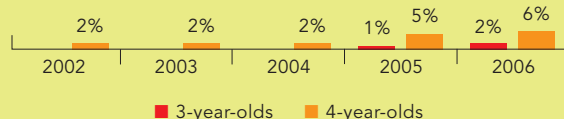



Pennsylvania

PERCENT OF STATE POPULATION ENROLLED



STATE SPENDING PER CHILD ENROLLED
(2006 DOLLARS)



Until 2004, Pennsylvania did not have a state-funded preschool education program that was considered such under state law. However, Pennsylvania school districts could voluntarily offer services to 4-year-old children through the Kindergarten for Four-Year-Olds (K4) program. Children in this program are included in districts' daily membership counts for public school attendance, and are partially funded through the state's basic instructional subsidy formula. This program does not collect data on program funding levels, but some K4 funding comes from local taxes, Title I, or Head Start partnerships in addition to the public school funds. Beginning in December 2006, newly adopted state regulations include specifications for pre-kindergarten, including teacher-child ratio, classroom size and teacher credentials for community partners.

In 2004-2005, Pennsylvania launched a new Education Accountability Block Grant (EABG), which districts have primarily dedicated to improving early childhood programs. Individual school districts determine how to target EABG funds and can use them for a range of purposes other than prekindergarten, including full-day kindergarten and reduced class sizes in kindergarten through grade 3. EABG funding for state prekindergarten totaled about \$9.5 million in both of its first two years of operation. In 2005-2006, about 8 percent of Pennsylvania school districts accessed EABG funding for prekindergarten. Children are age-eligible for the program two years prior to locally determined kindergarten eligibility, and districts determine any other eligibility requirements, such as low income or family risk factors, at the local level. Effective December 2006, the state has revised its school code to include prekindergarten regulations for class size and ratios, as well as strategic planning for prekindergarten that includes transition and teacher credentials for community providers. EABG programs will also be subject to on-site monitoring visits beginning in the 2006-2007 program year. All programs are asked to use the ECERS to assess classroom quality. Four additional districts are expected to allocate a portion of their EABG funds to prekindergarten.

State supplements to Head Start through the Head Start Supplemental Assistance Program (HSSAP) were initiated in 2004-2005 with an investment of \$15 million. State funding increased to \$30 million in 2005-2006, and the number of children served also nearly doubled to 4,710. About one quarter of these children received extended-day services through state funding, but the supplemental funds were primarily used to create new Head Start slots. In 2005-2006, 48 of the 55 federal Head Start grantees in Pennsylvania received state funding. Programs are required to follow the federal Head Start Performance Standards, and child care partners must be participating in the Keystone STARS continuous quality improvement system at a level of STAR 2 or higher. Beginning in 2006-2007, all state-funded Head Start sites will participate in this system.

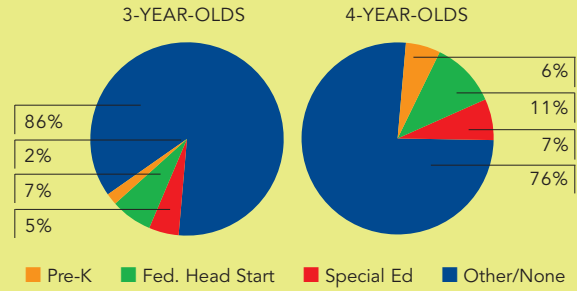
Currently, all guidance for K4, EABG and state Head Start funding includes reference to the Keystone STARS standards. Combined with the new Early Learning Standards, these documents serve as a framework for quality service delivery.

In order to document the contributions Pennsylvania makes to preschool education through its separate initiatives, we first present summary information reflecting the state's overall commitment to prekindergarten. Enrollment and state spending for the K4, EABG, and HSSAP initiatives are taken into account. Next, we present specific details about each initiative in the state. The third page of this profile focuses exclusively on the EABG program, the fourth page focuses exclusively on the K4 program, and the final page focuses exclusively on the HSSAP initiative.

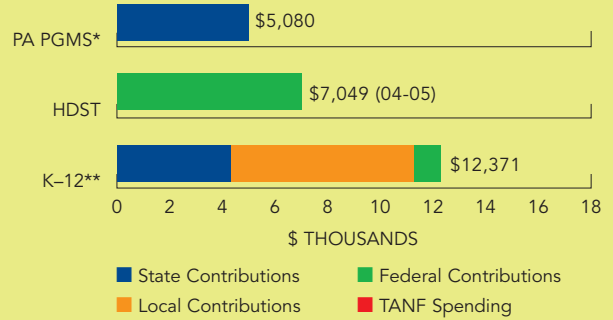
STATE OVERVIEW

Total state program enrollment	10,995 ¹
Total state spending	\$39,430,989 ²
State spending per child enrolled	\$5,080 ²
State Head Start spending	\$30,000,000
State spending per 3-year-old	\$86 ²
State spending per 4-year-old	\$158 ²

STATE PRE-K AND HEAD START ENROLLMENT AS PERCENTAGE OF TOTAL POPULATION



SPENDING PER CHILD ENROLLED



* Pre-K programs may receive additional funds from federal or local sources that are not included in this figure.

**K-12 expenditures include capital spending as well as current operating expenditures.

Data are for the '05-'06 school year, unless otherwise noted.

ACCESS RANKING-4s	ACCESS RANKING-3s	RESOURCES RANKING
30	16	7

¹ Including children funded through alternative sources such as Title I, total enrollment across Pennsylvania prekindergarten programs was approximately 12,836.

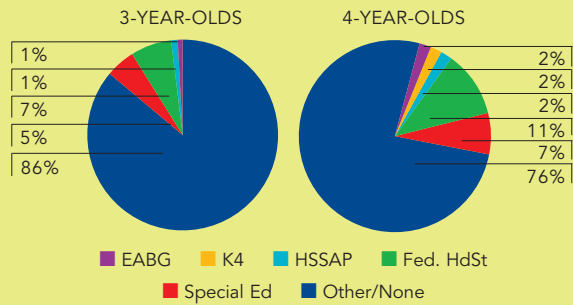
² These calculations do not include the K4 program, as the state was unable to provide funding information for this program.

PENNSYLVANIA EDUCATION ACCOUNTABILITY BLOCK GRANT

ACCESS

Total state program enrollment	3,052
School districts that offer state program	8%
Income requirement	None ¹
Hours of operation	Determined locally ²
Operating schedule	Determined locally ²
Special education enrollment	16,565
Federally funded Head Start enrollment	26,310
State-funded Head Start enrollment	4,051

STATE PRE-K AND HEAD START ENROLLMENT AS PERCENTAGE OF TOTAL POPULATION



QUALITY STANDARDS CHECKLIST

POLICY	STATE PRE-K REQUIREMENT	BENCHMARK	DOES REQUIREMENT MEET BENCHMARK?
Early learning standards	Comprehensive ³	Comprehensive	<input checked="" type="checkbox"/>
Teacher degree	BA in ECE w/ certification (public); None (community partners) ⁴	BA	<input type="checkbox"/>
Teacher specialized training	Certification in EC, PK-3 (public); None (community partners) ⁴	Specializing in pre-K	<input type="checkbox"/>
Assistant teacher degree	Determined locally ⁵	CDA or equivalent	<input type="checkbox"/>
Teacher in-service	180 clock hours/5 years	At least 15 hours/year	<input checked="" type="checkbox"/>
Maximum class size		20 or lower	<input type="checkbox"/>
3-year-olds	No limit ⁶		
4-year-olds	No limit ⁶		
Staff-child ratio		1:10 or better	<input type="checkbox"/>
3-year-olds	No limit ⁶		
4-year-olds	No limit ⁶		
Screening/referral and support services	Determined locally	Vision, hearing, health; and at least 1 support service	<input type="checkbox"/>
Meals	Determined locally ⁷	At least 1/day	<input type="checkbox"/>
Monitoring	Other monitoring ⁸	Site visits	<input type="checkbox"/>

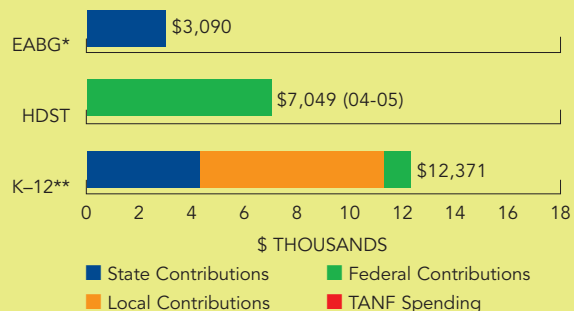
TOTAL BENCHMARKS MET

2

RESOURCES

Total state pre-K spending	\$9,430,989
Local match required?	No
State spending per child enrolled	\$3,090
State spending per 3-year-old	\$12 ⁹
State spending per 4-year-old	\$52 ⁹

SPENDING PER CHILD ENROLLED



* Pre-K programs may receive additional funds from federal or local sources that are not included in this figure.

**K-12 expenditures include capital spending as well as current operating expenditures.

Data are for the '05-'06 school year, unless otherwise noted.

¹ Eligibility requirements are locally determined, but most districts focus on children who are at risk academically or economically. State guidance specifies that EABG programs should target children at risk.

² In 2005-2006, state guidance recommended (but did not require) that programs operate a minimum of 2.5 hours per day, 5 days per week, for the academic year. New regulations finalized in December 2006 require prekindergarten programs in all districts to meet this minimum schedule.

³ The Pennsylvania Early Learning Standards for Pre-Kindergarten were adopted in 2005-2006.

⁴ Regulations finalized in December 2006 mandate that teachers in programs operated by community providers must have at least an AA. All teachers in these settings must attain a BA and EC certification within 5 years of the date students first attend the program.

⁵ New regulations require that assistant teachers be able to meet a "rigorous standard of quality" that includes formal state or local academic assessment.

⁶ Beginning December 2006, programs were required to limit class size to 20 and maintain a staff-child ratio of 1:10 or better.

⁷ The new State Board of Education regulations require nutritional referrals, but not meals.

⁸ Site visits are to be conducted in the 2006-2007 program year.

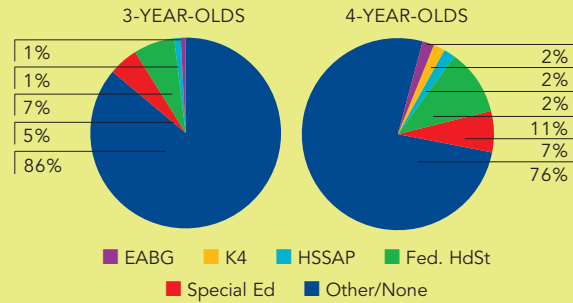
⁹ The state did not break EABG enrollment into specific numbers of 3- or 4-year-olds. As a result, age breakdowns used in the Access pie chart and Resources section were also estimated, using the proportions of enrollees who were ages 3 or 4 in states that served 3-year-olds and provided age breakdowns for 2005-2006.

PENNSYLVANIA KINDERGARTEN FOR FOUR-YEAR-OLDS

ACCESS

Total state program enrollment	3,233
School districts that offer state program	8%
Income requirement	None
Hours of operation	2.5 hours/day, 5 days/week
Operating schedule	Academic year
Special education enrollment	16,565
Federally funded Head Start enrollment	26,310
State-funded Head Start enrollment	4,051

STATE PRE-K AND HEAD START ENROLLMENT AS PERCENTAGE OF TOTAL POPULATION



QUALITY STANDARDS CHECKLIST

POLICY	STATE PRE-K REQUIREMENT	BENCHMARK	DOES REQUIREMENT MEET BENCHMARK?
Early learning standards	Comprehensive ¹	Comprehensive	<input checked="" type="checkbox"/>
Teacher degree	BA	BA	<input checked="" type="checkbox"/>
Teacher specialized training	State certification	Specializing in pre-K	<input type="checkbox"/>
Assistant teacher degree	NA ²	CDA or equivalent	<input type="checkbox"/>
Teacher in-service	180 clock hours/5 years	At least 15 hours/year	<input checked="" type="checkbox"/>
Maximum class size		20 or lower	<input type="checkbox"/>
3-year-olds	NA		
4-year-olds	No limit ³		
Staff-child ratio		1:10 or better	<input type="checkbox"/>
3-year-olds	NA		
4-year-olds	No limit ³		
Screening/referral	Determined locally ⁴	Vision, hearing, health; and at least 1 support service	<input type="checkbox"/>
Meals	None ⁵	At least 1/day	<input type="checkbox"/>
Monitoring	Determined locally	Site visits	<input type="checkbox"/>

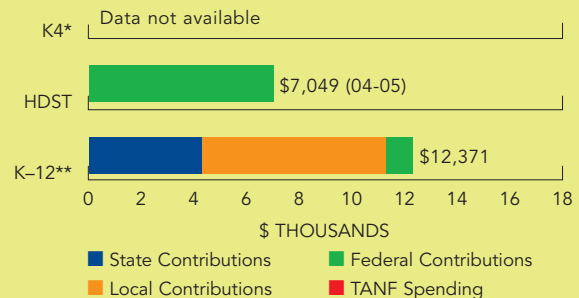
TOTAL BENCHMARKS MET

3

RESOURCES

Total state pre-K spending	Not available
Local match required?	No
State spending per child enrolled	Not available
State spending per 3-year-old	Not available
State spending per 4-year-old	Not available

SPENDING PER CHILD ENROLLED



* Pre-K programs may receive additional funds from federal or local sources that are not included in this figure.

** K-12 expenditures include capital spending as well as current operating expenditures.

Data are for the '05-'06 school year, unless otherwise noted.

¹ The Pennsylvania Early Learning Standards for Pre-Kindergarten were adopted in 2005-2006.

² Assistant teachers were not required in K4 classrooms in 2005-2006, but new regulations finalized in December 2006 require a second adult in classrooms with more than 10 children.

³ Starting in December 2006, programs are required to limit class size to 20 and maintain a staff-child ratio of 1:10 or better.

⁴ Program administrators have requested that the state health department amend their regulations to include school-sponsored prekindergarten programs. If this occurs, state law would then require screening and referral services.

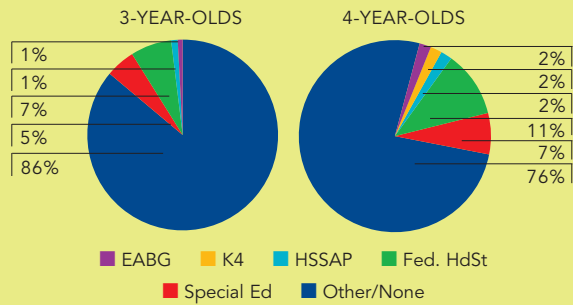
⁵ The new State Board of Education regulations require nutritional referrals, but not meals.

HEAD START SUPPLEMENTAL ASSISTANCE PROGRAM

ACCESS

Total state program enrollment4,710 ¹
 School districts that offer state program.....87% (Head Start grantees)
 Income requirement90% of children must be at or below 100% FPL
 Hours of operation.....Determined locally ²
 Operating scheduleDetermined locally ²
 Special education enrollment.....16,565
 Federally funded Head Start enrollment26,310
 State-funded Head Start enrollment4,051 ³

STATE PRE-K AND HEAD START ENROLLMENT AS PERCENTAGE OF TOTAL POPULATION



QUALITY STANDARDS CHECKLIST

POLICY	STATE PRE-K REQUIREMENT	BENCHMARK	DOES REQUIREMENT MEET BENCHMARK?
Early learning standards	Comprehensive ⁴	Comprehensive	<input checked="" type="checkbox"/>
Teacher degree	CDA	BA	<input type="checkbox"/>
Teacher specialized training	Meets CDA requirements	Specializing in pre-K	<input checked="" type="checkbox"/>
Assistant teacher degree	Determined locally	CDA or equivalent	<input type="checkbox"/>
Teacher in-service	Determined locally	At least 15 hours/year	<input type="checkbox"/>
Maximum class size		20 or lower	<input checked="" type="checkbox"/>
3-year-olds	17		
4-year-olds	20		
Staff-child ratio		1:10 or better	<input checked="" type="checkbox"/>
3-year-olds	2:17		
4-year-olds	2:17		
Screening/referral and support services	Vision, hearing, health; and support services ⁵	Vision, hearing, health; and at least 1 support service	<input checked="" type="checkbox"/>
Meals	Lunch and either breakfast or snack	At least 1/day	<input checked="" type="checkbox"/>
Monitoring	Other monitoring ⁶	Site visits	<input type="checkbox"/>

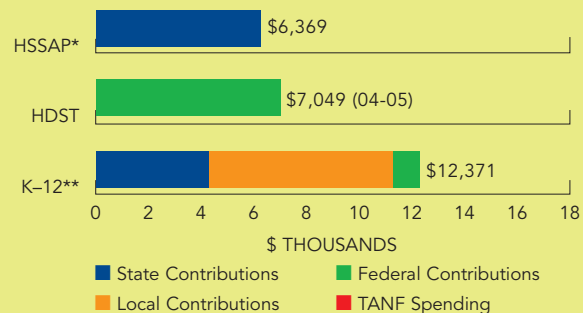
TOTAL BENCHMARKS MET

6

RESOURCES

Total state pre-K spending\$30,000,000
 Local match required?No
 State Head Start spending\$30,000,000 ⁷
 State spending per child enrolled\$6,369
 State spending per 3-year-old.....\$74 ¹
 State spending per 4-year-old.....\$106 ¹

SPENDING PER CHILD ENROLLED



* Pre-K programs may receive additional funds from federal or local sources that are not included in this figure.

**K-12 expenditures include capital spending as well as current operating expenditures.

Data are for the '05-'06 school year, unless otherwise noted.

¹ The state did not break this enrollment figure into specific numbers of 3- or 4-year-olds. As a result, age breakdowns used in the Access pie chart and Resources section were also estimated, using proportions of federal Head Start enrollees in each age category.

² The operating schedule is determined locally, but the minimum follows federal Head Start requirements of 3.5 hours per day, 4 days per week, and 32 weeks per year. Some programs offer extended care for 10 to 12 hours per day.

³ This is an estimate of the total number of 3- and 4-year-olds served in state-funded Head Start.

⁴ The Pennsylvania Early Learning Standards for Pre-Kindergarten were adopted in 2005-2006.

⁵ Support services include two annual parent conferences or home visits and comprehensive services as required by federal Head Start Performance Standards.

⁶ Regional coordinators conducted site visits in 2005-2006, but the visits were not a state requirement. For 2006-2007, however, site visits were written into the grantee letters of agreement, and the regional coordinators will visit all grantees to ensure compliance with state regulations as written in the RFP.

⁷ All spending through this initiative is directed toward Head Start programs.