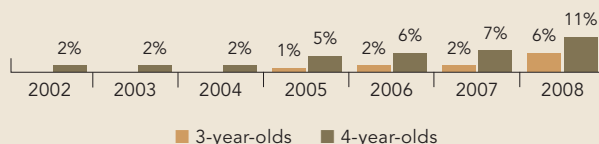
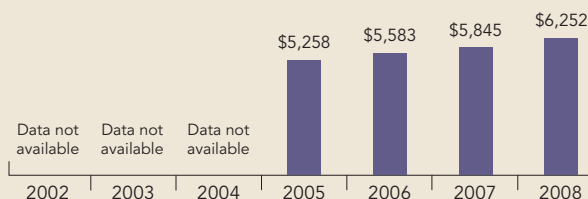


Pennsylvania

PERCENT OF STATE POPULATION ENROLLED



STATE SPENDING PER CHILD ENROLLED
(2008 DOLLARS)



Pennsylvania did not have a state-funded preschool education program that was considered such under state law until 2004. However, school districts could offer prekindergarten services to 4-year-old children through Pennsylvania's Kindergarten for Four-Year-Olds (K4) program. Children enrolled in K4 are included in the districts' daily membership counts for public school attendance and are partially funded through the state's basic instructional subsidy formula. A combination of local taxes, public school funds, Title I, and Head Start partnerships is used to fund the program but data on funding levels is not collected.

During the 2004-2005 school year, Pennsylvania established the prekindergarten option through the Education Accountability Block Grant (EABG) with the goal of increasing children's academic success through provision of high-quality early childhood programs. Children are eligible for EABG prekindergarten programs two years prior to the locally determined kindergarten eligibility age, but districts can choose other requirements such as low income or academic readiness to limit eligibility. School districts decide how to allocate their EABG funds, which can be used for a number of programs and improvements, including preschool education, full-day kindergarten, and reducing class sizes in kindergarten through third grade.

Pennsylvania's third prekindergarten initiative, the Head Start Supplemental Assistance Program (HSSAP), was established in the 2004-2005 school year with an initial investment of \$15 million. Enrollment and state funding for this program increased to 5,780 children and \$40 million in the 2007-2008 school year. Through this initiative, supplemental funds are used for new Head Start slots or to provide extended-day services. Federal Head Start grantees may participate in this state-funded program and are required to follow the federal Head Start Performance Standards. In addition, beginning in 2007-2008 child care centers must achieve a level of STAR 2 or higher in the Keystone STARS continuous quality improvement system to be eligible to partner with Head Start programs.

In the 2007-2008 program year, Pennsylvania launched a fourth preschool education initiative, the Pennsylvania Pre-K Counts program. The Pennsylvania Department of Education funds Pre-K Counts and grantees receive funding through a competitive award system. Grantees include school districts, Head Start, and licensed nursery schools or child care centers participating in Keystone STARS that are designated at a STAR 2 or higher. Eligibility for Pre-K Counts is determined by the age of the child (two years before their locally determined kindergarten eligibility) as well as other locally determined risk factors.

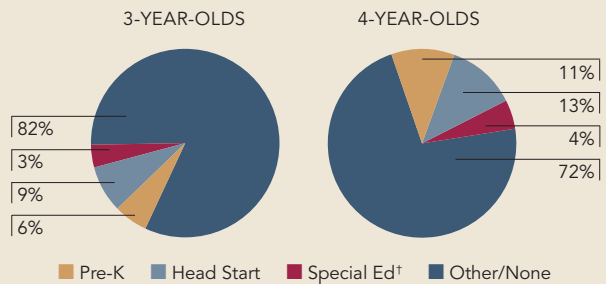
All guidance for K4, EABG, Pre-K Counts and state Head Start funding currently includes reference to the Keystone STARS standards. This document serves as a framework for quality service delivery, along with the Early Learning Standards.

The first two pages of this state profile present information on Pennsylvania's overall commitment and contribution to state-funded preschool, including state spending and enrollment for all four of Pennsylvania's preschool education programs. The third page focuses exclusively on EABG, the fourth page describes K4, the fifth page provides specific details about HSSAP, and the last page highlights the Pre-K Counts program.

STATE OVERVIEW

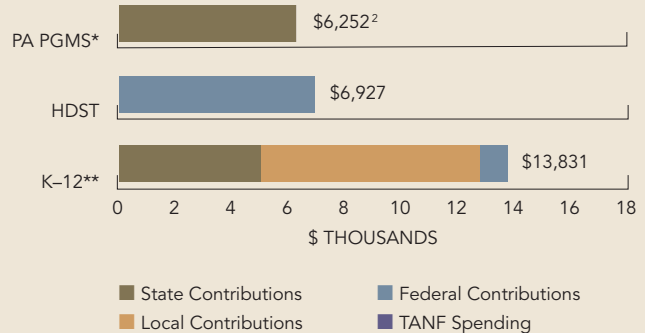
Total state program enrollment	23,937 ¹
Total state spending	\$130,548,078 ²
State Head Start spending	\$40,000,000
State spending per child enrolled	\$6,252 ²
All reported spending per child enrolled	\$6,252 ²

STATE PRE-K AND HEAD START ENROLLMENT AS PERCENTAGE OF TOTAL POPULATION



[†] This number represents children in special education who are not enrolled in Head Start, Pre-K Counts, or HSSAP.

SPENDING PER CHILD ENROLLED



* Pre-K programs may receive additional funds from federal or local sources that are not included in this figure.

**K-12 expenditures include capital spending as well as current operating expenditures.

Data are for the '07-'08 school year, unless otherwise noted.

ACCESS RANKINGS	
4-YEAR-OLDS	3-YEAR-OLDS
28	8

RESOURCES RANKINGS	
STATE SPENDING	ALL REPORTED SPENDING
8	14

¹ The state did not break EABG enrollment into a specific number of 3- or 4-year-olds. As a result, age breakdowns used in the Access pie chart were estimated, using the proportions of enrollees who were ages 3 or 4 in state programs that served 3-year-olds and provided age breakdowns for 2007-2008.

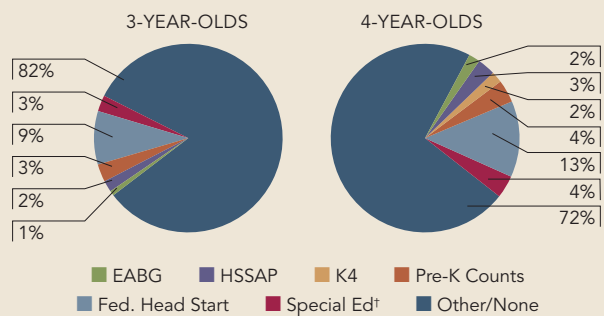
² These figures do not include the K4 program, as the state was unable to provide spending information for this program.

PENNSYLVANIA EDUCATION ACCOUNTABILITY BLOCK GRANT

ACCESS

Total state program enrollment	4,155 ¹
School districts that offer state program	9%
Income requirement	None ²
Hours of operation	Determined locally ³
Operating schedule	Determined locally ³
Special education enrollment	18,368
Federally funded Head Start enrollment	31,536
State-funded Head Start enrollment	5,780

STATE PRE-K AND HEAD START ENROLLMENT AS PERCENTAGE OF TOTAL POPULATION



† This number represents children in special education who are not enrolled in Head Start, Pre-K Counts, or HSSAP.

QUALITY STANDARDS CHECKLIST

POLICY	STATE PRE-K REQUIREMENT	BENCHMARK	DOES REQUIREMENT MEET BENCHMARK?
Early learning standards	Comprehensive	Comprehensive	<input checked="" type="checkbox"/>
Teacher degree	BA and ECE certification (public); AA (community partners) ⁴	BA	<input type="checkbox"/>
Teacher specialized training	Certification in EC, N-3 (public); None (community partners) ⁴	Specializing in pre-K	<input type="checkbox"/>
Assistant teacher degree	None ⁵	CDA or equivalent	<input type="checkbox"/>
Teacher in-service	180 clock hours/5 years	At least 15 hours/year	<input checked="" type="checkbox"/>
Maximum class size		20 or lower	<input checked="" type="checkbox"/>
3-year-olds	20		
4-year-olds	20		
Staff-child ratio		1:10 or better	<input checked="" type="checkbox"/>
3-year-olds	1:10		
4-year-olds	1:10		
Screening/referral and support services	Determined locally	Vision, hearing, health; and at least 1 support service	<input type="checkbox"/>
Meals	None	At least 1/day	<input type="checkbox"/>
Monitoring	Site visits and other monitoring	Site visits	<input checked="" type="checkbox"/>

TOTAL BENCHMARKS MET

5

RESOURCES

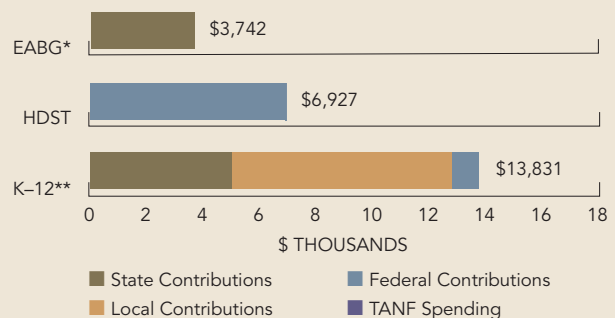
Total state pre-K spending	\$15,548,078
Local match required?	No
State Head Start spending	\$40,000,000
State spending per child enrolled	\$3,742
All reported spending per child enrolled*	\$3,742

* Pre-K programs may receive additional funds from federal or local sources that are not included in this figure.

**K-12 expenditures include capital spending as well as current operating expenditures.

Data are for the '07-'08 school year, unless otherwise noted.

SPENDING PER CHILD ENROLLED



¹ The state did not break EABG enrollment into a specific number of 3- or 4-year-olds. As a result, age breakdowns used in the Access pie charts were estimated, using the proportions of enrollees who were ages 3 or 4 in state programs that served 3-year-olds and provided age breakdowns for 2007-2008.

² Eligibility requirements are locally determined.

³ Most programs operate 2.5 hours or 5 hours per day, 5 days per week, 180 days per year.

⁴ Regulations finalized in December 2006 mandate that teachers in programs operated by community providers must have at least an AA. In 2011, all teachers regardless of setting will need ECE certification.

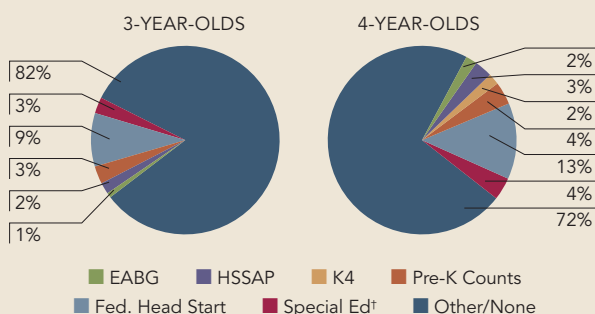
⁵ In public school settings, assistant teachers must meet the NCLB requirements for highly qualified. For non-public settings, programs follow their regulatory requirements. By 2009-2010, all aides will have completed at least two years of postsecondary study, possess an AA or higher, or pass a rigorous state or local assessment of knowledge of and ability to assist in instruction.

PENNSYLVANIA KINDERGARTEN FOR FOUR-YEAR-OLDS

ACCESS

Total state program enrollment	3,057
School districts that offer state program	17%
Income requirement	None
Hours of operation	Determined locally ¹
Operating schedule	Academic year
Special education enrollment	18,368
Federally funded Head Start enrollment	31,536
State-funded Head Start enrollment	5,780

STATE PRE-K AND HEAD START ENROLLMENT AS PERCENTAGE OF TOTAL POPULATION



[†] This number represents children in special education who are not enrolled in Head Start, Pre-K Counts, or HSSAP.

QUALITY STANDARDS CHECKLIST

POLICY	STATE PRE-K REQUIREMENT	BENCHMARK	DOES REQUIREMENT MEET BENCHMARK?
Early learning standards	Comprehensive	Comprehensive	<input checked="" type="checkbox"/>
Teacher degree	BA	BA	<input checked="" type="checkbox"/>
Teacher specialized training	EE or ECE certification	Specializing in pre-K	<input type="checkbox"/>
Assistant teacher degree	Meet NCLB requirements (Title 1 schools); None (all other schools) ²	CDA or equivalent	<input type="checkbox"/>
Teacher in-service	180 clock hours/5 years	At least 15 hours/year	<input checked="" type="checkbox"/>
Maximum class size		20 or lower	<input checked="" type="checkbox"/>
3-year-olds	NA		
4-year-olds	20		
Staff-child ratio		1:10 or better	<input checked="" type="checkbox"/>
3-year-olds	NA		
4-year-olds	1:10		
Screening/referral and support services	Determined locally	Vision, hearing, health; and at least 1 support service	<input type="checkbox"/>
Meals	None	At least 1/day	<input type="checkbox"/>
Monitoring	None	Site visits	<input type="checkbox"/>

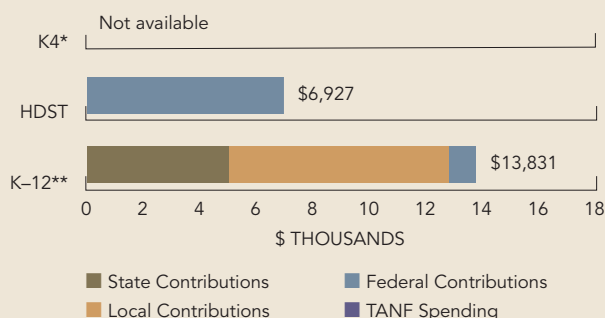
TOTAL BENCHMARKS MET

5

RESOURCES

Total state pre-K spending	Not available
Local match required?	No
State Head Start spending	\$40,000,000
State spending per child enrolled	Not available
All reported spending per child enrolled*	Not available

SPENDING PER CHILD ENROLLED



* Pre-K programs may receive additional funds from federal or local sources that are not included in this figure.

**K-12 expenditures include capital spending as well as current operating expenditures.

Data are for the '07-'08 school year, unless otherwise noted.

¹ The minimum requirement is 2.5 hours/day, 5 days/week, 180 days/year.

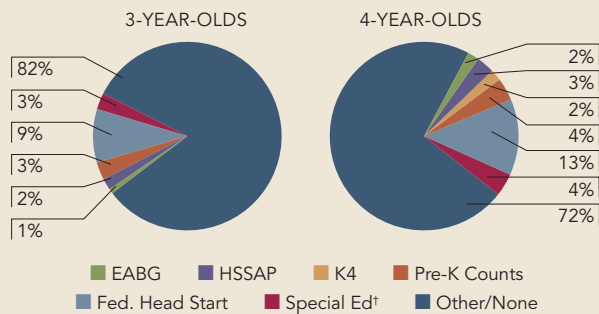
² Assistant teachers in Title I schools must meet the NCLB requirements for highly qualified teachers. There are no specific degree requirements for assistant teachers in other schools. By 2009-2010, all assistant teachers will be required to meet the highly qualified requirements of NCLB.

PENNSYLVANIA HEAD START SUPPLEMENTAL ASSISTANCE PROGRAM

ACCESS

Total state program enrollment.....	5,780
School districts that offer state program.....	75% (Head Start grantees)
Income requirement.....	At least 90% of children must be at or below 100% FPL
Hours of operation.....	Determined locally ¹
Operating schedule.....	Determined locally ¹
Special education enrollment.....	18,368
Federally funded Head Start enrollment.....	31,536
State-funded Head Start enrollment.....	5,780

STATE PRE-K AND HEAD START ENROLLMENT AS PERCENTAGE OF TOTAL POPULATION



† This number represents children in special education who are not enrolled in Head Start, Pre-K Counts, or HSSAP.

QUALITY STANDARDS CHECKLIST

POLICY	STATE PRE-K REQUIREMENT	BENCHMARK	DOES REQUIREMENT MEET BENCHMARK?
Early learning standards	Comprehensive	Comprehensive	<input checked="" type="checkbox"/>
Teacher degree	CDA ²	BA	<input type="checkbox"/>
Teacher specialized training	Meets CDA requirements ²	Specializing in pre-K	<input checked="" type="checkbox"/>
Assistant teacher degree	HSD	CDA or equivalent	<input type="checkbox"/>
Teacher in-service	15 clock hours ³	At least 15 hours/year	<input checked="" type="checkbox"/>
Maximum class size		20 or lower	<input checked="" type="checkbox"/>
3-year-olds	17		
4-year-olds	20		
Staff-child ratio		1:10 or better	<input checked="" type="checkbox"/>
3-year-olds	2:17		
4-year-olds	2:17		
Screening/referral and support services	Vision, hearing, health, dental, developmental; and support services ⁴	Vision, hearing, health; and at least 1 support service	<input checked="" type="checkbox"/>
Meals	Lunch and either breakfast or snack	At least 1/day	<input checked="" type="checkbox"/>
Monitoring	Site visits and other monitoring	Site visits	<input checked="" type="checkbox"/>

TOTAL BENCHMARKS MET

8

RESOURCES

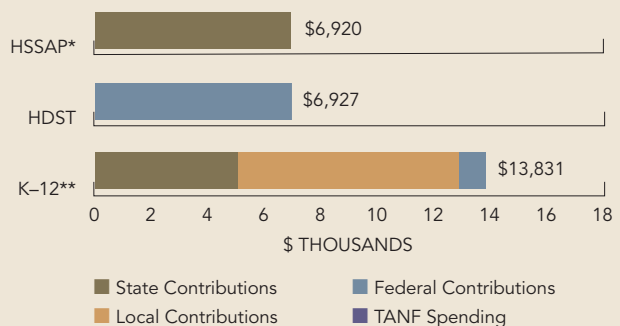
Total state pre-K spending.....	\$40,000,000 ⁵
Local match required?.....	Yes, following Head Start performance standards
State Head Start spending.....	\$40,000,000 ⁵
State spending per child enrolled.....	\$6,920
All reported spending per child enrolled*.....	\$6,920 ⁶

* Pre-K programs may receive additional funds from federal or local sources that are not included in this figure.

**K-12 expenditures include capital spending as well as current operating expenditures.

Data are for the '07-'08 school year, unless otherwise noted.

SPENDING PER CHILD ENROLLED



¹ The operating schedule is determined locally, but the minimum follows federal Head Start requirements of 3.5 hours per day, 4 days per week, and 128 days per year.

² Federal Head Start requirements state that 50 percent of teachers must have an AA in ECE. If teachers are employed by a school district, ECE certification is required.

³ In December 2007, the requirement changed to 15 clock hours of professional development per year as specified in the federal Head Start reauthorization.

⁴ Support services include two annual parent conferences or home visits and comprehensive services as required by federal Head Start Performance Standards that include parent education or job training, parenting support or training, parent involvement activities, health services for children, information about nutrition, referral for social services, and transition to kindergarten activities.

⁵ All spending through this initiative is directed toward Head Start programs.

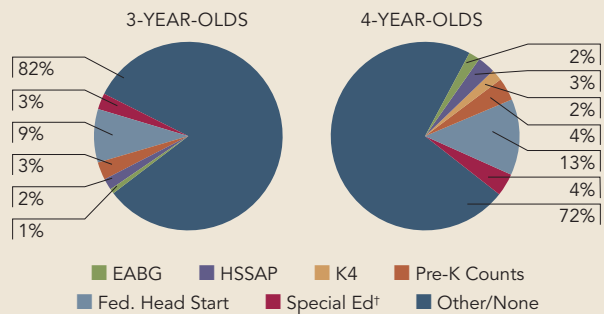
⁶ Additional funds not counted in this figure include \$433,500 (\$75 per child) in federal Head Start dollars for grantees specifically for technical assistance.

PENNSYLVANIA PRE-K COUNTS

ACCESS

Total state program enrollment	10,945
School districts that offer state program	85% (counties)
Income requirement	300% FPL ¹
Hours of operation	2.5 instructional hours/day (part-day), 5 instructional hours/day (full-day), 5 days/week
Operating schedule	Academic year
Special education enrollment	18,368
Federally funded Head Start enrollment	31,536
State-funded Head Start enrollment	5,780

STATE PRE-K AND HEAD START ENROLLMENT AS PERCENTAGE OF TOTAL POPULATION



† This number represents children in special education who are not enrolled in Head Start, Pre-K Counts, or HSSAP.

QUALITY STANDARDS CHECKLIST

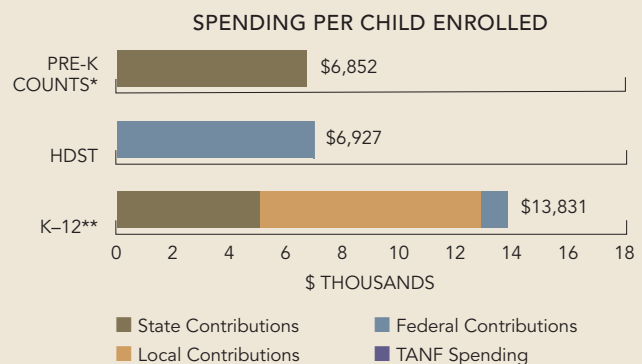
POLICY	STATE PRE-K REQUIREMENT	BENCHMARK	DOES REQUIREMENT MEET BENCHMARK?
Early learning standards	Comprehensive	Comprehensive	<input checked="" type="checkbox"/>
Teacher degree	BA in ECE (public); AA in ECE or CD or ECE cert. and 18 credits (nonpublic) ²	BA	<input type="checkbox"/>
Teacher specialized training	ECE certification (public); AA in ECE or ECE cert., and 18 credits in ECE (nonpublic) ²	Specializing in pre-K	<input checked="" type="checkbox"/>
Assistant teacher degree	None	CDA or equivalent	<input type="checkbox"/>
Teacher in-service	180 clock hours/5 years	At least 15 hours/year	<input checked="" type="checkbox"/>
Maximum class size		20 or lower	<input checked="" type="checkbox"/>
3-year-olds	20		
4-year-olds	20		
Staff-child ratio		1:10 or better	<input checked="" type="checkbox"/>
3-year-olds	1:10		
4-year-olds	1:10		
Screening/referral	Determined locally	Vision, hearing, health; and at least 1 support service	<input type="checkbox"/>
Meals	Snack ³	At least 1/day	<input type="checkbox"/>
Monitoring	Site visits and other monitoring	Site visits	<input checked="" type="checkbox"/>

TOTAL BENCHMARKS MET

6

RESOURCES

Total state pre-K spending	75,000,000
Local match required?	No
State Head Start spending	\$40,000,000
State spending per child enrolled	\$6,852
All reported spending per child enrolled*	\$6,852



* Pre-K programs may receive additional funds from federal or local sources that are not included in this figure.

**K-12 expenditures include capital spending as well as current operating expenditures.

Data are for the '07-'08 school year, unless otherwise noted.

¹ Income is only one of the possible risk factors used to determine eligibility. Other risk factors are determined locally and could include low parental education level or other economic, language, and/or cultural disadvantages that put children at risk for school failure.

² Teachers in child care or Head Start are required to have at least an AA in early childhood education or child development. Teachers in nursery schools are

required to have ECE certification and 18 credits. If a teacher has a degree that is not in ECE, they must have at least 18 credits in ECE and apply for a waiver. Beginning in December 2011, all teachers will be required to have a BA and ECE certification.

³ Half-day programs are required to provide a snack. Full-day programs are required to provide a snack and one meal.