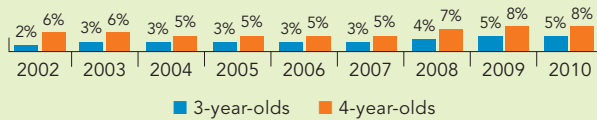


Oregon

PERCENT OF STATE POPULATION ENROLLED



STATE SPENDING PER CHILD ENROLLED
(2010 DOLLARS)



In 1987, the Oregon Head Start Prekindergarten program was established to provide comprehensive education and child development services to 3- and 4-year-olds from low-income families. A formal Memorandum of Understanding between the Oregon Department of Education and the Region X Office of Head Start established a state/federal partnership to support a collaborative federal Head Start and state prekindergarten system. In the 2009-2010 school year, the program served more than 6,000 students.

Funding for the Oregon Head Start Prekindergarten program is available to a number of organizations. All Head Start grantees in Oregon receive joint funding from state and federal sources to expand enrollment. Non-sectarian organizations can also receive program funding in the form of competitive grants. Funding is also available to programs in public schools, private agencies, faith-based organizations, government agencies, and colleges and universities that do not receive federal Head Start funding. However, all programs are held to the federal Head Start Performance Standards and must meet monitoring requirements.

While significant enrollment expansion has occurred in recent years, the program has suffered from recent budget reductions. In 2008-2009, the last half of the budget biennium, a budget reduction of 1.1 percent was taken. During the 2009-2011 biennium, all state agencies were required to take a 9 percent reduction, which affected both state pre-K and Early Head Start programs.

ACCESS RANKINGS	
4-YEAR-OLDS	3-YEAR-OLDS
30	12

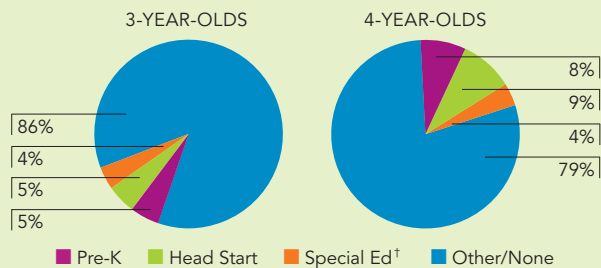
RESOURCES RANKINGS	
STATE SPENDING	ALL REPORTED SPENDING
4	7

OREGON HEAD START PREKINDERGARTEN

ACCESS

Total state program enrollment	6,508
School districts that offer state program	100% (counties)
Income requirement	80% or 90% must be at or below 100% FPL ¹
Hours of operation	Determined locally ²
Operating schedule	Academic year
Special education enrollment	5,687
Federally funded Head Start enrollment	6,877
State-funded Head Start enrollment	6,406 ³

STATE PRE-K AND HEAD START ENROLLMENT AS PERCENTAGE OF TOTAL POPULATION



† This is an estimate of children in special education who are not enrolled in state-funded pre-K or Head Start.

QUALITY STANDARDS CHECKLIST

POLICY	STATE PRE-K REQUIREMENT	BENCHMARK	DOES REQUIREMENT MEET BENCHMARK?
Early learning standards	Comprehensive	Comprehensive	<input checked="" type="checkbox"/>
Teacher degree	BA (public), CDA (nonpublic) ⁴	BA	<input type="checkbox"/>
Teacher specialized training	License + 15 ECE credits (public); Meets CDA requirement (nonpublic) ⁴	Specializing in pre-K	<input checked="" type="checkbox"/>
Assistant teacher degree	HSD or GED ⁴	CDA or equivalent	<input type="checkbox"/>
Teacher in-service	15 clock hours	At least 15 hours/year	<input checked="" type="checkbox"/>
Maximum class size		20 or lower	<input checked="" type="checkbox"/>
3-year-olds	17		
4-year-olds	20		
Staff-child ratio		1:10 or better	<input checked="" type="checkbox"/>
3-year-olds	2:17		
4-year-olds	1:10		
Screening/referral	Vision, hearing, health, dental, and support services developmental; and support services ⁵	Vision, hearing, health; and at least 1 support service	<input checked="" type="checkbox"/>
Meals	Lunch and either breakfast or snack ⁶	At least 1/day	<input checked="" type="checkbox"/>
Monitoring	Site visits and other monitoring	Site visits	<input checked="" type="checkbox"/>

TOTAL BENCHMARKS MET

8

RESOURCES

Total state pre-K spending	\$54,897,578 ⁷
Local match required?	No
State Head Start spending	\$54,897,578 ⁷
State spending per child enrolled	\$8,435
All reported spending per child enrolled*	\$8,435

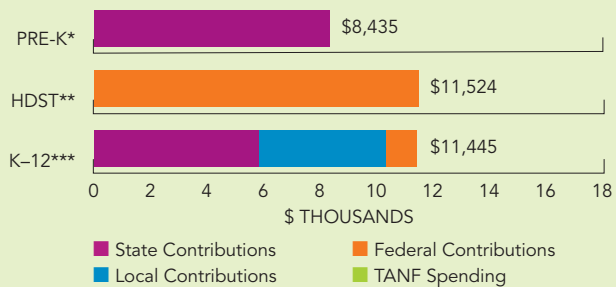
* Pre-K programs may receive additional funds from federal or local sources that are not included in this figure.

** Head Start per-child spending for the 2009-2010 year includes funding from the American Recovery and Reinvestment Act (ARRA).

*** K-12 expenditures include capital spending as well as current operating expenditures.

Data are for the '09-'10 school year, unless otherwise noted.

SPENDING PER CHILD ENROLLED



¹ If a grantee has both federal Head Start and state pre-K funding, 90 percent of children must meet the income requirement. If a grantee only has state pre-K funding, 80 percent of children must meet the income requirement. In addition, effective December 2007, 35 percent of enrollment may be children whose family incomes are between 100 and 130 percent FPL after priority is given to children at 100 percent or below FPL.

² Programs must be offered for at least 3.5 hours per day. Most programs operate 3 or 4 days per week plus required home visits. All programs must operate a minimum of 32 weeks per year.

³ This number represents enrollment in the Oregon Head Start Prekindergarten program. All state-funded Head Start enrollment is through this program.

⁴ In public settings teachers must also have an ECE endorsement in pre-K-grades 3-9. In nonpublic school settings, half of grantee teachers must have at least an AA or higher degree in ECE or a related degree with a minimum of 15 ECE college credits. The Head Start Reauthorization Act of 2007 requires that by

2011 all lead teachers have at least an AA; by 2013, 50 percent must have at least a BA. By 2013, all assistant teachers must have at least a CDA or be enrolled in a program to receive a CDA, AA or BA within two years.

⁵ Support services include four annual parent conferences or home visits, parent education or job training, parenting support or training, parent involvement activities, health services for parents and children, information about nutrition, referral to social services, transition to kindergarten activities, mental health services, and community partnerships.

⁶ Programs are required to offer meals and snacks that provide at least one-third of the child's daily nutritional needs. In addition to lunches for all children, morning programs offer breakfast to all children, and afternoon programs offer snacks to all children.

⁷ This figure represents the state contribution to the Oregon Head Start Prekindergarten program, which is a state-funded Head Start model. All state pre-K spending is therefore directed toward Head Start programs.