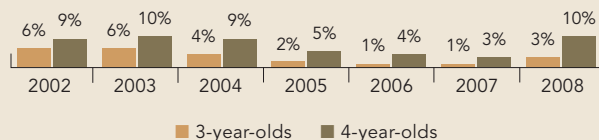
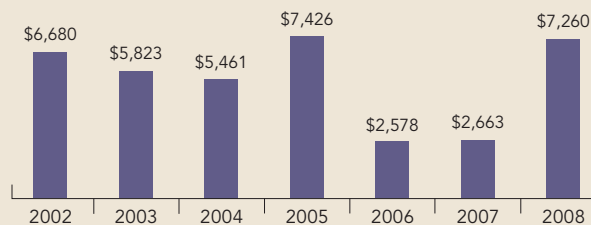


Ohio

PERCENT OF STATE POPULATION ENROLLED



STATE SPENDING PER CHILD ENROLLED
(2008 DOLLARS)



After a successful four-year pilot program, the Ohio Public School Preschool Program (PSP) was established in 1990. Now known as Early Childhood Education (ECE), the program serves 3- and 4-year-olds from families with incomes up to 200 percent of the federal poverty level. A sliding fee scale is used for children from families above 100 percent of FPL. Children from families above 200 percent of FPL can also attend the program using district funds or parent tuition, if space permits. Funds are distributed directly to public schools, which may in turn subcontract with Head Start programs or private child care centers. During the 2006-2007 school year, an increase in per-child spending led to a decrease in the number of funded children. With the new biennium starting July 1, 2009, additional funding for Early Childhood Education increased the number of districts receiving funds from 112 to 205. This funding provided services for a total of 6,092 children.

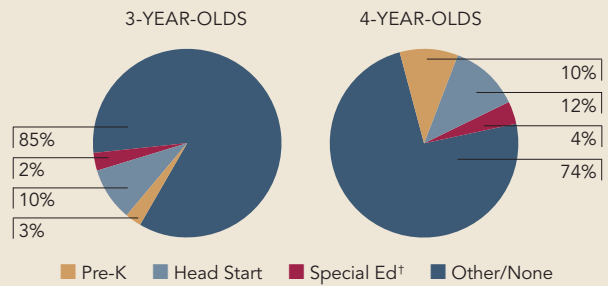
Beginning in 2005, Ohio decreased supplemental state funding for the federal Head Start program in favor of providing state funds to the Early Learning Initiative (ELI). The program is a companion to the ECE program and requires the same educational and comprehensive services. The purpose of ELI is to provide education experiences that address school readiness and provide full-day, year-round services to children of working families. Agencies that receive funding directly are public schools, Head Start agencies, and private and faith-based child care centers. These agencies can in turn subcontract with the same types of agencies as well as with family child care providers. Eligibility for the ELI program is dependent on family income. Children with family incomes under 185 percent of FPL are eligible for the program. Formerly, eligibility was reassessed every six months and unless other funding was available, services were discontinued for families who began earning incomes above 185 percent of FPL. Effective with the 2007-2008 school year, children are assured of continuous enrollment for a full year after initially being determined eligible for ELI services. This change means that the ELI program now fits NIEER's definition of a state-funded preschool education program.

The first two pages of this state profile document Ohio's overall contributions and commitment to state prekindergarten, including state spending and enrollment for both the Early Childhood Education initiative and the Early Learning Initiative. The third page focuses exclusively on the Early Childhood Education initiative and the final page presents specific details about the Early Learning Initiative.

STATE OVERVIEW

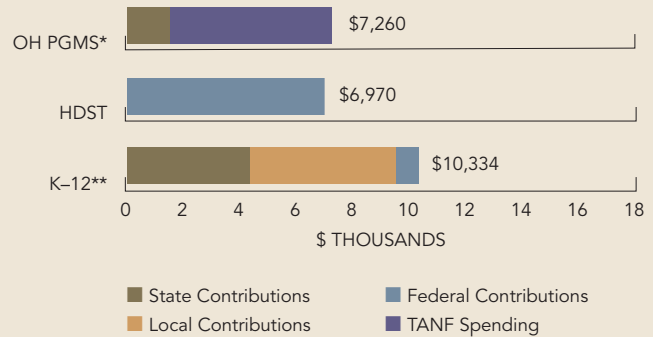
Total state program enrollment	19,215
Total state spending	\$139,509,323
State spending per child enrolled	\$7,260
All reported spending per child enrolled	\$7,260

STATE PRE-K AND HEAD START ENROLLMENT AS PERCENTAGE OF TOTAL POPULATION



† This number represents children in special education who are not enrolled in Head Start or ECE.

SPENDING PER CHILD ENROLLED



* Pre-K programs may receive additional funds from federal or local sources that are not included in this figure.

**K-12 expenditures include capital spending as well as current operating expenditures.

Data are for the '07-'08 school year, unless otherwise noted.

ACCESS RANKINGS

4-YEAR-OLDS	3-YEAR-OLDS
29	15

RESOURCES RANKINGS

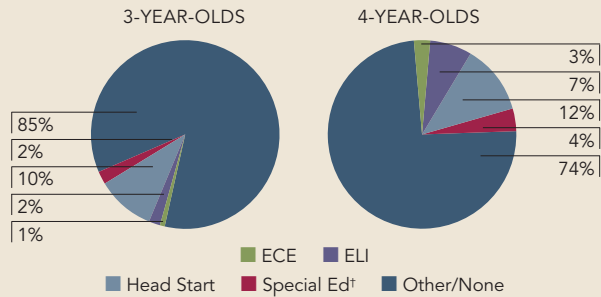
STATE SPENDING	ALL REPORTED SPENDING
4	9

OHIO EARLY CHILDHOOD EDUCATION

ACCESS

Total state program enrollment	6,166 ¹
School districts that offer state program	28%
Income requirement	200% FPL
Hours of operation	Determined locally ²
Operating schedule	Academic year ²
Special education enrollment	13,433
Federally funded Head Start enrollment	32,651
State-funded Head Start enrollment	0

STATE PRE-K AND HEAD START ENROLLMENT AS PERCENTAGE OF TOTAL POPULATION



† This number represents children in special education who are not enrolled in Head Start or ECE.

QUALITY STANDARDS CHECKLIST

POLICY	STATE PRE-K REQUIREMENT	BENCHMARK	DOES REQUIREMENT MEET BENCHMARK?
Early learning standards	Not comprehensive ³	Comprehensive	<input type="checkbox"/>
Teacher degree	AA (public), CDA (nonpublic) ⁴	BA	<input type="checkbox"/>
Teacher specialized training	Pre-K associate level teaching cert., Pre-K, K, or EC license (public); Meets CDA requirements (nonpublic)	Specializing in pre-K	<input checked="" type="checkbox"/>
Assistant teacher degree	HSD	CDA or equivalent	<input type="checkbox"/>
Teacher in-service	20 clock hours/2 years ⁵	At least 15 hours/year	<input type="checkbox"/>
Maximum class size		20 or lower	<input type="checkbox"/>
3-year-olds	24		
4-year-olds	28		
Staff-child ratio		1:10 or better	<input type="checkbox"/>
3-year-olds	1:12		
4-year-olds	1:14		
Screening/referral and support services	Vision, hearing, health, dental, developmental; and support services ⁶	Vision, hearing, health; and at least 1 support service	<input checked="" type="checkbox"/>
Meals	Depend on length of program day ⁷	At least 1/day	<input type="checkbox"/>
Monitoring	Site visits and other monitoring	Site visits	<input checked="" type="checkbox"/>

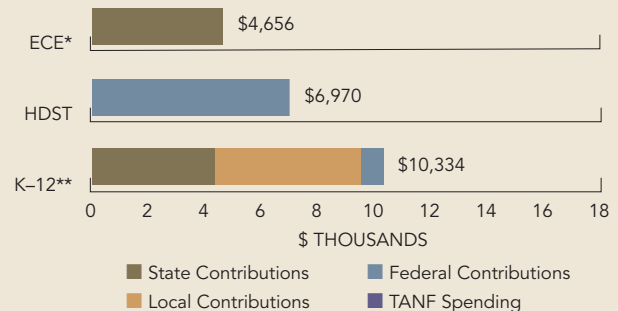
TOTAL BENCHMARKS MET

3

RESOURCES

Total state pre-K spending	\$28,705,839
Local match required?	No
State spending per child enrolled	\$4,656
All reported spending per child enrolled*	\$4,656

SPENDING PER CHILD ENROLLED



* Pre-K programs may receive additional funds from federal or local sources that are not included in this figure.

**K-12 expenditures include capital spending as well as current operating expenditures.

Data are for the '07-'08 school year, unless otherwise noted.

¹ An additional 1,250 children from families with income above 200 percent FPL paid full tuition; these children are not counted in the enrollment total.

² Most programs operate between 3 and 3.5 hours per day, 4 days per week. Operating schedules are generally coordinated with district calendars. The funded annual operating schedule is technically the academic year, but schools may choose year-long services.

³ In addition to its Early Learning Content Standards, Ohio also has Program Guidelines that address child health and development, which have been reviewed and sanctioned by the state Board of Education.

⁴ For nonpublic settings, at least 50 percent of their teachers must have an AA or

higher. All other teachers must be enrolled in an AA or higher degree program. By July 1, 2009 all teachers in programs that began in 2006 must have an AA.

⁵ Effective in 2007-2008, teachers now have two years to complete 20 hours of in-service instead of one year.

⁶ Screening and referrals for lead and hematocrit are also required. Support services include two annual parent conferences or home visits, parenting support or training, parent involvement activities, child health services, information about nutrition, referral to social services, and transition to kindergarten activities.

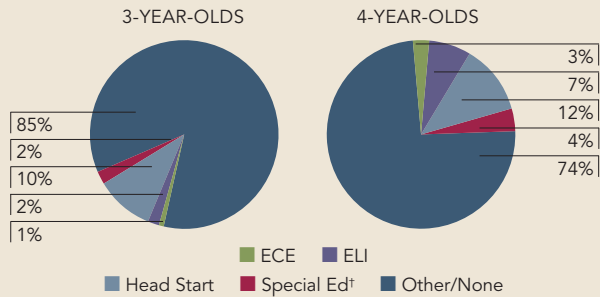
⁷ Lunch must be provided for children in attendance beyond part-day hours and snack is also provided for children who attend full-day sessions.

OHIO EARLY LEARNING INITIATIVE

ACCESS

Total state program enrollment	13,049 ¹
School districts that offer state program	91% (counties)
Income requirement	165-185% FPL ²
Hours of operation	Determined locally ³
Operating schedule	Calendar year
Special education enrollment	13,433
Federally funded Head Start enrollment	32,651
State-funded Head Start enrollment	0

STATE PRE-K AND HEAD START ENROLLMENT AS PERCENTAGE OF TOTAL POPULATION



† This number represents children in special education who are not enrolled in Head Start or ECE.

QUALITY STANDARDS CHECKLIST

POLICY	STATE PRE-K REQUIREMENT	BENCHMARK	DOES REQUIREMENT MEET BENCHMARK?
Early learning standards	Not comprehensive ⁴	Comprehensive	<input type="checkbox"/>
Teacher degree	HSD (public and nonpublic) ⁵	BA	<input type="checkbox"/>
Teacher specialized training	Pre-K associate level teaching cert., Pre-K–3 license (public); Pre-K associate level teaching cert. (nonpublic)	Specializing in pre-K	<input checked="" type="checkbox"/>
Assistant teacher degree	HSD	CDA or equivalent	<input type="checkbox"/>
Teacher in-service	20 clock hours/2 years ⁵	At least 15 hours/year	<input type="checkbox"/>
Maximum class size		20 or lower	<input checked="" type="checkbox"/>
3-year-olds	20		
4-year-olds	20		
Staff-child ratio		1:10 or better	<input checked="" type="checkbox"/>
3-year-olds		1:10	
4-year-olds		1:10	
Screening/referral and support services	Vision, hearing, health, dental, developmental; and support services ⁶	Vision, hearing, health; and at least 1 support service	<input checked="" type="checkbox"/>
Meals	Depends on length of program day ⁷	At least 1/day	<input type="checkbox"/>
Monitoring	Site visits and other monitoring	Site visits	<input checked="" type="checkbox"/>

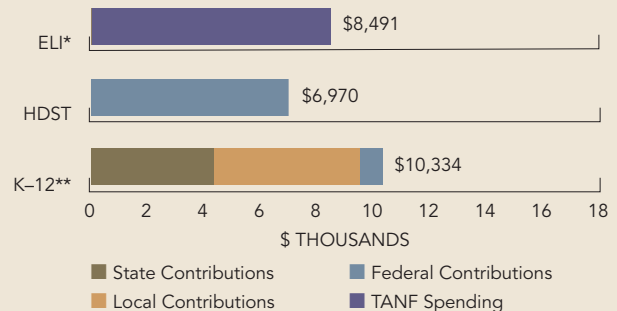
TOTAL BENCHMARKS MET

5

RESOURCES

Total state pre-K spending	\$110,803,484
Local match required?	No
State spending per child enrolled	\$8,491 ⁸
All reported spending per child enrolled*	\$8,491 ⁸

SPENDING PER CHILD ENROLLED



* Pre-K programs may receive additional funds from federal or local sources that are not included in this figure.

**K-12 expenditures include capital spending as well as current operating expenditures.

Data are for the '07-'08 school year, unless otherwise noted.

¹ Initial enrollment can occur at any point throughout the year. This number represents the average monthly enrollment.

² Families enter the program at up to 165 percent FPL and exit the program at 185 percent FPL.

³ Programs are reimbursed by the number of hours of attendance based on hourly, part-time or full-time rates. Full-day reimbursement is based on 100 or more hours per 4 weeks and part-day is based on 55 to 99.5 hours per 4 weeks. Programs operate 5 days per week.

⁴ In addition to its Early Learning Content Standards, Ohio also has Program Guidelines that address child health and development, which have been reviewed and sanctioned by the state Board of Education.

⁵ At least 50 percent of teachers must have an AA degree or higher. All other teachers must be working toward an AA degree.

⁶ Screening and referrals for hemocrit are also required. Support services include two annual parent conferences or home visits, parenting support or training, parent involvement activities, child health services, information about nutrition, referral to social services, transition to kindergarten activities, and other support services.

⁷ Programs must provide meals or snacks depending on the hours of attendance.

⁸ This number is based on the average monthly enrollment and total spending. Each contracted agency is awarded approximately \$10,438 per slot which could be for multiple children, who may enroll on a full-time, part-time or hourly basis.