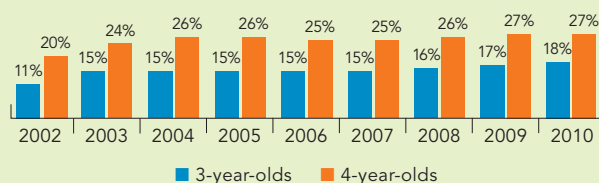
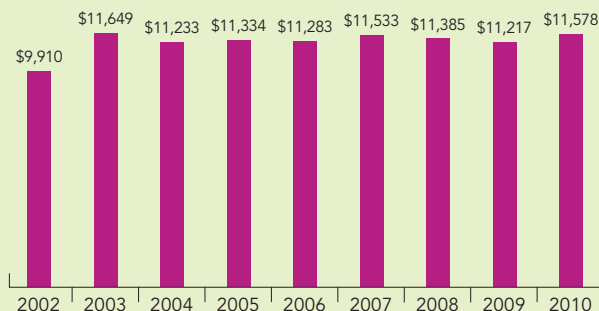


# New Jersey

PERCENT OF STATE POPULATION ENROLLED



STATE SPENDING PER CHILD ENROLLED  
(2010 DOLLARS)



As the result of a 1998 New Jersey Supreme Court decision, the largest and most intensive of New Jersey's three state-funded preschool programs (formerly known as the Abbott Preschool Program) serves 35 school districts. The state Department of Education (DOE) funds the districts to provide the program to all 3- and 4-year-olds who wish to enroll. They may contract with private child care centers or Head Start programs that meet state standards to provide services. Additionally, the Department of Human Services (DHS) funds Abbott districts to offer extended-day and extended-year services. Since the 2007-2008 school year, these child care subsidy funds have been available to only families with incomes up to 300 percent of the federal poverty level. This program was evaluated on an annual basis from 2005 until the present for program impact/child outcomes. In addition, the program was evaluated in the 2008-2009 school year for process quality.

A second state-funded preschool initiative serves 96 other districts in which 20 to 40 percent of children qualify for free or reduced-price lunch. These were formerly known as the Non-Abbott Early Childhood Program Aid (ECPA) districts, and they also may contract with Head Start or private providers to offer services.

A third program (formerly known as The Early Launch to Learning Initiative) was established in 2004. All non-Abbott districts could apply for funds to increase enrollment, extend program hours, or improve program quality. Funding levels were determined by the length of program day and number of low-income 4-year-olds.

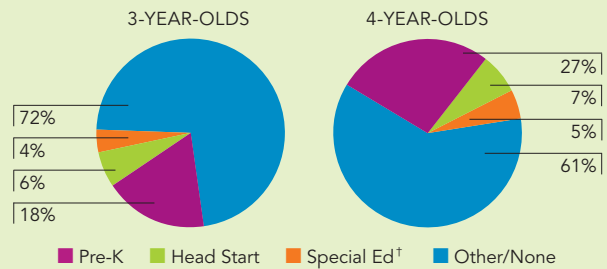
Beginning in 2009-2010 school year, districts across all three programs received funding based on the School Funding Reform Act of 2008. The Act's funding formula generated a total budget amount for each district, within which districts built their respective 2009-2010 budgets. As outlined in the School Funding Reform Act, New Jersey plans to expand full-day preschool for at-risk 3- and 4-year-olds in all school districts, with the goal of providing preschool for an additional 30,000 children by fall of 2013. However, flat-funding prevented most districts from expanding their programs in the 2009-2010 school year.

In order to present the contributions New Jersey makes to preschool education throughout its three separate initiatives, we first present summary information reflecting the state's overall commitment to preschool. Enrollment and state spending for the former Abbott, ECPA, and ELLI initiatives are taken into account. Next, we present specific details about each initiative. The third page of this profile focuses exclusively on the former Abbott program; the fourth page focuses exclusively on the former ECPA program; and the final page focuses exclusively on the former ELLI program.

## STATE OVERVIEW

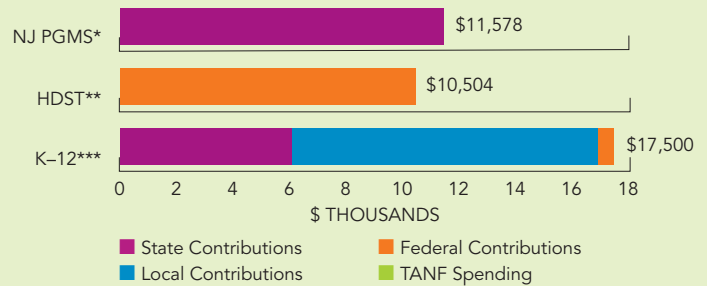
Total state program enrollment.....	49,835
Total state spending .....	\$576,996,173
State spending per child enrolled .....	\$11,578
All reported spending per child enrolled* .....	\$11,578

### STATE PRE-K AND HEAD START ENROLLMENT AS PERCENTAGE OF TOTAL POPULATION



† This is an estimate of children in special education who are not enrolled in state-funded pre-K or Head Start.

### SPENDING PER CHILD ENROLLED



\* Pre-K programs may receive additional funds from federal or local sources that are not included in this figure.

\*\* Head Start per-child spending for the 2009-2010 year includes funding from the American Recovery and Reinvestment Act (ARRA).

\*\*\* K-12 expenditures include capital spending as well as current operating expenditures.

Data are for the '09-'10 school year, unless otherwise noted.

State per-child spending in New Jersey appears to be higher for state prekindergarten programs than for K-12 education, but in fact this is not the case in the districts that offer state pre-K. More than 80 percent of state prekindergarten enrollment is in Abbott districts, which also have a K-12 state aid payment that is nearly 3 times the statewide average per child. In other words, state spending per child is also much higher for K-12 in the Abbott districts.

#### ACCESS RANKINGS

4-YEAR-OLDS

3-YEAR-OLDS

16

2

#### RESOURCES RANKINGS

STATE SPENDING

ALL REPORTED SPENDING

1

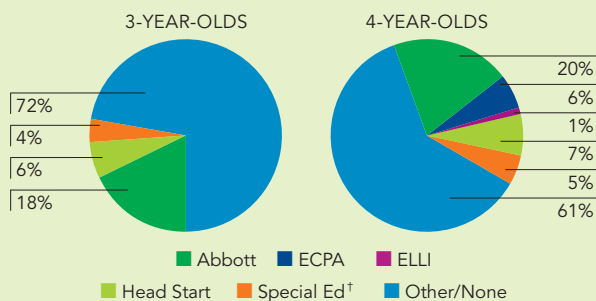
1

## NEW JERSEY FORMER ABBOTT AND EXPANSION DISTRICTS

### ACCESS

Total state program enrollment	41,786
School districts that offer state program	6%
Income requirement	None <sup>1</sup>
Hours of operation	6 hours/day, 5 days/week <sup>2</sup>
Operating schedule	Academic year <sup>2</sup>
Special education enrollment	10,221
Federally funded Head Start enrollment	13,827
State-funded Head Start enrollment	0

### STATE PRE-K AND HEAD START ENROLLMENT AS PERCENTAGE OF TOTAL POPULATION



† This is an estimate of children in special education who are not enrolled in state-funded pre-K or Head Start.

### QUALITY STANDARDS CHECKLIST

POLICY	STATE PRE-K REQUIREMENT	BENCHMARK	DOES REQUIREMENT MEET BENCHMARK?
Early learning standards	Comprehensive	Comprehensive	<input checked="" type="checkbox"/>
Teacher degree	BA	BA	<input checked="" type="checkbox"/>
Teacher specialized training	P-3, Nursery School Certificate, N-8 with 2 years preschool teaching experience (public and nonpublic) <sup>3</sup>	Specializing in pre-K	<input checked="" type="checkbox"/>
Assistant teacher degree	HSD <sup>4</sup>	CDA or equivalent	<input type="checkbox"/>
Teacher in-service	100 clock hours/5 years	At least 15 hours/year	<input checked="" type="checkbox"/>
Maximum class size		20 or lower	<input checked="" type="checkbox"/>
3-year-olds	15		
4-year-olds	15		
Staff-child ratio		1:10 or better	<input checked="" type="checkbox"/>
3-year-olds	2:15		
4-year-olds	2:15		
Screening/referral and support services	Vision, hearing, health, dental, developmental; and support services <sup>5</sup>	Vision, hearing, health; and at least 1 support service	<input checked="" type="checkbox"/>
Meals	Breakfast, lunch and snack	At least 1/day	<input checked="" type="checkbox"/>
Monitoring	Site visits and other monitoring	Site visits	<input checked="" type="checkbox"/>

**TOTAL BENCHMARKS MET**

**9**

### RESOURCES

Total state pre-K spending	\$537,315,873
Local match required?	No
State spending per child enrolled	\$12,859
All reported spending per child enrolled*	\$12,859

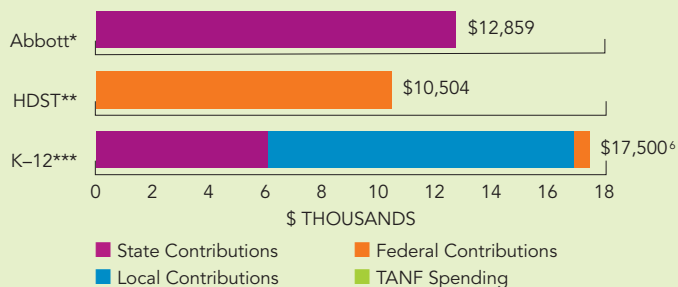
\* Pre-K programs may receive additional funds from federal or local sources that are not included in this figure.

\*\* Head Start per-child spending for the 2009-2010 year includes funding from the American Recovery and Reinvestment Act (ARRA).

\*\*\* K-12 expenditures include capital spending as well as current operating expenditures.

Data are for the '09-'10 school year, unless otherwise noted.

### SPENDING PER CHILD ENROLLED



<sup>1</sup> Only districts where at least 40 percent of children qualify for free or reduced-price lunch receive funding through this initiative. All 3- and 4-year-old children within those districts are eligible to participate.

<sup>2</sup> Providers are only required by the Department of Education to provide a 6-hour educational program for the 180 -day academic year. Providers can choose to operate a before- and after-care program and/or a full-year (245-day) program. If they chose to do so, all children meeting income requirements are paid for through the Department for Children and Families. In the 2009-2010 program year, about 74 percent of Abbott children were enrolled in wrap-around care that extended program hours.

<sup>3</sup> Teachers with an Elementary School certificate (N-8) may teach preschool if they have an equivalent of two academic years of full-time experience teaching 3- and 4-year-olds under the certificate or demonstrate content knowledge in line with a district's established documentation requirements.

<sup>4</sup> Assistant teachers in public schools supported by Title I funding must meet the education/degree requirements specified in NCLB.

<sup>5</sup> Support services include parenting support or training, parent involvement activities, health services for children, information about nutrition, referral to social services, and transition to kindergarten activities.

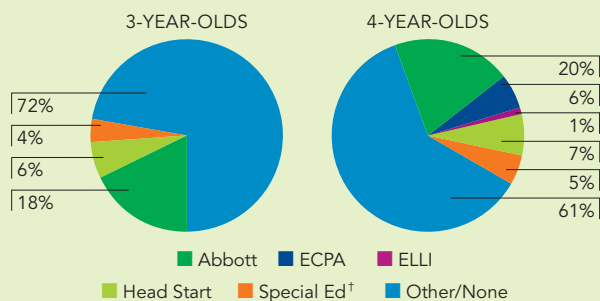
<sup>6</sup> State per-child spending in New Jersey appears to be higher for state prekindergarten programs than for K-12 education, but in fact this is not the case in the districts that offer state pre-K. More than 80 percent of state prekindergarten enrollment is in Abbott districts, which also have a K-12 state aid payment that is nearly 3 times the statewide average per child. In other words, state spending per child is also much higher for K-12 in the Abbott districts.

## NEW JERSEY FORMER EARLY CHILDHOOD PROGRAM AID DISTRICTS

### ACCESS

Total state program enrollment .....	7,487
School districts that offer state program .....	16%
Income requirement .....	None <sup>1</sup>
Hours of operation.....	At least 2.75 hours/day (part-day), or at least 6 hours/day (full-day), 5 days/week <sup>2</sup>
Operating schedule .....	Academic year
Special education enrollment .....	10,221
Federally funded Head Start enrollment .....	13,827
State-funded Head Start enrollment .....	0

### STATE PRE-K AND HEAD START ENROLLMENT AS PERCENTAGE OF TOTAL POPULATION



† This is an estimate of children in special education who are not enrolled in state-funded pre-K or Head Start.

### QUALITY STANDARDS CHECKLIST

POLICY	STATE PRE-K REQUIREMENT	BENCHMARK	DOES REQUIREMENT MEET BENCHMARK?
Early learning standards .....	Comprehensive	Comprehensive	<input checked="" type="checkbox"/>
Teacher degree .....	BA	BA	<input checked="" type="checkbox"/>
Teacher specialized training .....	P-3, Nursery School Certificate, N-8 with 2 years preschool teaching experience (public and nonpublic) <sup>3</sup>	Specializing in pre-K	<input checked="" type="checkbox"/>
Assistant teacher degree .....	HSD <sup>4</sup>	CDA or equivalent	<input type="checkbox"/>
Teacher in-service .....	100 clock hours/5 years	At least 15 hours/year	<input checked="" type="checkbox"/>
Maximum class size .....	20 or lower		<input checked="" type="checkbox"/>
3-year-olds .....	18		
4-year-olds .....	18		
Staff-child ratio .....	1:10 or better		<input checked="" type="checkbox"/>
3-year-olds .....	2:18		
4-year-olds .....	2:18		
Screening/referral and support services .....	Vision, hearing, health, dental, developmental; and support services <sup>5</sup>	Vision, hearing, health; and at least 1 support service	<input checked="" type="checkbox"/>
Meals .....	Depend on length of program day <sup>6</sup>	At least 1/day	<input type="checkbox"/>
Monitoring .....	Site visits and other monitoring	Site visits	<input checked="" type="checkbox"/>

**TOTAL BENCHMARKS MET**

8

### RESOURCES

Total state pre-K spending .....	\$37,400,000 <sup>7</sup>
Local match required? .....	No
State spending per child enrolled .....	\$4,995
All reported spending per child enrolled* .....	\$4,995

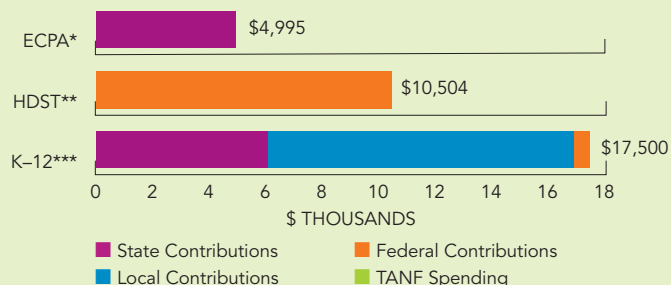
\* Pre-K programs may receive additional funds from federal or local sources that are not included in this figure.

\*\* Head Start per-child spending for the 2009-2010 year includes funding from the American Recovery and Reinvestment Act (ARRA).

\*\*\* K-12 expenditures include capital spending as well as current operating expenditures.

Data are for the '09-'10 school year, unless otherwise noted.

### SPENDING PER CHILD ENROLLED



<sup>1</sup> Only districts where 20 to 40 percent of children qualify for free or reduced-price lunch receive funding through this initiative. All 3- and 4-year-old children within those districts are eligible to participate. However, the program is only open to 3-year-olds once the district has offered full-day kindergarten to all age-eligible children, and either half- or full-day preschool to all 4-year-olds.

<sup>2</sup> Half-day programs must be at least 2.75 hours per day; full-day programs must be at least 6 hours per day. Length of program day varies by districts. In some cases, both half- and full-day programs are offered. Half-day programs are most common.

<sup>3</sup> Teachers with an Elementary School certificate (N-8) may teach preschool if they have an equivalent of two academic years of full-time experience teaching 3- and 4-year-olds under the certificate or demonstrate content knowledge in line with a district's established documentation requirements.

<sup>4</sup> Assistant teachers in public schools supported by Title I funding must meet the education/degree requirements specified in NCLB.

<sup>5</sup> Support services include education services or job training for parents, parent involvement activities, and transition to kindergarten activities.

<sup>6</sup> Meals are required in full-day programs.

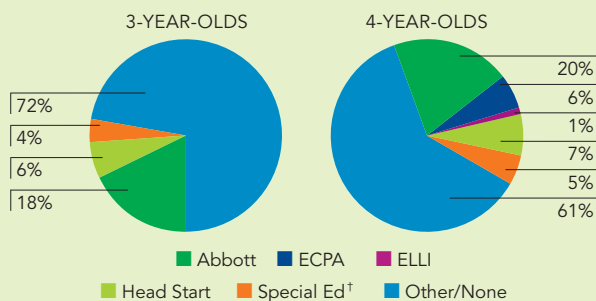
<sup>7</sup> This figure is an estimate of state funds directed to services for preschool-age children.

## NEW JERSEY FORMER EARLY LAUNCH TO LEARNING INITIATIVE DISTRICTS

### ACCESS

Total state program enrollment .....	562
School districts that offer state program .....	4%
Income requirement .....	185% FPL <sup>1</sup>
Hours of operation .....	2.75 hours/day (part-day), or at least 6 hours/day (full-day), 5 days/week
Operating schedule .....	Academic year
Special education enrollment .....	10,221
Federally funded Head Start enrollment .....	13,827
State-funded Head Start enrollment .....	0

### STATE PRE-K AND HEAD START ENROLLMENT AS PERCENTAGE OF TOTAL POPULATION



<sup>†</sup> This is an estimate of children in special education who are not enrolled in state-funded pre-K or Head Start.

### QUALITY STANDARDS CHECKLIST

POLICY	STATE PRE-K REQUIREMENT	BENCHMARK	DOES REQUIREMENT MEET BENCHMARK?
Early learning standards .....	Comprehensive	Comprehensive	<input checked="" type="checkbox"/>
Teacher degree .....	BA	BA	<input checked="" type="checkbox"/>
Teacher specialized training .....	P-3, Nursery School Certificate, N-8 with 2 years preschool teaching experience (public and nonpublic) <sup>2</sup>	Specializing in pre-K	<input checked="" type="checkbox"/>
Assistant teacher degree .....	HSD <sup>3</sup>	CDA or equivalent	<input type="checkbox"/>
Teacher in-service .....	100 clock hours/5 years	At least 15 hours/year	<input checked="" type="checkbox"/>
Maximum class size .....		20 or lower	<input checked="" type="checkbox"/>
3-year-olds .....	NA		
4-year-olds .....	20		
Staff-child ratio .....		1:10 or better	<input checked="" type="checkbox"/>
3-year-olds .....	NA		
4-year-olds .....	1:10		
Screening/referral and support services .....	Vision, hearing, health, dental, and support services <sup>4</sup>	Vision, hearing, health; and at least 1 support service	<input checked="" type="checkbox"/>
Meals .....	Depend on length of program day <sup>5</sup>	At least 1/day	<input type="checkbox"/>
Monitoring .....	Site visits and other monitoring	Site visits	<input checked="" type="checkbox"/>

**TOTAL BENCHMARKS MET**

8

### RESOURCES

Total state pre-K spending .....	\$2,280,300
Local match required? .....	Yes <sup>6</sup>
State spending per child enrolled .....	\$4,057
All reported spending per child enrolled* .....	\$4,057

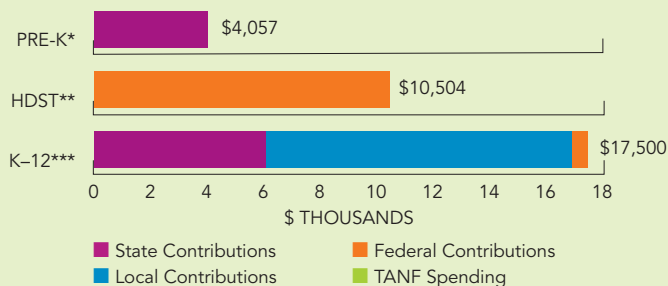
\* Pre-K programs may receive additional funds from federal or local sources that are not included in this figure.

\*\* Head Start per-child spending for the 2009-2010 year includes funding from the American Recovery and Reinvestment Act (ARRA).

\*\*\* K-12 expenditures include capital spending as well as current operating expenditures.

Data are for the '09-'10 school year, unless otherwise noted.

### SPENDING PER CHILD ENROLLED



<sup>1</sup> Districts may enroll other students in unusual circumstances.

<sup>2</sup> Teachers with an Elementary School certificate (N-8) may teach preschool if they have an equivalent of two academic years of full-time experience teaching 3- and 4-year-olds under the certificate or demonstrate content knowledge in line with a district's established documentation requirements.

<sup>3</sup> Assistant teachers in public schools supported by Title I funding must meet the education/degree requirements specified in NCLB.

<sup>4</sup> Support services include parent involvement activities and transition to kindergarten activities.

<sup>5</sup> Full-day programs are required to offer breakfast, lunch, and snack.

<sup>6</sup> Classrooms must include general and special education students funded through other sources.