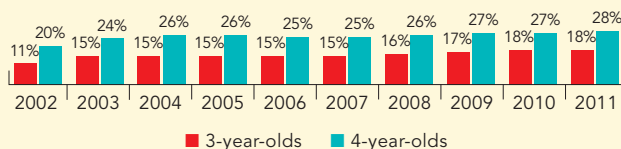
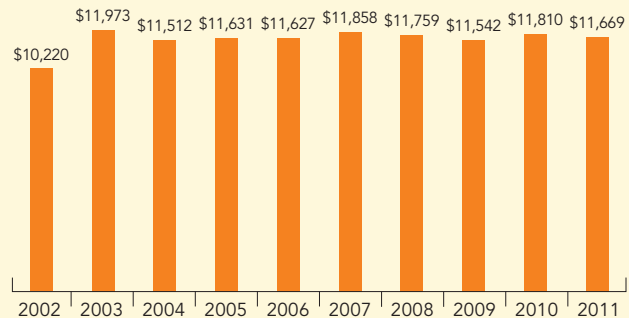


# New Jersey

PERCENT OF STATE POPULATION ENROLLED



STATE SPENDING PER CHILD ENROLLED  
(2011 DOLLARS)



Established as the result of a 1998 New Jersey Supreme Court decision, the largest and most intensive of New Jersey's three state-funded preschool programs (formerly known as the Abbott Preschool Program) serves 35 school districts. The state Department of Education (DOE) funds the districts to provide the program to all resident 3- and 4-year-olds who wish to enroll. They may contract with private child care centers or Head Start programs that meet state standards to provide services. Additionally, the state Department of Human Services (DHS) funds Abbott districts to offer extended-day and extended-year services. Since the 2007-2008 school year, these child care subsidy funds have been available only to families with incomes up to 300 percent of the federal poverty level. A "hold harmless" clause in the state's school funding formula prevents former Abbott districts from receiving preschool aid lower than the 2008-2009 levels, the last year aid was calculated prior to the school funding formula going into effect. Formal evaluations of program quality and effectiveness for the former Abbott program were recently completed.

A second state-funded preschool initiative, formerly known as the Non-Abbott Early Childhood Program Aid (ECPA), serves 96 other districts in which 20 to 40 percent of children qualify for free or reduced-price lunch. These ECPA districts may contract with Head Start or private providers to offer services. ECPA funding increased in the 2010-2011 school year due to projected enrollment increases based on historical enrollment trends in each district.

A third program (formerly known as The Early Launch to Learning Initiative) was established in 2004. All non-Abbott districts may apply for funds to increase prekindergarten enrollment, extend program hours, or improve program quality. Funding levels are determined by length of the program day and number of low-income 4-year-olds.

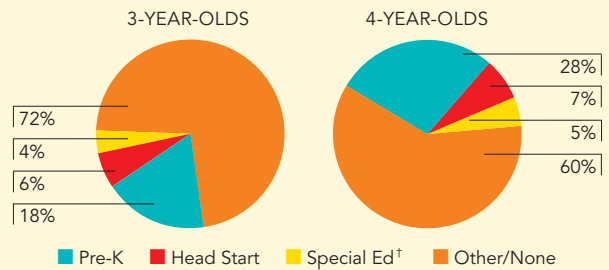
Beginning in 2009-2010 school year, districts across all three programs received funding based on the School Funding Reform Act of 2008. The Act's funding formula generated a total budget amount for each district, within which districts built their respective 2009-2010 budgets. As outlined in the School Funding Reform Act, over six years New Jersey plans to expand full-day preschool for at-risk 3- and 4-year-olds in all school districts, with the goal of providing preschool for an additional 30,000 children by fall of 2013. However, flat-funding continued to prevent most districts from expanding their programs in the 2010-2011 school year.

In order to present the contributions New Jersey makes to preschool education throughout its three separate initiatives, we first present summary information reflecting the state's overall commitment to preschool. Enrollment and state spending for the former Abbott, ECPA, and ELLI initiatives are taken into account. Next, we present specific details about each initiative in the state. The third page of this profile focuses exclusively on the former Abbott program; the fourth page focuses exclusively on the former ECPA program; and the final page focuses exclusively on the former ELLI program.

## STATE OVERVIEW

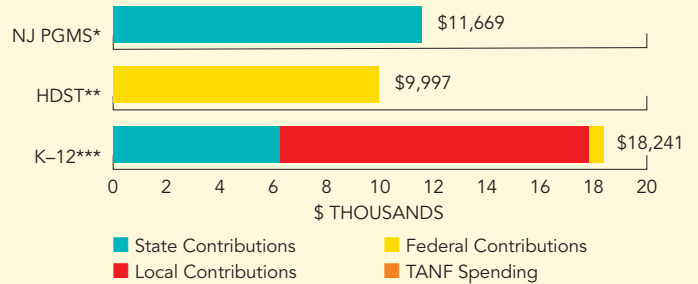
Total state program enrollment .....	51,207
Total state spending .....	\$597,510,227
State spending per child enrolled .....	\$11,669
All reported spending per child enrolled* .....	\$11,669

### STATE PRE-K AND HEAD START ENROLLMENT AS PERCENTAGE OF TOTAL POPULATION



<sup>†</sup> This is an estimate of children in special education who are not enrolled in state-funded pre-K or Head Start.

### SPENDING PER CHILD ENROLLED



\* Pre-K programs may receive additional funds from federal or local sources that are not included in this figure.

\*\* Head Start per-child spending for the 2010-2011 year includes funding from the American Recovery and Reinvestment Act (ARRA).

\*\*\* K-12 expenditures include capital spending as well as current operating expenditures.

Data are for the '10-'11 school year, unless otherwise noted.

State per-child spending in New Jersey appears to be higher for state prekindergarten programs than for K-12 education, but in fact this is not the case in the districts that offer state pre-K. More than 80 percent of state prekindergarten enrollment is in Abbott districts, which also have a K-12 state aid payment that is nearly 3 times the statewide average per child. In other words, state spending per child is also much higher for K-12 in the Abbott districts.

#### ACCESS RANKINGS

4-YEAR-OLDS	3-YEAR-OLDS
16	2

#### RESOURCES RANKINGS

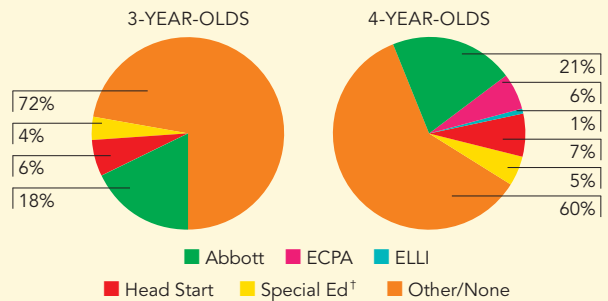
STATE SPENDING	ALL REPORTED SPENDING
1	1

# NEW JERSEY FORMER ABBOTT AND EXPANSION DISTRICTS

## ACCESS

Total state program enrollment .....	43,286
School districts that offer state program .....	6%
Income requirement.....	None <sup>1</sup>
Hours of operation .....	6 hours/day, 5 days/week <sup>2</sup>
Operating schedule .....	Academic year <sup>2</sup>
Special education enrollment .....	10,711
Federally funded Head Start enrollment .....	13,871
State-funded Head Start enrollment.....	0

STATE PRE-K AND HEAD START ENROLLMENT AS PERCENTAGE OF TOTAL POPULATION



<sup>†</sup> This is an estimate of children in special education who are not enrolled in state-funded pre-K or Head Start.

## QUALITY STANDARDS CHECKLIST

POLICY	STATE PRE-K REQUIREMENT	BENCHMARK	DOES REQUIREMENT MEET BENCHMARK?
Early learning standards .....	Comprehensive	Comprehensive	<input checked="" type="checkbox"/>
Teacher degree .....	BA	BA	<input checked="" type="checkbox"/>
Teacher specialized training .....	P-3, Nursery School Certificate, P-8 with 2 years preschool teaching experience (public and nonpublic) <sup>3</sup>	Specializing in pre-K	<input checked="" type="checkbox"/>
Assistant teacher degree .....	HSD <sup>4</sup>	CDA or equivalent	<input type="checkbox"/>
Teacher in-service .....	100 clock hours/5 years	At least 15 hours/year	<input checked="" type="checkbox"/>
Maximum class size .....	20 or lower		<input checked="" type="checkbox"/>
3-year-olds .....	15		
4-year-olds .....	15		
Staff-child ratio .....	1:10 or better		<input checked="" type="checkbox"/>
3-year-olds .....	2:15		
4-year-olds .....	2:15		
Screening/referral.....	Vision, hearing, health, dental, and support services developmental; and support services <sup>5</sup>	Vision, hearing, health; and at least 1 support service	<input checked="" type="checkbox"/>
Meals .....	Breakfast, lunch, and snack	At least 1/day	<input checked="" type="checkbox"/>
Monitoring .....	Site visits and other monitoring	Site visits	<input checked="" type="checkbox"/>

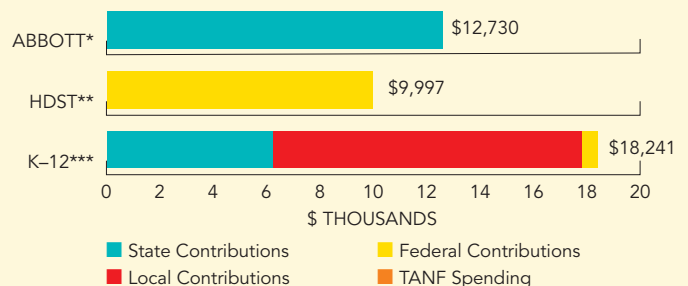
**TOTAL BENCHMARKS MET**

**9**

## RESOURCES

Total state pre-K spending .....	\$551,027,752
Local match required? .....	No
State spending per child enrolled .....	\$12,730 <sup>6</sup>
All reported spending per child enrolled* .....	\$12,730 <sup>6</sup>

SPENDING PER CHILD ENROLLED



\* Pre-K programs may receive additional funds from federal or local sources that are not included in this figure.  
 \*\* Head Start per-child spending for the 2010-2011 year includes funding from the American Recovery and Reinvestment Act (ARRA).  
 \*\*\* K-12 expenditures include capital spending as well as current operating expenditures.  
 Data are for the '10-'11 school year, unless otherwise noted.

<sup>1</sup> The program is offered in the poor urban districts initially identified by the N.J. Supreme Court in 1990 as having at least 40 percent of children who qualify for free or reduced-price lunch and five additional districts designated since by the legislature. All 3- and 4-year-old children within those districts are eligible to participate.  
<sup>2</sup> Providers are only required by the Department of Education to provide a 6-hour educational program for the 180-day academic year. Providers can choose to operate a before- and after-care program and/or a full-year (245-day) program. If they chose to do so, all children meeting income requirements are paid for through the Department for Children and Families.  
<sup>3</sup> Teachers with an Elementary School certificate (N-8) may teach preschool if they have an equivalent of two academic years of full-time experience teaching 3- and 4-year-olds under the certificate or demonstrate content knowledge in line with a district's established documentation requirements. Teachers with related certificates may apply for preschool licensure, take the Praxis exam, and begin the process of obtaining a P-3 certificate.

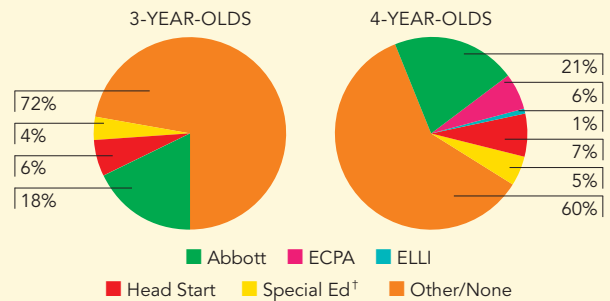
<sup>4</sup> Assistant teachers in public schools supported by Title I funding must meet the education/degree requirements specified in NCLB.  
<sup>5</sup> Support services include parenting support or training, parent involvement activities, health services for children, information about nutrition, referral to social services, transition to kindergarten activities, and parent conferences or home visits.  
<sup>6</sup> State per-child spending in New Jersey appears to be higher for state prekindergarten programs than for K-12 education, but in fact this is not the case in the districts that offer state pre-K. More than 80 percent of state prekindergarten enrollment is in Abbott districts, which also have a K-12 state aid payment that is nearly 3 times the statewide average per child. In other words, state spending per child is also much higher for K-12 in the Abbott districts.

# NEW JERSEY FORMER EARLY CHILDHOOD PROGRAM AID DISTRICTS

## ACCESS

Total state program enrollment .....	7,411
School districts that offer state program .....	16%
Income requirement.....	None <sup>1</sup>
Hours of operation.....	At least 2.75 hours/day (part-day), or at least 6 hours/day (full-day), 5 days/week <sup>2</sup>
Operating schedule .....	Academic year
Special education enrollment .....	10,711
Federally funded Head Start enrollment .....	13,871
State-funded Head Start enrollment.....	0

STATE PRE-K AND HEAD START ENROLLMENT AS PERCENTAGE OF TOTAL POPULATION



† This is an estimate of children in special education who are not enrolled in state-funded pre-K or Head Start.

## QUALITY STANDARDS CHECKLIST

POLICY	STATE PRE-K REQUIREMENT	BENCHMARK	DOES REQUIREMENT MEET BENCHMARK?
Early learning standards .....	Comprehensive	Comprehensive	<input checked="" type="checkbox"/>
Teacher degree .....	BA	BA	<input checked="" type="checkbox"/>
Teacher specialized training .....	P-3, Nursery School Certificate, N-8 with 2 years preschool teaching experience (public and nonpublic) <sup>3</sup>	Specializing in pre-K	<input checked="" type="checkbox"/>
Assistant teacher degree .....	HSD <sup>4</sup>	CDA or equivalent	<input type="checkbox"/>
Teacher in-service .....	100 clock hours/5 years	At least 15 hours/year	<input checked="" type="checkbox"/>
Maximum class size .....		20 or lower	<input checked="" type="checkbox"/>
3-year-olds .....	18		
4-year-olds .....	18		
Staff-child ratio .....		1:10 or better	<input checked="" type="checkbox"/>
3-year-olds .....	2:18		
4-year-olds .....	2:18		
Screening/referral.....	Vision, hearing, health, dental, and support services developmental; and support services <sup>5</sup>	Vision, hearing, health; and at least 1 support service	<input checked="" type="checkbox"/>
Meals .....	Depend on length of program day <sup>6</sup>	At least 1/day	<input type="checkbox"/>
Monitoring .....	Site visits and other monitoring	Site visits	<input checked="" type="checkbox"/>

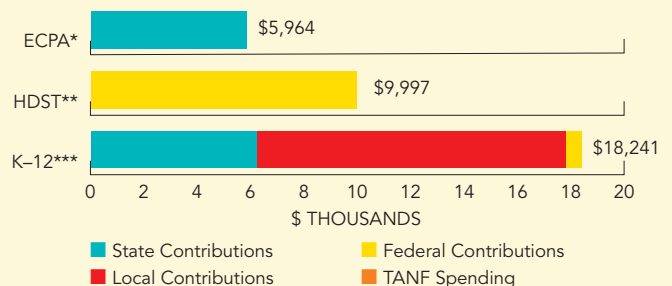
**TOTAL BENCHMARKS MET**

8

## RESOURCES

Total state pre-K spending .....	\$44,202,175 <sup>7</sup>
Local match required? .....	No
State spending per child enrolled .....	\$5,964
All reported spending per child enrolled* .....	\$5,964

SPENDING PER CHILD ENROLLED



\* Pre-K programs may receive additional funds from federal or local sources that are not included in this figure.

\*\* Head Start per-child spending for the 2010-2011 year includes funding from the American Recovery and Reinvestment Act (ARRA).

\*\*\* K-12 expenditures include capital spending as well as current operating expenditures.

Data are for the '10-'11 school year, unless otherwise noted.

<sup>1</sup> Funds are only provided to those districts indicated by the legislature at the program's inception as having between 20 to 40 percent of children who qualify for free or reduced-price lunch. All 3- and 4-year-old children within those districts are eligible to participate. However, the program is only open to 3-year-olds once the district has offered full-day kindergarten to all age-eligible children, and either half- or full-day preschool to all 4-year-olds.

<sup>2</sup> Half-day programs must be at least 2.75 hours per day; full-day programs must be at least 6 hours per day. Length of program day varies by districts. In some cases, both half- and full-day programs are offered. Half-day programs are most common.

<sup>3</sup> Teachers with an Elementary School certificate (N-8) may teach preschool if they have an equivalent of two academic years of full-time experience teaching 3- and 4-year-olds under the certificate or demonstrate content knowledge in line with a district's established documentation requirements. Teachers with related certificates may apply for preschool licensure, take the Praxis exam, and begin the process of obtaining a P-3 certificate.

<sup>4</sup> Assistant teachers in public schools supported by Title I funding must meet the education/degree requirements specified in NCLB.

<sup>5</sup> Support services include parent involvement activities, health services for children, parent conferences or home visits, and transition to kindergarten activities.

<sup>6</sup> Meals are required in full-day programs.

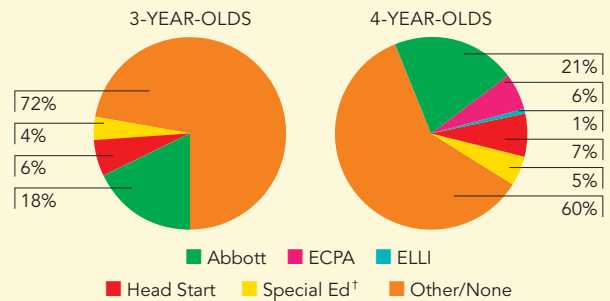
<sup>7</sup> This figure reflects state funds directed to services for preschool-age children. Additionally, unspecified amounts of federal funds contribute to the program.

# NEW JERSEY FORMER EARLY LAUNCH TO LEARNING INITIATIVE DISTRICTS

## ACCESS

Total state program enrollment	510
School districts that offer state program	4%
Income requirement	185% FPL <sup>1</sup>
Hours of operation	At least 2.75 hours/day (part-day), or at least 6 hours/day (full-day), 5 days/week
Operating schedule	Academic year
Special education enrollment	10,711
Federally funded Head Start enrollment	13,871
State-funded Head Start enrollment	0

STATE PRE-K AND HEAD START ENROLLMENT AS PERCENTAGE OF TOTAL POPULATION



<sup>†</sup> This is an estimate of children in special education who are not enrolled in state-funded pre-K or Head Start.

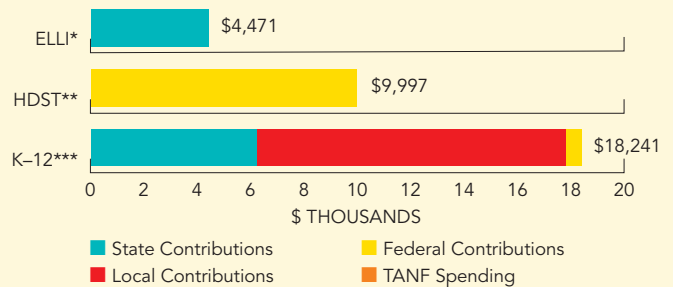
## QUALITY STANDARDS CHECKLIST

POLICY	STATE PRE-K REQUIREMENT	BENCHMARK	DOES REQUIREMENT MEET BENCHMARK?	TOTAL BENCHMARKS MET <b>8</b>
Early learning standards	Comprehensive	Comprehensive	<input checked="" type="checkbox"/>	
Teacher degree	BA	BA	<input checked="" type="checkbox"/>	
Teacher specialized training	P-3, Nursery School Certificate, N-8 with 2 years preschool teaching experience (public and nonpublic) <sup>2</sup>	Specializing in pre-K	<input checked="" type="checkbox"/>	
Assistant teacher degree	HSD <sup>3</sup>	CDA or equivalent	<input type="checkbox"/>	
Teacher in-service	100 clock hours/5 years	At least 15 hours/year	<input checked="" type="checkbox"/>	
Maximum class size		20 or lower	<input checked="" type="checkbox"/>	
3-year-olds	NA			
4-year-olds	20			
Staff-child ratio		1:10 or better	<input checked="" type="checkbox"/>	
3-year-olds	NA			
4-year-olds	1:10			
Screening/referral and support services	Vision, hearing, health, dental, developmental; and support services <sup>4</sup>	Vision, hearing, health; and at least 1 support service	<input checked="" type="checkbox"/>	
Meals	Depend on length of program day <sup>5</sup>	At least 1/day	<input type="checkbox"/>	
Monitoring	Site visits and other monitoring	Site visits	<input checked="" type="checkbox"/>	

## RESOURCES

Total state pre-K spending	\$2,280,300
Local match required?	Yes <sup>6</sup>
State spending per child enrolled	\$4,471
All reported spending per child enrolled*	\$4,471

SPENDING PER CHILD ENROLLED



\* Pre-K programs may receive additional funds from federal or local sources that are not included in this figure.  
 \*\* Head Start per-child spending for the 2010-2011 year includes funding from the American Recovery and Reinvestment Act (ARRA).  
 \*\*\* K-12 expenditures include capital spending as well as current operating expenditures.  
 Data are for the '10-'11 school year, unless otherwise noted.

<sup>1</sup> Districts may enroll other students in unusual circumstances.  
<sup>2</sup> Teachers with an Elementary School certificate (N-8) may teach preschool if they have an equivalent of two academic years of full-time experience teaching 3- and 4-year-olds under the certificate or demonstrate content knowledge in line with a district's established documentation requirements. Teachers with related certificates may apply for preschool licensure, take the Praxis exam, and begin the process of obtaining a P-3 certificate.  
<sup>3</sup> Assistant teachers in public schools supported by Title I funding must meet the education/degree requirements specified in NCLB.

<sup>4</sup> Support services include parent involvement activities, health services for children, information about nutrition, parent conferences or home visits, and transition to kindergarten activities.  
<sup>5</sup> Full-day programs are required to offer breakfast, lunch, and snack.  
<sup>6</sup> Classrooms must include general and special education students funded through other sources.