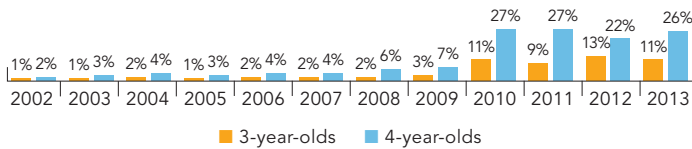
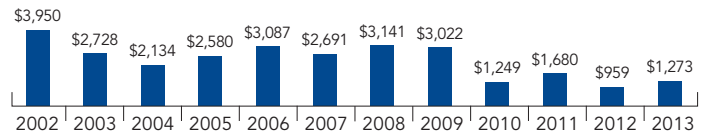


Nebraska

PERCENT OF STATE POPULATION ENROLLED



STATE SPENDING PER CHILD ENROLLED (2013 DOLLARS)



Started as a pilot program in 1992, and expanded in 2001, the Nebraska Early Childhood Education Grant Program provides preschool for children ages 3 to 5. Participating preschool programs must use at least 70 percent of grant funding to provide services to children with one of the following risk factors: disability or developmental delay, living in a home in which English is not the primary language, eligibility for free or reduced-priced lunch (185 percent FPL), having teen parents or parents who have not completed high school, and having been born prematurely or with a low birth weight. The program seeks to serve children of diverse social and economic characteristics.

Public schools and education service units that partner with child care centers, as well as Head Start agencies and/or human services agencies, can receive direct financial support. Grantees can be awarded up to half the cost of a classroom, though they are obliged to match 100 percent of the grant funding using local and/or federal sources. The program monitors child, program, and family outcomes annually.

In 2005, legislation that allows 4-year-olds to be incorporated into the school district state-aid formula was approved. School districts must first be approved for three consecutive years before students are included in the state aid formula. There has been a significant increase in the number of children served in state-funded pre-K since 2005. Programs receiving state aid are expected to use the same types and levels of matching funding from federal and local sources used by programs receiving grant funding, however, the state does not track federal and/or local spending for programs that do not receive an early childhood education grant.

ACCESS RANKINGS	
4-YEAR-OLDS	3-YEAR-OLDS
19	6

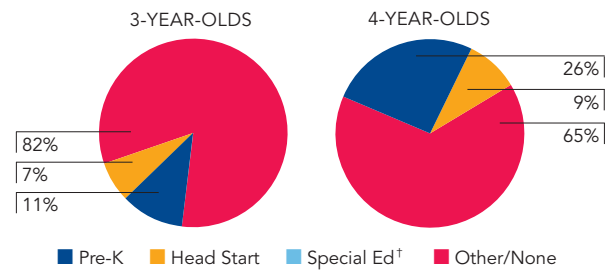
RESOURCES RANKINGS	
STATE SPENDING	ALL REPORTED SPENDING
41	36

NEBRASKA EARLY CHILDHOOD EDUCATION PROGRAM – AGES 3 TO 5

ACCESS

Total state program enrollment	10,442
School districts that offer state program	76%
Income requirement	185% FPL ¹
Hours of operation	Determined locally ²
Operating schedule	Academic year
Special education enrollment, ages 3 and 4	3,134
Federally funded Head Start enrollment, ages 3 and 4	4,067
State-funded Head Start enrollment, ages 3 and 4	0

STATE PRE-K AND HEAD START ENROLLMENT AS PERCENTAGE OF TOTAL POPULATION



[†] This is an estimate of children in special education who are not enrolled in state-funded pre-K or Head Start.

QUALITY STANDARDS CHECKLIST

POLICY	STATE PRE-K REQUIREMENT	BENCHMARK	DOES REQUIREMENT MEET BENCHMARK?
Early learning standards	Comprehensive	Comprehensive	<input checked="" type="checkbox"/>
Teacher degree	BA	BA	<input checked="" type="checkbox"/>
Teacher specialized training.....	EC, EC Unified, Preschool Disabilities, EC SpEd	Specializing in pre-K	<input checked="" type="checkbox"/>
Assistant teacher degree.....	12 semester hours in CD or ECE or equivalent	CDA or equivalent	<input checked="" type="checkbox"/>
Teacher in-service	12 clock hours/year	At least 15 hours/year	<input type="checkbox"/>
Maximum class size.....		20 or lower	<input checked="" type="checkbox"/>
3-year-olds	20		
4-year-olds	20		
Staff-child ratio		1:10 or better	<input checked="" type="checkbox"/>
3-year-olds	1:10		
4-year-olds	1:10		
Screening/referral	Determined locally; support services only ³	Vision, hearing, health; and at least 1 support service	<input type="checkbox"/>
Meals.....	Snack	At least 1/day	<input type="checkbox"/>
Monitoring	Site visits and other monitoring	Site visits	<input type="checkbox"/>

TOTAL BENCHMARKS MET

6

RESOURCES

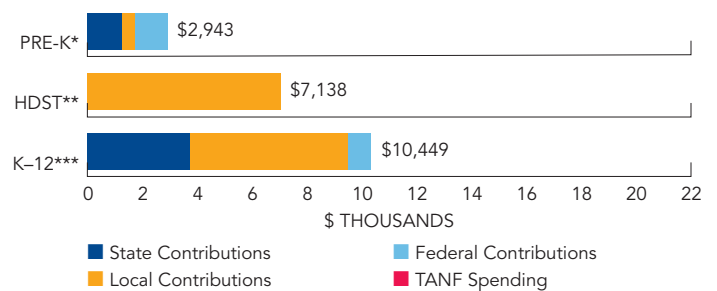
Total state pre-K spending	\$13,288,170
Local match required?	Yes ⁴
State spending per child enrolled	\$1,273
All reported spending per child enrolled*.....	\$2,943

* Pre-K programs may receive additional funds from federal or local sources that are not included in this figure.

** Head Start per-child spending for the 2012-2013 year includes funding only for 3- and 4-year-olds served. Past years figured have unintentionally included funds for Early Head Start.

*** K-12 expenditures include capital spending as well as current operating expenditures. Data are for the '12-'13 school year, unless otherwise noted.

SPENDING PER CHILD ENROLLED



¹ Seventy percent of each program's funding must be used to serve children having at least one of the risk factors, only one of which is family income. The other risk factors are child disability or developmental delay, non-English speaking family members, teen parent, parents who have not completed high school, or low birth weight or premature birth.

² Most programs operate part-day, 3.5 to 4 hours per day, 4 or 5 days per week.

³ Support services include home visits, parent conferences, parent involvement activities, transition to kindergarten activities, and other locally determined services.

⁴ There is a requirement of 100 percent match of grant funds, although it is not required to come from a local source. The state does not track matching funds from local and federal sources for programs that receive state aid so these funds are not reflected in all reported spending.