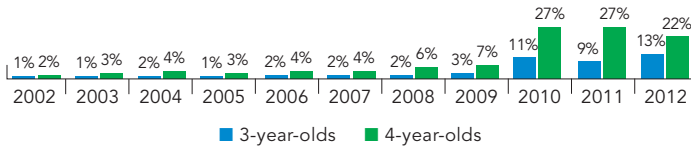
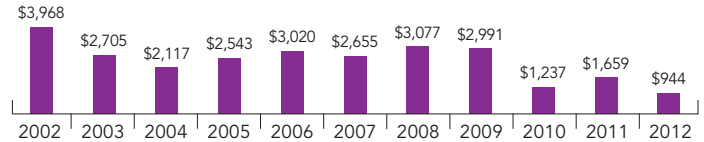


Nebraska

PERCENT OF STATE POPULATION ENROLLED



STATE SPENDING PER CHILD ENROLLED (2012 DOLLARS)



The Nebraska Early Childhood Education Grant Program, which serves children ages 3 to 5, originally started as a pilot program in 1992 and expanded in 2001. Each participating preschool program is required to use at least 70 percent of grant funding to serve children with one of the four following risk factors: eligibility for free or reduced-priced lunch, living in a home in which English is not the primary language, being born prematurely or with a low birth weight, and having teen parents or parents who have not completed high school. One of the goals of this program is to integrate children of diverse social and economic characteristics.

Public schools and education service units that partner with child care centers as well as Head Start agencies and/or human services agencies can be awarded direct funding to provide services. Funding for up to half the cost of a classroom is given to grantees, however, they are required to match 100 percent of the grant funding using local and/or federal sources. A process is used to monitor child, program, and family outcomes each year.

In 2005, legislation that allows 4-year-olds to be included in the school district state-aid formula was passed. School districts must first be approved for three consecutive years to be eligible to include these students in the state aid formula. Since 2005, there has been a large increase in the number of children served in state-funded pre-k. Students in programs receiving aid were included in the enrollment count for the first time during the 2009-2010 school year. Programs receiving state aid should use the same types and levels of matching funding from federal and local sources as are used by non-state programs though the state does not track federal and/or local spending for programs that receive aid.

ACCESS RANKINGS	
4-YEAR-OLDS	3-YEAR-OLDS
18	4

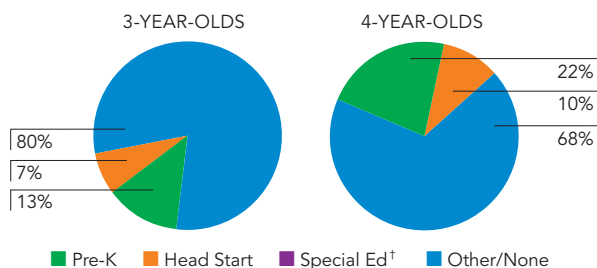
RESOURCES RANKINGS	
STATE SPENDING	ALL REPORTED SPENDING
40	40

NEBRASKA EARLY CHILDHOOD EDUCATION PROGRAM

ACCESS

Total state program enrollment	10,204
School districts that offer state program	75%
Income requirement	185% FPL ¹
Hours of operation	Determined locally ²
Operating schedule	Academic year
Special education enrollment	3,114
Federal Head Start enrollment, ages 3 & 4	4,419
State-funded Head Start enrollment.....	0

STATE PRE-K AND HEAD START ENROLLMENT AS PERCENTAGE OF TOTAL POPULATION



[†] This is an estimate of children in special education who are not enrolled in state-funded pre-K or Head Start.

QUALITY STANDARDS CHECKLIST

POLICY	STATE PRE-K REQUIREMENT	BENCHMARK	DOES REQUIREMENT MEET BENCHMARK?
Early learning standards	Comprehensive	Comprehensive	<input checked="" type="checkbox"/>
Teacher degree	BA	BA	<input checked="" type="checkbox"/>
Teacher specialized training	Certification and EC endorsement ³	Specializing in pre-K	<input checked="" type="checkbox"/>
Assistant teacher degree	12 semester hours in CD or ECE or equivalent	CDA or equivalent	<input checked="" type="checkbox"/>
Teacher in-service	12 clock hours	At least 15 hours/year	<input type="checkbox"/>
Maximum class size		20 or lower	<input checked="" type="checkbox"/>
3-year-olds	20		
4-year-olds	20		
Staff-child ratio		1:10 or better	<input checked="" type="checkbox"/>
3-year-olds	1:10		
4-year-olds	1:10		
Screening/referral	Determined locally; and support services only ⁴	Vision, hearing, health; and at least 1 support service	<input type="checkbox"/>
Meals	Snack	At least 1/day	<input type="checkbox"/>
Monitoring	Other monitoring	Site visits	<input type="checkbox"/>

TOTAL BENCHMARKS MET

6

RESOURCES

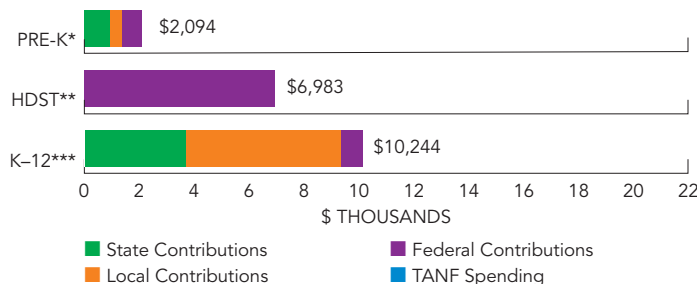
Total state pre-K spending	\$9,629,490
Local match required?	Yes, 100% ⁵
State spending per child enrolled	\$944
All reported spending per child enrolled*	\$2,094

* Pre-K programs may receive additional funds from federal or local sources that are not included in this figure.

** Head Start per-child spending for the 2011-2012 year includes funding only for 3- and 4-year-olds served. Past years' figures have unintentionally included funds for Early Head Start.

*** K-12 expenditures include capital spending as well as current operating expenditures. Data are for the '11-'12 school year, unless otherwise noted.

SPENDING PER CHILD ENROLLED



¹ Seventy percent of each program's funding must be used to serve children having at least one of the risk factors, only one of which is family income. The other risk factors are child disability or developmental delay, non-English speaking family members, teen parent, parents who have not completed high school, or low birth weight or premature birth.

² Most programs operate part-day, 3.5 to 4 hours per day, 4 or 5 days per week.

³ Certification types include ECE Birth-grade 3, Preschool Disabilities Birth-K, and ECE Unified Birth-grade 3.

⁴ Support services include home visits, parent conferences, parent involvement activities, transition to kindergarten activities, and other locally determined services.

⁵ There is a requirement of 100 percent match of grant funds, although it is not required to come from a local source. The state does not track matching funds from local and federal sources for programs that receive state aid so these funds are not reflected in all reported spending.