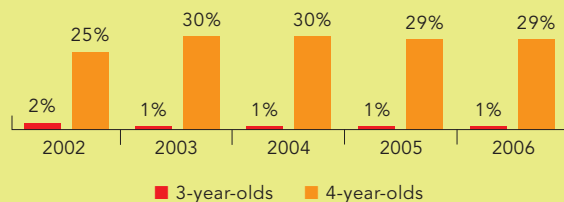
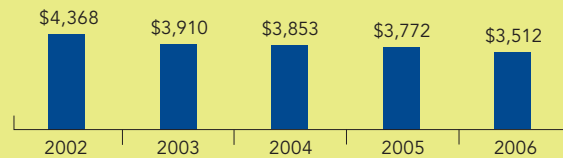


New York

PERCENT OF STATE POPULATION ENROLLED



STATE SPENDING PER CHILD ENROLLED
(2006 DOLLARS)



New York created one of the earliest state prekindergarten programs, the Experimental Prekindergarten (EPK) program, in 1966. The program, now called the Targeted Prekindergarten (TPK) program, serves 4-year-olds in 14 percent of the state's school districts. TPK funding supports half-day preschool in public school settings and also provides social services and family activities. Teachers are required to have a New York State teaching certificate in an early childhood area. The program used to require that at least 80 percent of enrolled children be eligible for one of several programs for low-income families, but as of 2005-2006, all children served must meet this requirement.

In 1997, New York established a second state preschool education initiative, the Universal Prekindergarten (UPK) program, with the intention to offer prekindergarten to all 4-year-olds in the state. However, state funding for the program is not currently sufficient to meet this goal, so the UPK program is offered mostly in the state's larger school districts, serving about a quarter of the 4-year-olds in New York. Districts that receive funding use a random lottery system to select children for enrollment, so all children that apply have an equal opportunity to participate. UPK funds are distributed to school districts, but at least 10 percent of funding must be used in subcontracts with Head Start, private child care centers, or other community agencies. In 2005-2006, more than half of UPK funding was subcontracted to these other providers. While UPK teachers in public schools must meet the same degree and certification requirements as the TPK program, teachers in other settings are not held to this requirement if they are supervised by a certified teacher. However, the state plans to require these teachers to have the same credentials as the public school teachers by 2008.

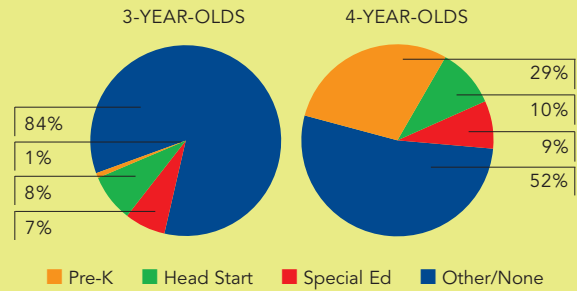
In January 2006, the New York State Board of Regents recommended to the state Legislature that the UPK and TPK programs be combined over the next several years, and that full funding be made available to serve all interested prekindergarten students. This policy recommendation has not been taken up by the Legislature.

In order to document the contributions New York makes to prekindergarten through its two separate initiatives, we first present summary information reflecting the state's overall commitment to prekindergarten. Enrollment and state spending for both the TPK and UPK initiatives are taken into account. Next, we present specific details about each initiative in the state. The third page of this profile focuses exclusively on the UPK program, while the final page focuses exclusively on the TPK program.

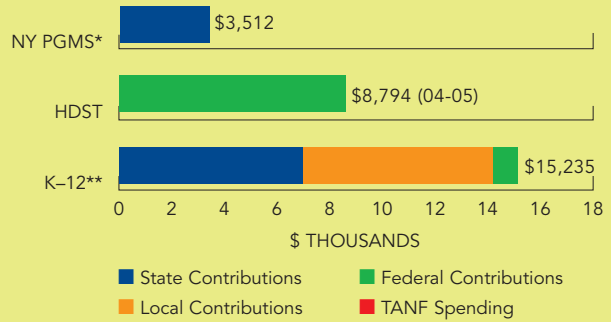
STATE OVERVIEW

Total state program enrollment	72,590
Total state spending	\$254,950,090
State spending per child enrolled	\$3,512
State spending per 3-year-old	\$17
State spending per 4-year-old.....	\$1,005

STATE PRE-K AND HEAD START ENROLLMENT AS PERCENTAGE OF TOTAL POPULATION



SPENDING PER CHILD ENROLLED



* Pre-K programs may receive additional funds from federal or local sources that are not included in this figure.

**K-12 expenditures include capital spending as well as current operating expenditures.

Data are for the '05-'06 school year, unless otherwise noted.

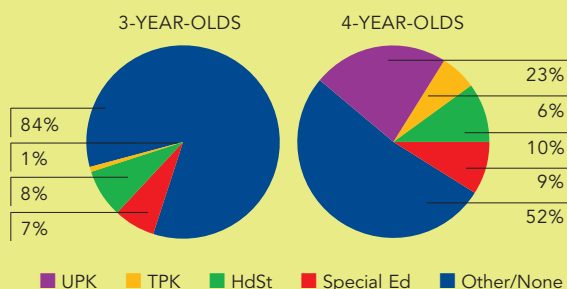
ACCESS RANKING-4s	ACCESS RANKING-3s	RESOURCES RANKING
11	26	17

NEW YORK UNIVERSAL PREKINDERGARTEN

ACCESS

Total state program enrollment	58,080
School districts that offer state program	29%
Income requirement	None
Hours of operation	Determined locally ¹
Operating schedule	Academic year
Special education enrollment	40,422
Federally funded Head Start enrollment	43,222
State-funded Head Start enrollment	0

STATE PRE-K AND HEAD START ENROLLMENT AS PERCENTAGE OF TOTAL POPULATION



QUALITY STANDARDS CHECKLIST

POLICY	STATE PRE-K REQUIREMENT	BENCHMARK	DOES REQUIREMENT MEET BENCHMARK?
Early learning standards.....	Not comprehensive	Comprehensive	<input type="checkbox"/>
Teacher degree.....	BA prior to 1978, MA after (public); 9 credits toward CDA (nonpublic) ²	BA	<input type="checkbox"/>
Teacher specialized training.....	Certification in Birth-Grade 2 (public); 9 credits toward CDA (nonpublic) ³	Specializing in pre-K	<input type="checkbox"/>
Assistant teacher degree.....	Level I certification (public); HSD (nonpublic) ⁴	CDA or equivalent	<input type="checkbox"/>
Teacher in-service	175 clock hours/5 years	At least 15 hours/year	<input checked="" type="checkbox"/>
Maximum class size.....	20 or lower	20 or lower	<input checked="" type="checkbox"/>
3-year-olds	NA		
4-year-olds	20		
Staff-child ratio	1:10 or better	1:10 or better	<input checked="" type="checkbox"/>
3-year-olds	NA		
4-year-olds	1:9 or 3:20		
Screening/referral and support services	Vision, hearing, health; and support services ⁵	Vision, hearing, health; and at least 1 support service	<input checked="" type="checkbox"/>
Meals	Depend on length of program day ⁶	At least 1/day	<input type="checkbox"/>
Monitoring.....	Site visits and other monitoring	Site visits	<input checked="" type="checkbox"/>

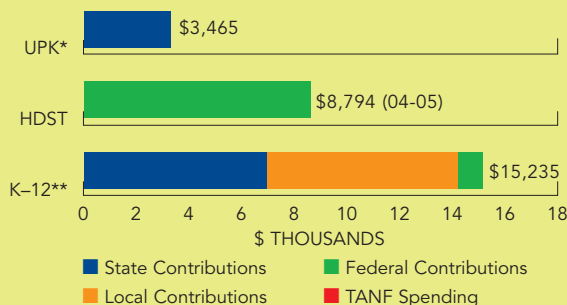
TOTAL BENCHMARKS MET

5

RESOURCES

Total state pre-K spending	\$201,250,090
Local match required?	No
State spending per child enrolled	\$3,465
State spending per 3-year-old.....	\$0
State spending per 4-year-old.....	\$807

SPENDING PER CHILD ENROLLED



* Pre-K programs may receive additional funds from federal or local sources that are not included in this figure.

**K-12 expenditures include capital spending as well as current operating expenditures.

Data are for the '05-'06 school year, unless otherwise noted.

¹ Programs operate for either a half-day (2.5 hours) or full-day (5 hours), 5 days per week.

² Since 2004, programs in nonpublic school settings have been required to meet the same certification requirements as those in public settings. However, a legislative amendment allowed certain community-based organizations to be exempted from this requirement until at least 2008, as long as uncertified teachers receive on-site supervision by certified teachers.

³ Teachers in community-based organizations are currently exempt from certification if they have on-site supervision by a certified teacher.

⁴ Level I certification requires a high school diploma or equivalent and passing of the Assessment of Teaching Assistant Skills Test.

⁵ All children in UPK are considered new entrants to a school district, and are therefore required to have a full diagnostic screening. Support services include parent involvement activities, health services for children, referral to social services, and transition to kindergarten activities. The number of required annual parent conferences or home visits is determined locally.

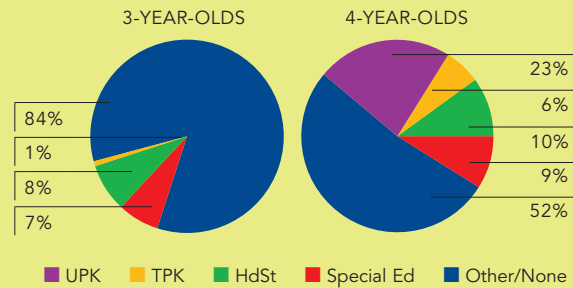
⁶ Programs operating less than 3 hours must provide a nutritional meal or snack. Programs operating more than 3 hours must provide appropriate meals and snacks to ensure that nutritional needs of children are met.

NEW YORK TARGETED PREKINDERGARTEN

ACCESS

Total state program enrollment	14,510
School districts that offer state program	14%
Income requirement	Economically disadvantaged ¹
Hours of operation	Determined locally ²
Operating schedule	Academic year
Special education enrollment	40,422
Federally funded Head Start enrollment	43,222
State-funded Head Start enrollment	0

STATE PRE-K AND HEAD START ENROLLMENT AS PERCENTAGE OF TOTAL POPULATION



QUALITY STANDARDS CHECKLIST

POLICY	STATE PRE-K REQUIREMENT	BENCHMARK	DOES REQUIREMENT MEET BENCHMARK?
Early learning standards.....	Not comprehensive	Comprehensive	<input type="checkbox"/>
Teacher degree.....	BA prior to 1978; MA after	BA	<input checked="" type="checkbox"/>
Teacher specialized training.....	Certification in Birth-Grade 2	Specializing in pre-K	<input checked="" type="checkbox"/>
Assistant teacher degree.....	Level I certification ³	CDA or equivalent	<input type="checkbox"/>
Teacher in-service	175 clock hours/5 years	At least 15 hours/year	<input checked="" type="checkbox"/>
Maximum class size.....		20 or lower	<input checked="" type="checkbox"/>
3-year-olds	20		
4-year-olds	20		
Staff-child ratio		1:10 or better	<input checked="" type="checkbox"/>
3-year-olds	1:9 or 3:20		
4-year-olds	1:9 or 3:20		
Screening/referral and support services	Vision, hearing, health; and support services ⁴	Vision, hearing, health; and at least 1 support service	<input checked="" type="checkbox"/>
Meals	Breakfast or lunch and snack	At least 1/day	<input checked="" type="checkbox"/>
Monitoring.....	Site visits and other monitoring	Site visits	<input checked="" type="checkbox"/>

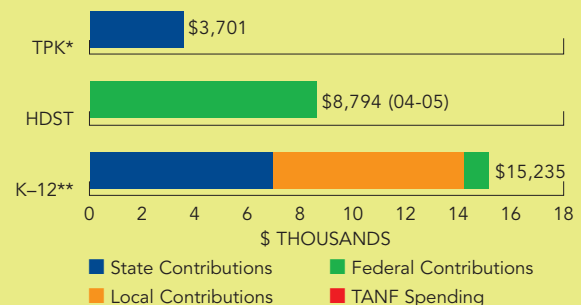
TOTAL BENCHMARKS MET

8

RESOURCES

Total state pre-K spending	\$53,700,000
Local match required?.....	Yes, 11% of total funding
State spending per child enrolled	\$3,701
State spending per 3-year-old.....	\$17
State spending per 4-year-old.....	\$198

SPENDING PER CHILD ENROLLED



* Pre-K programs may receive additional funds from federal or local sources that are not included in this figure.

**K-12 expenditures include capital spending as well as current operating expenditures.

Data are for the '05-'06 school year, unless otherwise noted.

¹ Economically disadvantaged children are those from families eligible for some form of assistance such as TANF, free or reduced-price lunch, food stamps, Medicaid, or unemployment or disability compensation.

² Programs are required to provide a minimum of 12 hours per week and 4 days per week during the academic year. The length of the program day is determined locally, and programs may operate 5 days per week. Typically, programs operate 2.5 hours per day and 5 days per week.

³ Level 1 certification requires a high school diploma or equivalent and passing of the Assessment of Teaching Assistant Skills Test.

⁴ All children in TPK are considered new entrants to a school district, and are therefore required to have a full diagnostic screening. Support services include educational services or job training for parents, parenting support or training, parent involvement activities, health services for children, transition to kindergarten activities, and other services to meet family needs. The number of required annual parent conferences or home visits is determined locally.