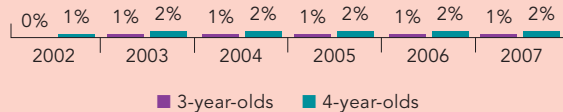
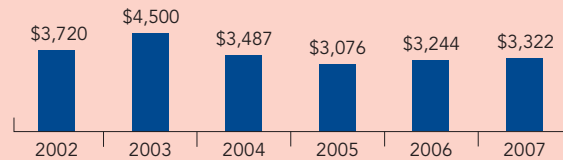


# Nevada

PERCENT OF STATE POPULATION ENROLLED



STATE SPENDING PER CHILD ENROLLED  
(2007 DOLLARS)



Nevada's Early Childhood Education Comprehensive Plan (ECE) began in 2002, providing funds to start new center-based prekindergarten programs and expand programs that already existed. Beginning in 2003, quality standards from the ECE program were also applied to the Classroom on Wheels (COW) initiative, through which buses refurbished as preschool classrooms make stops at sites across the state. COW had started as a grassroots effort and later began receiving state funding. In 2005, a guaranteed set-aside with funding for COW was eliminated, and COW programs were required to compete for funding along with ECE programs. Although the COW model continues to exist, it is no longer a distinct initiative, as COW was absorbed into the ECE program as one of its components effective with the 2006-2007 school year.

The state controls the quality of the ECE program primarily through the requirements of a competitive grant process rather than through explicit program policy. Competitive grants are available to public schools, Head Start centers, private agencies, faith-based centers, and family child care homes. Subcontracting with other agencies is allowed for programs using the COW model. Though ECE primarily serves 3- and 4-year-olds, children become eligible for the program at birth. Eligibility criteria are determined by individual grantees, but programs must identify needs in their communities. Typically the grantees define the need for services on the basis of low-income or English Language Learner status.

Starting with the 2007-2008 school year, the name of Nevada's state-funded preschool initiative changed from the Early Childhood Education Comprehensive Plan to the Nevada Pre-Kindergarten Education Program. Also, the age range for children in the program narrowed to children from ages 3 to 5.

ACCESS RANKINGS	
4-YEAR-OLDS	3-YEAR-OLDS
36	26

RESOURCES RANKINGS	
STATE SPENDING	ALL REPORTED SPENDING
23*	28

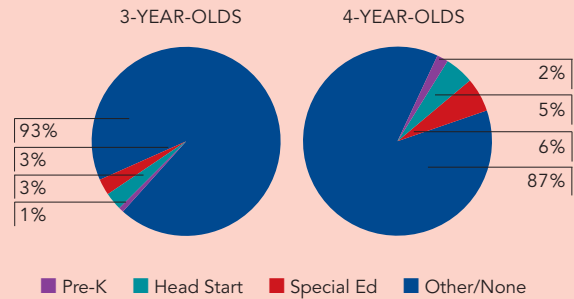
\* In previous Yearbooks, only state spending was ranked.

# NEVADA EARLY CHILDHOOD EDUCATION COMPREHENSIVE PLAN

## ACCESS

Total state program enrollment .....	949
School districts that offer state program.....	71%
Income requirement .....	None <sup>1</sup>
Hours of operation.....	Determined locally <sup>2</sup>
Operating schedule .....	Academic year
Special education enrollment .....	3,131
Federally funded Head Start enrollment.....	2,834
State-funded Head Start enrollment .....	0

STATE PRE-K AND HEAD START ENROLLMENT AS PERCENTAGE OF TOTAL POPULATION



## QUALITY STANDARDS CHECKLIST

POLICY	STATE PRE-K REQUIREMENT	BENCHMARK	DOES REQUIREMENT MEET BENCHMARK?
Early learning standards .....	Comprehensive	Comprehensive	<input checked="" type="checkbox"/>
Teacher degree .....	BA <sup>3</sup>	BA	<input checked="" type="checkbox"/>
Teacher specialized training .....	ECE license (36 units in ECE) <sup>3,4</sup>	Specializing in pre-K	<input checked="" type="checkbox"/>
Assistant teacher degree .....	HSD	CDA or equivalent	<input type="checkbox"/>
Teacher in-service .....	5 credit hours/5 years	At least 15 hours/year	<input checked="" type="checkbox"/>
Maximum class size .....		20 or lower	<input checked="" type="checkbox"/>
3-year-olds .....	16		
4-year-olds .....	20		
Staff-child ratio .....		1:10 or better	<input checked="" type="checkbox"/>
3-year-olds .....	1:8		
4-year-olds .....	1:10		
Screening/referral .....	Support services only <sup>5</sup>	Vision, hearing, health; and at least 1 support service	<input type="checkbox"/>
Meals.....	None	At least 1/day	<input type="checkbox"/>
Monitoring .....	Site visits and other monitoring	Site visits	<input checked="" type="checkbox"/>

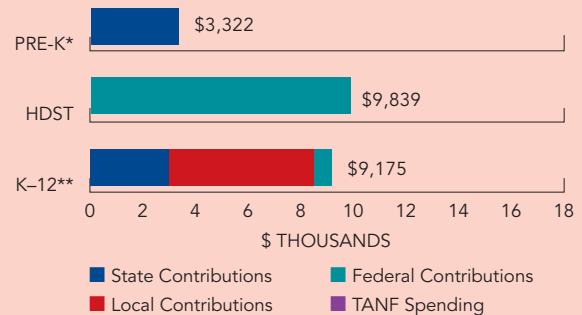
**TOTAL BENCHMARKS MET**

**7**

## RESOURCES

Total state pre-K spending.....	\$3,152,479
Local match required?.....	No
State spending per child enrolled.....	\$3,322
All reported spending per child enrolled* .....	\$3,322

SPENDING PER CHILD ENROLLED



\* Pre-K programs may receive additional funds from federal or local sources that are not included in this figure.

\*\* K-12 expenditures include capital spending as well as current operating expenditures.

Data are for the '06-'07 school year, unless otherwise noted.

<sup>1</sup> Although there is no income requirement, all programs must indicate that there is a need for pre-K services in their communities. Typically, programs define the need in their communities by low-income or ELL status.

<sup>2</sup> Most programs operate 2.5-3 hours per day, 4 or 5 days per week. Programs must operate at least 10 hours per week.

<sup>3</sup> COW teachers already employed as of 2003-2004 were grandfathered in and do not have to meet current teacher training requirements, but are expected to work toward meeting them.

<sup>4</sup> The requirement for specialized training may be met with a Birth-Kindergarten license or a Birth-Grade 2 license.

<sup>5</sup> Screening and referral requirements are decided at the local level. Support services include parenting support or training and parent involvement activities that typically encompass parent conferences.