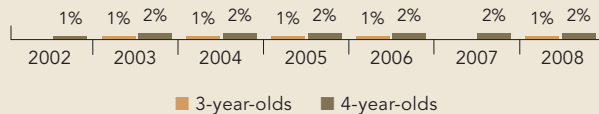
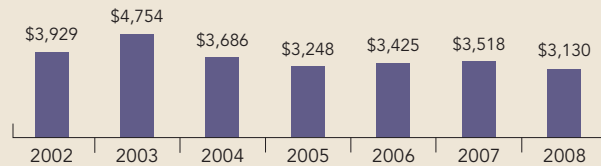


Nevada

PERCENT OF STATE POPULATION ENROLLED



STATE SPENDING PER CHILD ENROLLED
(2008 DOLLARS)



The Nevada State PreKindergarten Education Program began in 2001 as the Early Childhood Education Comprehensive Plan. The program provides funds to launch new preschool education programs and expand existing programs. The focus is on providing preschool for 3- to 5-year-olds, with eligibility criteria determined by individual grantees. In determining eligibility criteria, programs are required to identify needs in their communities. Priority for enrollment is given to 4- and 5-year-olds who will be eligible for kindergarten the following year. Children may also be eligible if they are from low-income families, are English Language Learners, or have an IEP.

The quality of the program is controlled by the state through the requirements of a competitive grant process rather than through explicit program policy. Grantees may include school districts or community organizations. Funding is based on the needs expressed by the grantees through their grant application.

In an attempt to assess the learning gains of children identified as Limited English Proficient (43 percent of enrollment), the program has implemented a statewide pilot project using the PreLAS, a measure of oral language proficiency and pre-literacy skills. The state is also working to adopt a program quality assessment protocol that includes classroom observation instruments such as the ECERS-R and the ELLCO.

ACCESS RANKINGS	
4-YEAR-OLDS	3-YEAR-OLDS
37	24

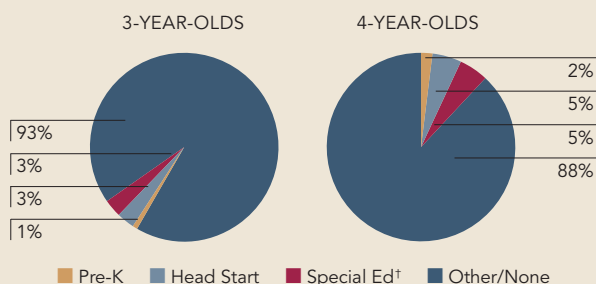
RESOURCES RANKINGS	
STATE SPENDING	ALL REPORTED SPENDING
27	32

NEVADA STATE PREKINDERGARTEN EDUCATION PROGRAM

ACCESS

Total state program enrollment	1,039
School districts that offer state program	53%
Income requirement	None ¹
Hours of operation	Determined locally ²
Operating schedule	Academic year
Special education enrollment	3,210
Federally funded Head Start enrollment	2,769
State-funded Head Start enrollment	0

STATE PRE-K AND HEAD START ENROLLMENT AS PERCENTAGE OF TOTAL POPULATION



[†] This number represents children in special education who are not enrolled in Head Start, but includes children who are enrolled in state-funded pre-K.

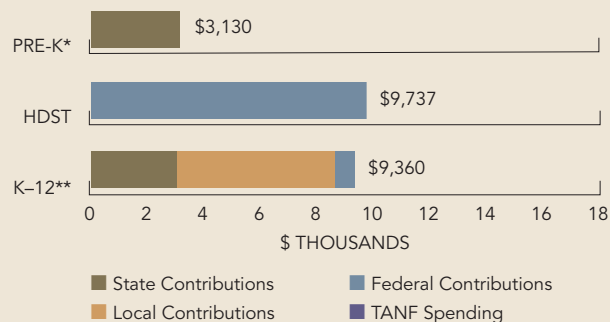
QUALITY STANDARDS CHECKLIST

POLICY	STATE PRE-K REQUIREMENT	BENCHMARK	DOES REQUIREMENT MEET BENCHMARK?	<div style="border: 1px solid black; padding: 5px; text-align: center;"> TOTAL BENCHMARKS MET 7 </div>
Early learning standards	Comprehensive	Comprehensive	<input checked="" type="checkbox"/>	
Teacher degree	BA ³	BA	<input checked="" type="checkbox"/>	
Teacher specialized training	ECE license - Birth-K or Birth-Grade 2 ³	Specializing in pre-K	<input checked="" type="checkbox"/>	
Assistant teacher degree	HSD	CDA or equivalent	<input type="checkbox"/>	
Teacher in-service.....	6 credit hours/5 years	At least 15 hours/year	<input checked="" type="checkbox"/>	
Maximum class size		20 or lower	<input checked="" type="checkbox"/>	
3-year-olds	16			
4-year-olds	20			
Staff-child ratio		1:10 or better	<input checked="" type="checkbox"/>	
3-year-olds	1:8			
4-year-olds	1:10			
Screening/referral	Support services only ⁴	Vision, hearing, health; and at least 1 support service	<input type="checkbox"/>	
Meals	None	At least 1/day	<input type="checkbox"/>	
Monitoring	Site visits and other monitoring	Site visits	<input checked="" type="checkbox"/>	

RESOURCES

Total state pre-K spending	\$3,251,671
Local match required?	No
State spending per child enrolled	\$3,130
All reported spending per child enrolled*	\$3,130

SPENDING PER CHILD ENROLLED



* Pre-K programs may receive additional funds from federal or local sources that are not included in this figure.

**K-12 expenditures include capital spending as well as current operating expenditures.

Data are for the '07-'08 school year, unless otherwise noted.

¹ Although there is no income requirement, all programs give priority to children who are English Language Learners, have an IEP, or are from low-income families.
² Programs are required to operate a minimum of 10 hours per week. Full days are allowed, but all programs operate 2.5-3 hours per day, 4 or 5 days per week due to limited funding.
³ Classroom on Wheels (COW) teachers already employed as of 2003-2004 were grandfathered in and do not have to meet these requirements currently, but are

expected to work toward meeting them. All new hires must be credentialed teachers, and most COW classrooms now have a credentialed teacher.

⁴ Screening and referral requirements are decided at the local level. Support services include parenting support or training and parent involvement activities that typically encompass home visits, classroom volunteering, literacy nights, parenting classes, workshops, ESL classes, and parent conferences.