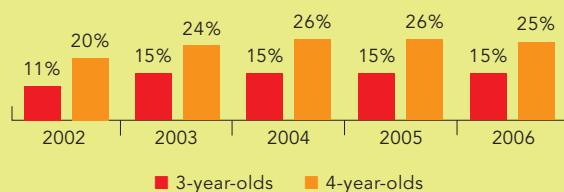
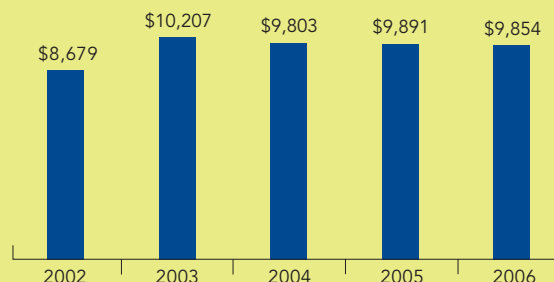


New Jersey

PERCENT OF STATE POPULATION ENROLLED



STATE SPENDING PER CHILD ENROLLED
(2006 DOLLARS)



A 1998 mandate from New Jersey's Supreme Court led to the creation of the Abbott preschool program, which is offered to all 3- and 4-year-olds in the state's highest poverty districts. The program is currently available in the 31 school districts where at least 40 percent of children qualify for free or reduced-price lunch. Funds from the state Department of Education are provided to Abbott school districts, which may serve children directly or contract with Head Start or private child care providers to offer services. Abbott districts receive additional funds from the state Department of Human Services for extended-day services. Funding for Abbott prekindergarten programs supports teacher salaries that are comparable to those of public school teachers.

New Jersey also provides preschool education through Non-Abbott Early Childhood Program Aid (ECPA), which funds half-day preschool primarily for 4-year-olds in 101 additional districts. ECPA funds are also used to fund full-day kindergarten or improve services for children up to grade 3. The ECPA prekindergarten program is available in school districts where 20 to 40 percent of children are eligible for free or reduced-price lunch. Most preschool programs operate in public schools, but some districts contract with private child care centers or Head Start to provide services. ECPA programs currently require just one teacher per classroom of 25 children, without an additional staff person present. However, beginning in the 2008-2009 school year, the staff-child ratio will change to 2:18.

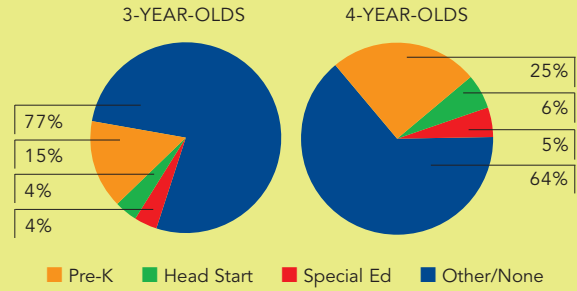
New Jersey started a third prekindergarten program, the Early Launch to Learning Initiative (ELLI), in 2004 as part of a state effort to provide access to high-quality preschool education for all 4-year-olds by 2010. The state encourages all school districts serving elementary-age children to apply for funding, including districts already providing preschool that need additional funding to cover all income-eligible children. Also, districts receiving Non-Abbott ECPA funding may apply for ELLI funds to improve program quality or extend the program hours to a full day. The level of ELLI funding is based on the number of low-income children to be served in the district and the length of the program day. ELLI funding was higher in 2005-2006 than in 2004-2005, primarily because programs used additional "special request" quality enhancement dollars.

In order to document the contributions New Jersey makes to preschool education through its separate initiatives, we first present summary information reflecting the state's overall commitment to prekindergarten. Enrollment and state spending for the Abbott, ECPA, and ELLI initiatives are taken into account. Next, we present specific details about each initiative in the state. The third page of this profile focuses exclusively on the Abbott program; the fourth page focuses exclusively on the ECPA program; and the final page focuses exclusively on the ELLI program.

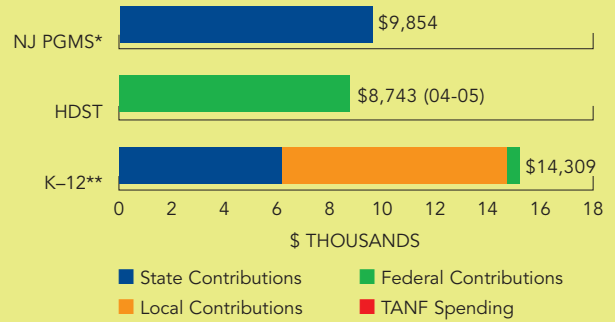
STATE OVERVIEW

Total state program enrollment	46,261
Total state spending	\$455,843,248
State spending per child enrolled	\$9,854
State spending per 3-year-old.....	\$1,625
State spending per 4-year-old.....	\$2,289

STATE PRE-K AND HEAD START ENROLLMENT AS PERCENTAGE OF TOTAL POPULATION



SPENDING PER CHILD ENROLLED¹



* Pre-K programs may receive additional funds from federal or local sources that are not included in this figure.

**K-12 expenditures include capital spending as well as current operating expenditures.

Data are for the '05-'06 school year, unless otherwise noted.

ACCESS RANKING-4s	ACCESS RANKING-3s	RESOURCES RANKING
12	1	1

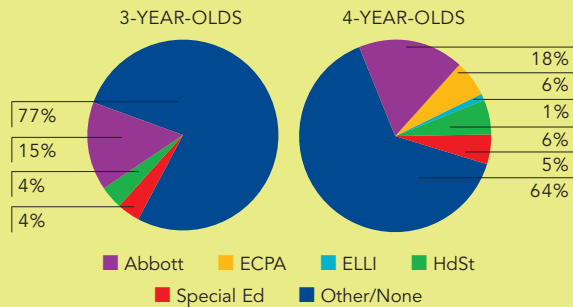
¹ State per-child spending in New Jersey appears to be higher for state prekindergarten programs than for K-12 education, but in fact this is not the case in the districts that offer state pre-K. More than 80 percent of state prekindergarten enrollment is in Abbott districts, which also have a K-12 state aid payment nearly 3 times the statewide average per child.

NEW JERSEY ABBOTT PRESCHOOL PROGRAM

ACCESS

Total state program enrollment	38,439
School districts that offer state program	5%
Income requirement	None ¹
Hours of operation	10 hours/day, 5 days/week ²
Operating schedule.....	Determined locally ²
Special education enrollment.....	10,729
Federally funded Head Start enrollment	12,463
State-funded Head Start enrollment	0

STATE PRE-K AND HEAD START ENROLLMENT AS PERCENTAGE OF TOTAL POPULATION



QUALITY STANDARDS CHECKLIST

POLICY	STATE PRE-K REQUIREMENT	BENCHMARK	DOES REQUIREMENT MEET BENCHMARK?
Early learning standards	Comprehensive	Comprehensive	<input checked="" type="checkbox"/>
Teacher degree	BA ³	BA	<input checked="" type="checkbox"/>
Teacher specialized training	Certification in pre-K-3	Specializing in pre-K	<input checked="" type="checkbox"/>
Assistant teacher degree	HSD	CDA or equivalent	<input type="checkbox"/>
Teacher in-service	100 clock hours/5 years	At least 15 hours/year	<input checked="" type="checkbox"/>
Maximum class size	20 or lower		<input checked="" type="checkbox"/>
3-year-olds	15		
4-year-olds	15		
Staff-child ratio	1:10 or better		<input checked="" type="checkbox"/>
3-year-olds.....	2:15		
4-year-olds.....	2:15		
Screening/.....	Vision, hearing, health, and developmental; and support services ⁴	Vision, hearing, health; and at least 1 support service	<input checked="" type="checkbox"/>
Meals.....	Breakfast, lunch and snack	At least 1/day	<input checked="" type="checkbox"/>
Monitoring.....	Site visits and other monitoring	Site visits	<input checked="" type="checkbox"/>

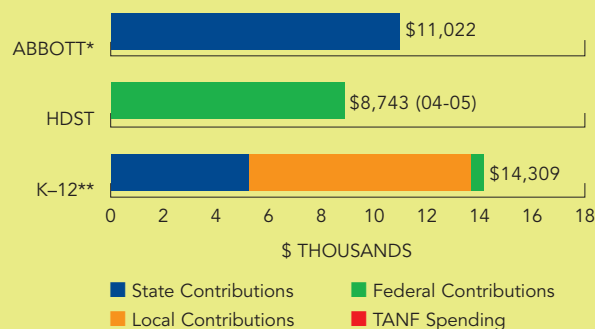
TOTAL BENCHMARKS MET

9

RESOURCES

Total state pre-K spending	\$423,656,248 ⁵
Local match required?	No
State spending per child enrolled	\$11,022
State spending per 3-year-old	\$1,619
State spending per 4-year-old	\$2,018

SPENDING PER CHILD ENROLLED ⁶



* Pre-K programs may receive additional funds from federal or local sources that are not included in this figure.

**K-12 expenditures include capital spending as well as current operating expenditures.

Data are for the '05-'06 school year, unless otherwise noted.

¹ Only districts where at least 40% of children qualify for free or reduced-price lunch receive funding through this initiative. All 3- and 4-year-old children within those districts are eligible to participate.

² Funds from the Department of Human Services (DHS) are combined with DOE funds to operate programs for 10 hours per day and 245 days per year. At least 180 days must include the 6-hour educational day plus 4 hours of wrap-around services. Some districts may choose to provide 10 hours of service per day for more than 180 days.

³ Teachers who worked in center-based programs before the degree requirement was implemented had until September 2006 to meet the requirement. In 2005, fewer than 1.5% of teachers did not yet meet the degree requirement.

⁴ Support services include parenting support or training, parent involvement activities, health services for children, information about nutrition, referral to social services, and transition to kindergarten activities.

⁵ This figure reflects DOE funds only, and does not include additional funds from the DHS. The DOE mandates and pays for a 6-hour educational day, and the DHS provides funds to extend operation to a 10-hour day.

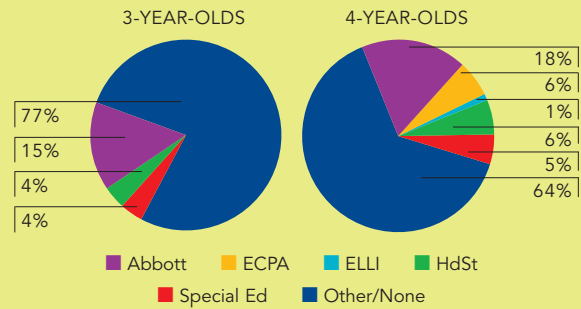
⁶ State per-child spending in New Jersey appears to be higher for state prekindergarten programs than for K-12 education, but in fact this is not the case in the districts that offer state pre-K. More than 80 percent of state prekindergarten enrollment is in Abbott districts, which also have a K-12 state aid payment nearly 3 times the statewide average per child.

NEW JERSEY NON-ABBOTT EARLY CHILDHOOD PROGRAM AID

ACCESS

Total state program enrollment	7,270
School districts that offer state program	17%
Income requirement	None ¹
Hours of operation	At least 2.75 hours/day, 5 days/week
Operating schedule	Academic year
Special education enrollment.....	10,729
Federally funded Head Start enrollment	12,463
State-funded Head Start enrollment	0

STATE PRE-K AND HEAD START ENROLLMENT AS PERCENTAGE OF TOTAL POPULATION



QUALITY STANDARDS CHECKLIST

POLICY	STATE PRE-K REQUIREMENT	BENCHMARK	DOES REQUIREMENT MEET BENCHMARK?
Early learning standards	Comprehensive	Comprehensive	<input checked="" type="checkbox"/>
Teacher degree	BA	BA	<input checked="" type="checkbox"/>
Teacher specialized training	Certification in pre-K-3	Specializing in pre-K	<input checked="" type="checkbox"/>
Assistant teacher degree	HSD	CDA or equivalent	<input type="checkbox"/>
Teacher in-service	100 clock hours/5 years	At least 15 hours/year	<input checked="" type="checkbox"/>
Maximum class size.....		20 or lower	<input type="checkbox"/>
3-year-olds	25		
4-year-olds	25		
Staff-child ratio		1:10 or better	<input type="checkbox"/>
3-year-olds.....	1:25 ²		
4-year-olds.....	1:25 ²		
Screening/.....	Vision, hearing, health, and referral and support services	Vision, hearing, health; and at least 1 support service	<input checked="" type="checkbox"/>
Meals	Depend on length of program day ⁴	At least 1/day	<input type="checkbox"/>
Monitoring.....	Site visits and other monitoring	Site visits	<input checked="" type="checkbox"/>

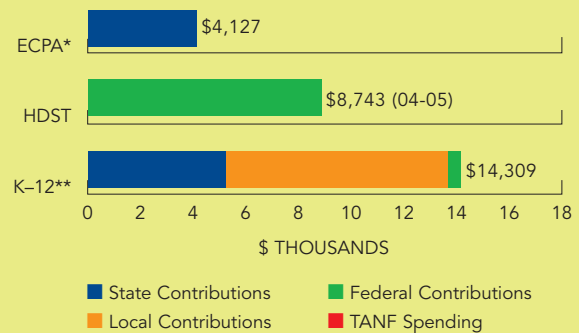
TOTAL BENCHMARKS MET

6

RESOURCES

Total state pre-K spending	\$30,000,000 ⁵
Local match required?	No
State spending per child enrolled	\$4,127
State spending per 3-year-old.....	\$6
State spending per 4-year-old.....	\$252

SPENDING PER CHILD ENROLLED



¹ Pre-K programs may receive additional funds from federal or local sources that are not included in this figure.

² K-12 expenditures include capital spending as well as current operating expenditures.

Data are for the '05-'06 school year, unless otherwise noted.

³ Only districts where 20 to 40% of children qualify for free or reduced-price lunch receive funding through this initiative. All 3- and 4-year-old children within those districts are eligible to participate. However, the program is only open to 3-year-olds once the district has offered full-day kindergarten to all age-eligible children, and either half- or full-day preschool to all 4-year-olds.

⁴ This teacher-child ratio requirement is the same as is mandated for kindergarten classrooms. Beginning in July 2008, the ratio requirement for ECPA will be 2:18.

⁵ Support services include education services or job training for parents, parent involvement activities, transition to kindergarten activities, and other locally determined services.

⁶ Meals are required in full-day programs.

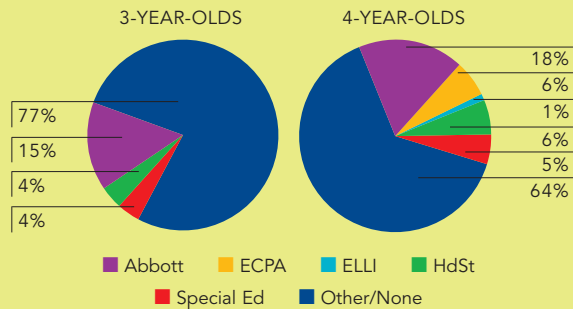
⁷ This figure is an estimate of state funds directed to services for preschool-age children.

NEW JERSEY EARLY LAUNCH TO LEARNING INITIATIVE

ACCESS

Total state program enrollment	552
School districts that offer state program	5%
Income requirement	185% FPL ¹
Hours of operation	Determined locally ²
Operating schedule	Academic year
Special education enrollment	10,729
Federally funded Head Start enrollment	12,463
State-funded Head Start enrollment	0

STATE PRE-K AND HEAD START ENROLLMENT AS PERCENTAGE OF TOTAL POPULATION



QUALITY STANDARDS CHECKLIST

POLICY	STATE PRE-K REQUIREMENT	BENCHMARK	DOES REQUIREMENT MEET BENCHMARK?
Early learning standards	Comprehensive	Comprehensive	<input checked="" type="checkbox"/>
Teacher degree	BA	BA	<input checked="" type="checkbox"/>
Teacher specialized training	Certification in pre-K-3	Specializing in pre-K	<input checked="" type="checkbox"/>
Assistant teacher degree	HSD	CDA or equivalent	<input type="checkbox"/>
Teacher in-service	100 clock hours/5 years	At least 15 hours/year	<input checked="" type="checkbox"/>
Maximum class size		20 or lower	<input checked="" type="checkbox"/>
3-year-olds	NA		
4-year-olds	20		
Staff-child ratio		1:10 or better	<input checked="" type="checkbox"/>
3-year-olds	NA		
4-year-olds	1:10		
Screening/referral and support services	Vision, hearing, health, and developmental; and support services ³	Vision, hearing, health; and at least 1 support service	<input checked="" type="checkbox"/>
Meals	Depend on length of program day ⁴	At least 1/day	<input type="checkbox"/>
Monitoring	Site visits and other monitoring	Site visits	<input checked="" type="checkbox"/>

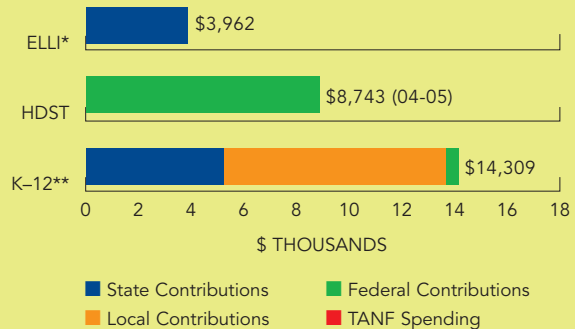
TOTAL BENCHMARKS MET

8

RESOURCES

Total state pre-K spending	\$2,187,000
Local match required?	Yes ⁵
State spending per child enrolled	\$3,962
State spending per 3-year-old	\$0
State spending per 4-year-old	\$19

SPENDING PER CHILD ENROLLED



* Pre-K programs may receive additional funds from federal or local sources that are not included in this figure.

** K-12 expenditures include capital spending as well as current operating expenditures.

Data are for the '05-'06 school year, unless otherwise noted.

¹ Special circumstances may be considered beyond income, such as parental health or the number of children in a household under the age of 5.

² Programs operate either half-day (2 hours, 45 minutes) or full-day (6 hours), and for 5 days per week.

³ Support services include parent involvement activities and transition to kindergarten activities.

⁴ Full-day programs must offer breakfast and lunch.

⁵ Special education and local funding or tuition must be used to meet costs beyond DOE funding.