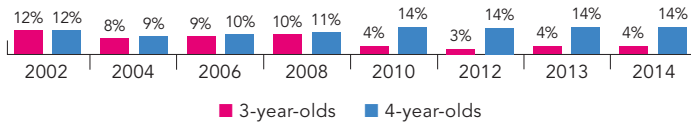


# Massachusetts

PERCENT OF STATE POPULATION ENROLLED\*



STATE SPENDING PER CHILD ENROLLED\* (2014 DOLLARS)



The Massachusetts Department Early Education and Care (EEC) was established in 2005 to improve quality, affordability, and access to preschool education services. The same year EEC was created, the state started its Universal Pre-kindergarten (UPK) initiative, which serves children from age 2 years, 9 months, until they arrive at the locally determined kindergarten eligibility age.

Public schools, private child care centers, Head Start programs, family child care, and faith-based centers are eligible for UPK grants if they offer full-day, full-year services. UPK is usually a competitive grant program, though renewal grants had been used in recent years during funding constraints. During the 2013-2014 program year, the state issued: \$6 million in renewal grants for the existing UPK grantees and roughly \$692,000 for the open competitive grant for new programs. Individual child eligibility is not based on income level, though programs must be willing to serve children from families with income levels at or below 85 percent of the state's median income (SMI). UPK was assessed for process quality during the 2008-2009 and 2009-2010 school years. The grant eligibility requirements have been streamlined for renewal grants in the 2014-2015 school year. Programs must meet at least level 3 on the EEC's QRIS Program Manager (QPM) and must also have an income-eligible contract, and/or voucher agreement in place and be willing to accept EEC-subsidized or low-income children. Programs must be accredited by one of several eligible agencies, including NAEYC. Programs are also required to collect formative assessment data on all children and demonstrate pre-K to third grade alignment with the local school district.

Massachusetts also offers the Inclusive Preschool Learning Environment Grant, the so-called Grant 391 program. This program has funded typically developing preschool children, since 1985, to enroll alongside students with disabilities served in inclusion classrooms. There is no income qualification for enrollment in this program. In the 2013-2014 school year, the Grant 391 program was offered in 186 cities/towns. In 2013, a reduction in state funding was forecasted. The federal sequestration impacted the IPLE grant funded programs by reducing the number of classrooms and program closures.

Massachusetts is gradually phasing programs into its Quality Rating & Improvement System (QRIS). All UPK grantees are required to participate. By the 2012-2013 school year, all programs that work with EEC beyond licensing were added to the QRIS. In FY2014, all Head Start sites must participate as well. Programs must achieve no less than 100 percent QRIS participation of their total center-based and family child care sites. UPK grantees not only participate in the QRIS, but also allow for on-site ECERS/FCCERS observations to be carried out by EEC staff. EEC staff, with parent permission, provide child-level data using a State Assigned Student Identification or program-specific child ID number as well as collect staff information for EEC's Professional Qualifications Registry. Massachusetts is performing a study to validate this QRIS as part of its Race to the Top-Early Learning Challenge award.

The Massachusetts Board of Elementary and Secondary Education adopted new regulations in June 2012, which include a requirement that all incumbent core academic teachers of ELLs earn a Sheltered English Immersion Teacher Endorsement by July 1, 2016. Early childhood education teachers in all Massachusetts public schools, charter schools and collaborative are covered by these policies. In the 2014-2015 school year, a \$750,000 state appropriation for K1 classrooms will allow cities/towns, regional school districts and educational collaborative to provide educational opportunities on a voluntary basis to 4-year-olds in the district through the creation of pre-kindergarten classrooms. Two grants will be funded: \$500,000 will be used for Preschool Access and Quality Grants and another \$250,000 will be used for Preschool Quality Enhancement Grants. In 2014, Massachusetts was awarded a competitive federal Preschool Development Grants for \$15 million.

Massachusetts also provides \$8 million dollars for an additional 235 slots for eligible children in the federal Head Start program, as well as funding for before- and after-care services. State supplemental funding is also used for quality-improvement purposes within Head Start, including professional development opportunities for staff.

This profile focuses on UPK and Grant 391, which are reported together because both programs have similar requirements and standards.

ACCESS RANKINGS	
4-YEAR-OLDS	3-YEAR-OLDS
28	18

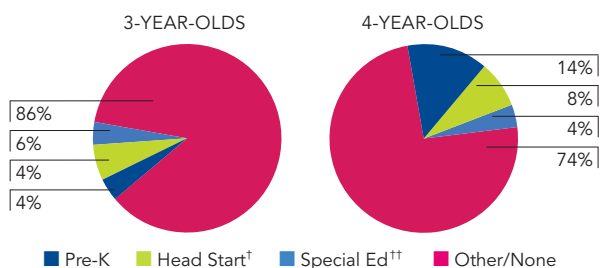
RESOURCES RANKINGS	
STATE SPENDING	ALL REPORTED SPENDING
25	27

# UNIVERSAL PRE-KINDERGARTEN GRANT (UPK) AND INCLUSIVE PRESCHOOL LEARNING ENVIRONMENT GRANT (IPLE-GRANT 391)

## ACCESS

Total state program enrollment .....	12,991
School districts that offer state program.....	63% (town/communities)
Income requirement .....	85% SMI (UPK); None (Grant 391) <sup>1</sup>
Hours of operation.....	Determined locally, varies by program <sup>2</sup>
Operating schedule .....	Determined locally <sup>2</sup>
Special education enrollment, ages 3 and 4 .....	9,950
Federally funded Head Start enrollment, ages 3 and 4 .....	9,787
State-funded Head Start enrollment, ages 3 and 4 .....	211 <sup>3</sup>

STATE PRE-K AND HEAD START ENROLLMENT AS PERCENTAGE OF TOTAL POPULATION



† Some Head Start children may also be counted in state pre-K.  
 †† Estimates children in special education not also enrolled in state pre-K or Head Start.

## QUALITY STANDARDS CHECKLIST

POLICY	STATE PRE-K REQUIREMENT	BENCHMARK	DOES REQUIREMENT MEET BENCHMARK?
Early learning standards .....	Comprehensive .....	Comprehensive	<input checked="" type="checkbox"/>
Teacher degree .....	BA (public); None (nonpublic) <sup>4</sup> .....	BA	<input type="checkbox"/>
Teacher specialized training .....	EC Teacher of Students with and without Disabilities (public); 3 credits (nonpublic) <sup>4</sup> .....	Specializing in pre-K	<input type="checkbox"/>
Assistant teacher degree .....	HSD or equivalent (public); 18 years + 3 credit CD course (nonpublic) <sup>5</sup> .....	CDA or equivalent	<input type="checkbox"/>
Teacher in-service.....	150 clock hours/5 years (IPLE); 20 clock hours/year (UPK) .....	At least 15 hours/year	<input checked="" type="checkbox"/>
Maximum class size.....	.....	20 or lower	<input checked="" type="checkbox"/>
3-year-olds .....	.....20		
4-year-olds .....	.....20		
Staff-child ratio .....	.....	1:10 or better	<input checked="" type="checkbox"/>
3-year-olds .....	.....1:10 (UPK); 1:7-10 (IPLE)		
4-year-olds .....	.....1:10 (UPK); 1:7-10 (IPLE) <sup>6</sup>		
Screening/referral .....	Vision, hearing, developmental; <sup>7</sup> and support services .....	Vision, hearing, health; and at least 1 support service	<input checked="" type="checkbox"/>
Meals .....	Depends on length of program day <sup>8</sup> .....	At least 1/day	<input type="checkbox"/>
Monitoring .....	Site visits and other monitoring <sup>9</sup> .....	Site visits	<input checked="" type="checkbox"/>

**TOTAL BENCHMARKS MET**

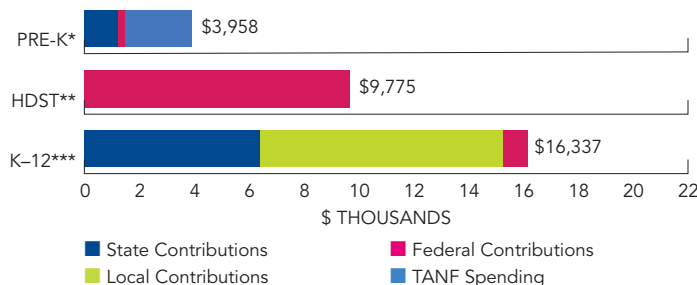
6

## RESOURCES

Total state pre-K spending .....	\$47,978,701 <sup>10</sup>
Local match required? .....	Yes
State spending per child enrolled .....	\$3,693
All reported spending per child enrolled*.....	\$3,958

\* Pre-K programs may receive additional funds from federal or local sources that are not included in this figure.  
 \*\* Head Start per-child spending for the 2013-2014 year includes funding only for 3- and 4-year-olds served. Past years figured have unintentionally included funds for Early Head Start.  
 \*\*\* K-12 expenditures include capital spending as well as current operating expenditures. Data are for the '13-'14 school year, unless otherwise noted.

SPENDING PER CHILD ENROLLED



<sup>1</sup> In the UPK programs, any child may enroll, yet programs are selected to receive UPK funding based on program and child characteristics. The income requirement is for children receiving subsidy money.  
<sup>2</sup> Hours vary by type of program and setting and are determined locally. UPK grantees are required to offer or provide access to full-day and full-year services. For Grant 391, grantees follow the public school calendar which is determined locally.  
<sup>3</sup> Massachusetts was not able to break its state-funded Head Start enrollment down by single year of age. As a result, this figure is an estimate based on the percentage of federal Head Start enrollees in Massachusetts who were 3 or 4 years old.  
<sup>4</sup> All teachers must have an Early Childhood Certification. Public school teachers must have a pre-K to grade 2 certification. Nonpublic school teachers must be certified by the Department of Early Education and Care. Teachers must either be 21 years old or have a high school diploma, and must complete a 3-credit college course in child growth and development.

<sup>5</sup> Assistant teachers in nonpublic settings must complete a 3-credit child development course. For 391 grants, the ratio can range from 1:7 to 1:10 based upon the number of children with disabilities enrolled in the session.  
<sup>6</sup> Programs are not required to provide these services directly. However, all LEAs are required to provide screenings and referrals under "child find," and screenings and referrals are available to all children in non-LEAs through services in the public schools. Required support services include parent conferences or home visits. Additional support services are determined locally.  
<sup>8</sup> Programs operating fewer than 4 hours per day must provide snacks, and programs operating between 4 and 9 hours must provide a regularly scheduled meal in addition to a snack. Programs operating more than 9 hours must provide two meals and two snacks.  
<sup>9</sup> UPK conducts site visits approximately once a year and all sites are visited. Grant 391 programs are all visited within a six-year cycle.  
<sup>10</sup> Total spending by program was: Grant 391/IPLE budget allocation FY14, \$8,342,828; UPK budget allocation, \$7,500,000 plus \$32,149,969 in TANF/CCDF.