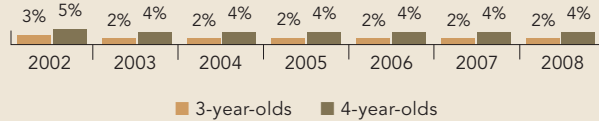
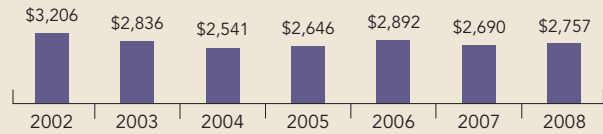


# Missouri

PERCENT OF STATE POPULATION ENROLLED



STATE SPENDING PER CHILD ENROLLED  
(2008 DOLLARS)



Since 1998, Missouri has used gaming revenues to fund the Missouri Preschool Project (MPP). With funds distributed through the Early Childhood Development Education and Care Fund, the state-funded program serves 3- and 4-year-olds in programs operating in public schools, private child care centers, and nonprofit agencies.

Funds are awarded through a competitive grant process, with priority given to programs serving children with special needs or from low-income families. With the goal of providing access to all families regardless of income, local programs offer sliding payment scales based on criteria such as free or reduced-price lunch eligibility.

All teachers who were hired after July 1, 2005, regardless of setting, must have a bachelor's degree and specialization in early childhood. New grantees must meet this teacher education requirement in order to receive state funding. Grantees must also set aside at least 10 percent of their MPP funding to provide professional development for teachers who are working within the same community for other licensed programs.

For the 2008-2009 school year, assistant teachers in public and nonpublic settings will be required to have completed 60 college hours and have experience working in a program with young children and their families. Previously they were required to have a high school vocational certificate in early childhood care and education and a high school diploma to be certified to teach.

ACCESS RANKINGS	
4-YEAR-OLDS	3-YEAR-OLDS
35	18

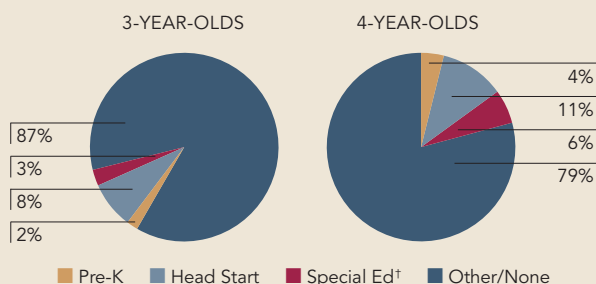
RESOURCES RANKINGS	
STATE SPENDING	ALL REPORTED SPENDING
33	35

# MISSOURI PRESCHOOL PROJECT

## ACCESS

Total state program enrollment .....	4,640
School districts that offer state program .....	31%
Income requirement .....	None <sup>1</sup>
Hours of operation .....	3 hours/day (half-day), 6.5 hours/day (full day); 5 days/week <sup>2</sup>
Operating schedule .....	Determined locally <sup>2</sup>
Special education enrollment .....	8,963
Federally funded Head Start enrollment .....	14,746
State-funded Head Start enrollment .....	0

STATE PRE-K AND HEAD START ENROLLMENT AS PERCENTAGE OF TOTAL POPULATION



<sup>†</sup> This number represents children in special education who are not enrolled in state-funded pre-K or Head Start.

## QUALITY STANDARDS CHECKLIST

POLICY	STATE PRE-K REQUIREMENT	BENCHMARK	DOES REQUIREMENT MEET BENCHMARK?
Early learning standards .....	Comprehensive	Comprehensive	<input checked="" type="checkbox"/>
Teacher degree .....	BA	BA	<input checked="" type="checkbox"/>
Teacher specialized training .....	EC or ECSE birth to third grade certification, or 4-year CD degree	Specializing in pre-K	<input checked="" type="checkbox"/>
Assistant teacher degree .....	HSD + voc. cert. in ECE <sup>3</sup>	CDA or equivalent	<input type="checkbox"/>
Teacher in-service .....	22 clock hours	At least 15 hours/year	<input checked="" type="checkbox"/>
Maximum class size .....		20 or lower	<input checked="" type="checkbox"/>
3-year-olds .....	20		
4-year-olds .....	20		
Staff-child ratio .....		1:10 or better	<input checked="" type="checkbox"/>
3-year-olds .....	1:10		
4-year-olds .....	1:10		
Screening/referral and support services .....	None	Vision, hearing, health; and at least 1 support service	<input type="checkbox"/>
Meals .....	Depend on length of program day <sup>4</sup>	At least 1/day	<input type="checkbox"/>
Monitoring .....	Site visits and other monitoring	Site visits	<input checked="" type="checkbox"/>

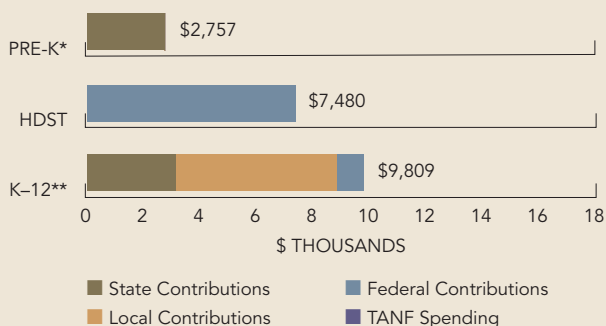
**TOTAL BENCHMARKS MET**

**7**

## RESOURCES

Total state pre-K spending .....	\$12,794,517
Local match required? .....	No
State spending per child enrolled .....	\$2,757
All reported spending per child enrolled* .....	\$2,757

SPENDING PER CHILD ENROLLED



\* Pre-K programs may receive additional funds from federal or local sources that are not included in this figure.

\*\*K-12 expenditures include capital spending as well as current operating expenditures.

Data are for the '07-'08 school year, unless otherwise noted.

<sup>1</sup> Programs are funded through a competitive process and receive extra points for serving children with special needs or from low-income families.

<sup>2</sup> Programs apply as either a full-day or half-day program. Programs awarded in 1998-1999 had the option of operating 4 days per week with the fifth day for home visiting, but this practice is being phased out. Programs are required to operate for a minimum of nine months, but may choose to operate year-round.

<sup>3</sup> For the 2008-2009 school year, the minimum degree requirement for assistant teachers will be a CDA.

<sup>4</sup> A 3-hour program must serve a snack and may serve a meal. Programs longer than 3 hours must serve at least one meal and one snack.