

# Minnesota

'01-'02 ENROLLMENT	not available
'02-'03 ENROLLMENT	not available
'01-'02 RESOURCES	not available
'02-'03 RESOURCES	not available

One of Minnesota's prekindergarten initiatives is embedded in the School Readiness Program, a comprehensive initiative that funds more than 22 types of services to help children enter school with the skills and family supports they need to succeed. These services include home visits, supplementary services for children with special needs, and transportation assistance. Parent education, which begins at birth in Minnesota's Early Childhood Family Education statewide program, is continued in the School Readiness Program. The data included in this report pertain to prekindergarten-related services funded through the School Readiness Program.

In the School Readiness Program, funds flow to local school districts, and 83 percent of districts provide some half-day prekindergarten for 3- and 4-year-olds. Forty-eight percent of districts subcontract with Head Start. Program standards are determined locally and approved by the school board. Priority goes to children who are most at-risk, as determined by Minnesota's mandatory child health and development screening, targeting children ages 3 1/2 to 4. The School Readiness program provided some type of service to 40,047 children during 2001–2002, but the state was unable to specify how many of those children regularly attended a preschool program. In 2002–2003, this initiative received \$9,477,948 in state funds.

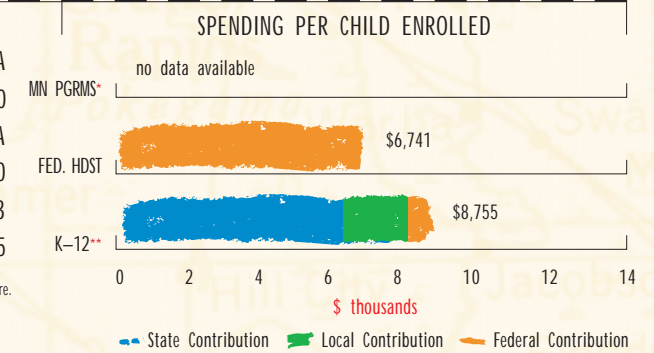
A separate Minnesota initiative used \$18,375,000 to provide an additional 2,496 state-funded Head Start slots in fiscal year 2002. Programs funded through this initiative follow the federal Head Start Program Performance Standards. The majority of these programs offer part-day services, four or five days per week, although about one-fifth offer full-day services. The state Legislature appropriated \$18,375,000 for fiscal year 2003, although ultimately only \$17,619,911 was made available for this initiative. These funds were used to support an enrollment of 2,446 children ages 3 to 5. Funding for this Head Start supplement was further reduced for fiscal year 2004.

Although most states have a single state-financed prekindergarten initiative, Minnesota makes significant contributions to prekindergarten through these two separate initiatives—the School Readiness Program and the state-funded Head Start model. As a result, we present summary information about the state's overall commitment to prekindergarten by taking enrollment and state spending for both initiatives into account. Next, we present specific details about each initiative in the state. These first two pages of this profile reflect Minnesota's combined commitment to prekindergarten through both the School Readiness and state-financed Head Start programs. The next page focuses exclusively on the School Readiness Program, while the final page focuses exclusively on the state-funded Head Start program.

## STATE OVERVIEW

Total state program enrollment	NA
Total state spending	\$28,775,000
State spending per child enrolled	NA
State Head Start spending	\$18,375,000
State spending per 3-year-old	\$143
State spending per 4-year-old	\$255

\* Programs may receive additional funds from federal or local sources that are not included in this figure.  
 \*\* K-12 expenditures include capital spending as well as current operating expenditures.  
 Data are for the '01-'02 school year, unless otherwise noted.



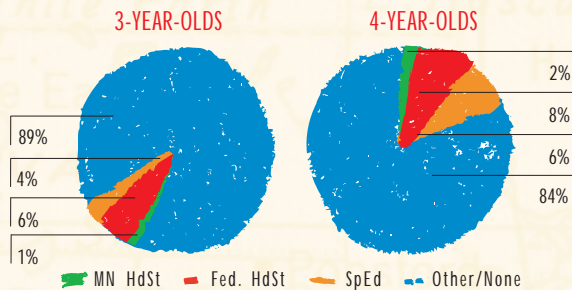


## MINNESOTA SCHOOL READINESS PROGRAM

### ACCESS

Total state program enrollment	NA <sup>1</sup>
School districts that offer state program	99%
Income requirement	None <sup>2</sup>
Hours of operation	Determined locally <sup>3</sup>
Operating schedule	Determined locally <sup>4</sup>
Special education enrollment	7,022
Federally-funded Head Start enrollment	9,081
State-funded Head Start enrollment	2,496

STATE PRE-K AND HEAD START ENROLLMENT AS PERCENTAGE OF TOTAL POPULATION<sup>1</sup>



### QUALITY STANDARDS CHECKLIST

POLICY	STATE PRE-K REQUIREMENT	BENCHMARK	DOES REQUIREMENT MEET BENCHMARK?
Curriculum standards	Comprehensive	Comprehensive	<input checked="" type="checkbox"/>
Teacher degree requirement	BA (public), CDA (nonpublic) <sup>5</sup>	BA	<input type="checkbox"/>
Teacher specialized training requirement	Teacher license in EC or parenting ed. (public), CDA (nonpublic)	Specializing in EC	<input checked="" type="checkbox"/>
Assistant teacher degree requirement	Changing as per NCLB (public), None (nonpublic)	CDA or equivalent	<input type="checkbox"/>
Teacher in-service requirement	125 clock hours/5 years <sup>6</sup>	At least 15 hours/year	<input checked="" type="checkbox"/>
Maximum class size		20 or lower	<input checked="" type="checkbox"/>
3-year-olds	20		
4-year-olds	20		
Staff-child ratio		1:10 or better	<input checked="" type="checkbox"/>
3-year-olds	1:10		
4-year-olds	1:10		
Screening/referral requirements	Health only <sup>7</sup>	Vision, hearing, and health	<input type="checkbox"/>
Family support service requirements	Parent involvement <sup>8</sup>	At least 1 service	<input checked="" type="checkbox"/>
Meal requirements	Snack or meal	At least 1/day	<input type="checkbox"/>

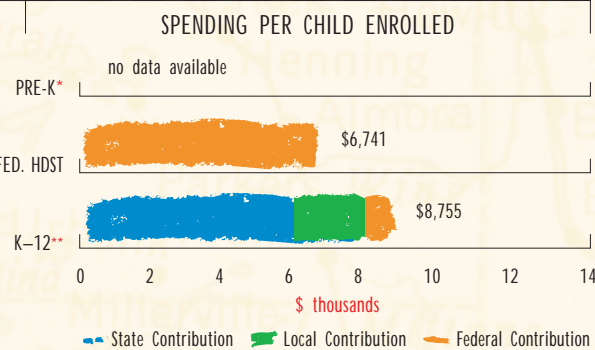
TOTAL:

6

of 10

### RESOURCES

Total state Pre-K spending	\$10,400,000
Local match required?	No
State spending per child enrolled	NA
State Head Start spending	\$18,375,000
State spending per 3-year-old	\$41
State spending per 4-year-old	\$114



\* Pre-K programs may receive additional funds from federal or local sources that are not included in this figure.  
 \*\* K-12 expenditures include capital spending as well as current operating expenditures.  
 Data are for the '01-'02 school year, unless otherwise noted.

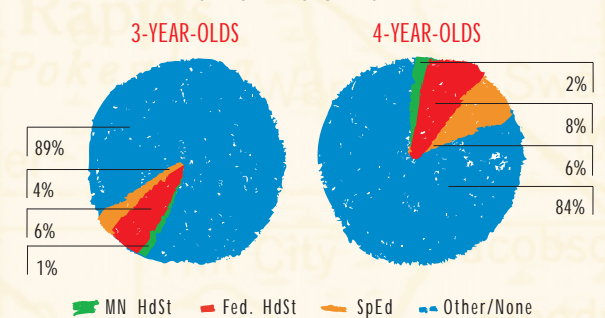
1 Minnesota's School Readiness Program supports a range of services, including part-day prekindergarten programs as well as supplementary support services such as parent education, transportation assistance, and other activities. Because the state did not provide an enrollment figure specific to prekindergarten programs, children who regularly attended preschool as part of the School Readiness Program are included in the "Other/None" category on the pie graph.  
 2 Low income is one of the risk factors given enrollment priority.  
 3 Most programs operate fewer than 5 days per week.  
 4 Most programs run for the academic year, with several districts offering a summer transition program.  
 5 Teacher degree requirements outside of public schools are quite disparate. Generally, regulations depend on the location of the program (school v. center).  
 6 For child care center staff, the teacher in-service requirement is based on level of experience and education. For non-degreed staff, 2% of the total working hours is required for in-service (full-time employment requires 40 hours of in-service). For degreed staff, 1.5% of total working hours is required. Family child care center staff are required to have 6 hours of annual in-service.  
 7 Early childhood screening is required within 90 days of enrollment.  
 8 Parent involvement is required but not defined. Parent education is strongly encouraged.

## MINNESOTA STATE-FUNDED HEAD START MODEL

### ACCESS

Total state program enrollment	2,496
School districts that offer state program	0.3% <sup>1</sup>
Income requirement	Yes-100% FPL <sup>2</sup>
Hours of operation	Determined locally <sup>3</sup>
Operating schedule	Determined locally <sup>4</sup>
Special education enrollment	7,022
Federally-funded Head Start enrollment	9,081
State-funded Head Start enrollment	2,496

STATE PRE-K AND HEAD START ENROLLMENT AS PERCENTAGE OF TOTAL POPULATION<sup>5</sup>



### QUALITY STANDARDS CHECKLIST

POLICY	STATE PRE-K REQUIREMENT	BENCHMARK	DOES REQUIREMENT MEET BENCHMARK?
Curriculum standards	Comprehensive	Comprehensive	<input checked="" type="checkbox"/>
Teacher degree requirement	CDA	BA	<input type="checkbox"/>
Teacher specialized training requirement	Meets CDA requirements	Specializing in EC	<input checked="" type="checkbox"/>
Assistant teacher degree requirement	Meets MN child care regs.	CDA or equivalent	<input type="checkbox"/>
Teacher in-service requirement	2% of total hours of employment	At least 15 hours/year	<input type="checkbox"/>
Maximum class size		20 or lower	<input checked="" type="checkbox"/>
3-year-olds	17		
4-year-olds	20		
Staff-child ratio		1:10 or better	<input checked="" type="checkbox"/>
3-year-olds	2:17		
4-year-olds	1:10		
Screening/referral requirements	Vision, hearing, and health	Vision, hearing, and health	<input checked="" type="checkbox"/>
Family support service requirements	Family support services and at least 2 home visits	At least 1 service	<input checked="" type="checkbox"/>
Meal requirements	Breakfast and/or lunch <sup>6</sup>	At least 1/day	<input checked="" type="checkbox"/>

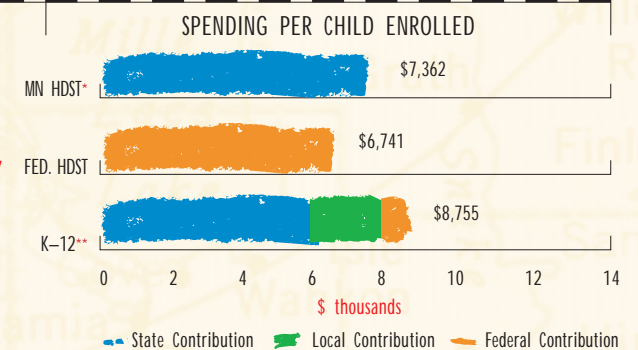
TOTAL:

7

of 10

### RESOURCES

Total state Pre-K spending	\$18,375,000
Local match required?	No
State spending per child enrolled	\$7,362
State Head Start spending	\$18,375,000 <sup>7</sup>
State spending per 3-year-old	\$102
State spending per 4-year-old	\$140



\* Programs may receive additional funds from federal or local sources that are not included in this figure.  
 \*\* K-12 expenditures include capital spending as well as current operating expenditures.  
 Data are for the '01-'02 school year, unless otherwise noted.

1 Only one of 34 federally-designated Head Start grantees in Minnesota is a public school district, representing 0.3% of districts in the state.  
 2 Federal regulations specify that at least 90% of enrollees must be at or below the federal poverty level or receiving assistance from the TANF program.  
 3 About 18% of programs offer full-day services, but the majority operate on a half-day schedule, four or five days per week.  
 4 Most sites operate for the academic year.  
 5 Because the state did not provide an enrollment figure specific to prekindergarten programs, children who regularly attended preschool as part of the School Readiness Program are included in the "Other/None" category on the pie graph.  
 6 Head Start's federal Performance Standards require that part-day programs provide children with at least 1/3 of their daily nutritional needs, as determined by the United States Department of Agriculture. Full-day programs must provide 1/2 to 2/3 of daily nutritional needs, depending on the length of the program day. All children in morning center-based settings must be given the opportunity to have a nutritious breakfast.  
 7 All spending through this initiative is directed toward Head Start programs.