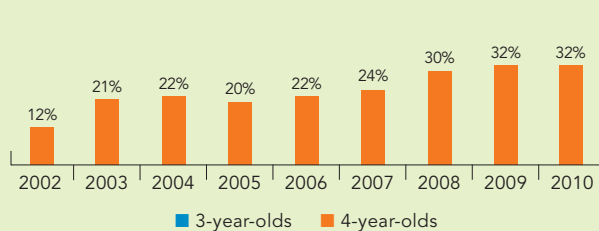
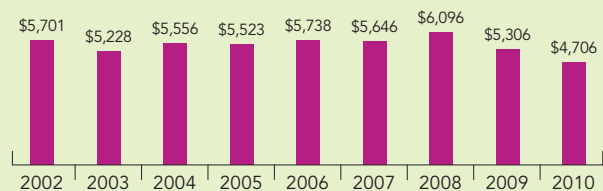


Louisiana

PERCENT OF STATE POPULATION ENROLLED



STATE SPENDING PER CHILD ENROLLED
(2010 DOLLARS)



Louisiana operates three state-funded preschool initiatives. Louisiana began providing preschool education services in 1988 through the Model Early Childhood Program but matching annual appropriations for this program ended in 1993. Some local school districts then began using the 8(g) Student Enhancement Block Grant Program to offer preschool programs to at-risk 4-year-olds. By the 2009-2010 school year, nearly all districts in the state were offering preschool education programs using 8(g) Student Enhancement Block Grants. The program is available to children who are at risk of being “insufficiently ready for the regular school program,” with priority being given to children from low-income families. As part of the LA8(g) Annual Report, this program was evaluated for both process quality and program impact/child outcomes.

The state established the Cecil J. Picard LA4 Early Childhood Program (formerly LA4 and Starting Points) in 2001. This program is available in almost all school districts in Louisiana, as well as in 15 charter schools. In addition to providing 6 hours of regular instruction per day, the program also offers up to 4 hours of before- and after-school care. Eligibility is granted to 4-year-olds who qualify for free or reduced-price lunch, though children from families with higher incomes also may also attend using local funds or tuition. The LA4 program was subject to budget cuts both before and during the 2009-2010 program year, which resulted in a reduced per-pupil allocation from the previous year. Due to recent reorganization at the Department of Education, a greater emphasis will be placed on literacy instruction and kindergarten readiness. During the 2008-2009 school year, the initiative was evaluated for both process quality and program impact/child outcomes.

The Nonpublic Schools Early Childhood Development Program (NSECD) also was established in 2001 with the goal of providing tuition reimbursement to families with incomes below 200 percent of the federal poverty level that send their 4-year-olds to qualifying preschools. Programs must be state-approved, privately run preschools that provide at least 6 hours of regular instruction per day and up to 4 hours of before-and after-school care. This program was evaluated for both process quality and program impact/child outcomes, including as part of the Comprehensive Five-Year Longitudinal Study.

In 2008, the state mandated voluntary preschool access for all 4-year-olds regardless of income by the 2013-2014 program year. The Department of Education began coordinating with the Department of Social Services during the 2008-2009 program year to create a professional development plan which would permit cross-agency technical assistance and training. As of the 2009-2010 program year, school districts are required to allocate at least 10 percent of new funding to providing programs in diverse delivery settings.

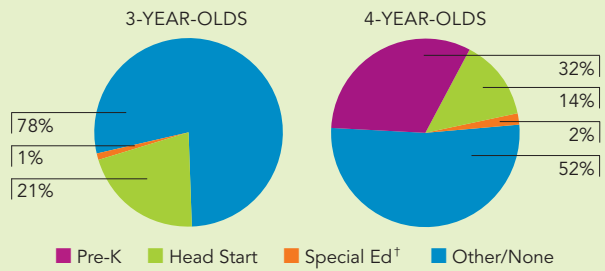
In addition, Louisiana school districts used more than \$30 million in Title I funding to support preschool services for more than 7,300 students in the 2009-2010 program year beyond those served in the LA4, LA(8)g, and NSCED programs. The Department of Education is currently drafting guidelines for an LA3 program.

To document the contributions Louisiana makes to prekindergarten, we first present summary information reflecting the state’s overall commitment through enrollment and state spending for all three programs. We then present specific details about the 8(g) program, the Cecil J. Picard LA4 Early Childhood program, and the NSECD program.

STATE OVERVIEW

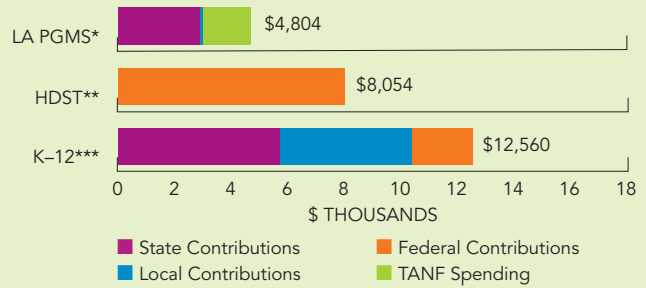
Total state program enrollment.....	20,348
Total state spending	\$95,757,442
State spending per child enrolled	\$4,706
All reported spending per child enrolled*	\$4,804

STATE PRE-K AND HEAD START ENROLLMENT AS PERCENTAGE OF TOTAL POPULATION



[†] This is an estimate of children in special education who are not enrolled in state-funded pre-K or Head Start.

SPENDING PER CHILD ENROLLED



* Pre-K programs may receive additional funds from federal or local sources that are not included in this figure.

** Head Start per-child spending for the 2009-2010 year includes funding from the American Recovery and Reinvestment Act (ARRA).

*** K-12 expenditures include capital spending as well as current operating expenditures.

Data are for the '09-'10 school year, unless otherwise noted.

ACCESS RANKINGS

4-YEAR-OLDS

3-YEAR-OLDS

13

None Served

RESOURCES RANKINGS

STATE SPENDING

ALL REPORTED SPENDING

14

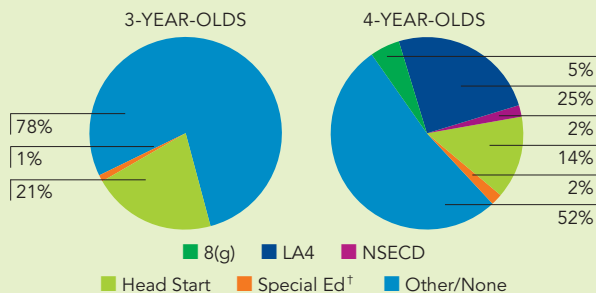
20

LOUISIANA 8(g) STUDENT ENHANCEMENT BLOCK GRANT PROGRAM

ACCESS

Total state program enrollment	3,178
School districts that offer state program	97%
Income requirement	None ¹
Hours of operation	6 hours/day, 5 days/week ²
Operating schedule	Academic year
Special education enrollment	5,209
Federally funded Head Start enrollment	20,528
State-funded Head Start enrollment	0

STATE PRE-K AND HEAD START ENROLLMENT AS PERCENTAGE OF TOTAL POPULATION



† This is an estimate of children in special education who are not enrolled in state-funded pre-K or Head Start.

QUALITY STANDARDS CHECKLIST

POLICY	STATE PRE-K REQUIREMENT	BENCHMARK	DOES REQUIREMENT MEET BENCHMARK?
Early learning standards	Comprehensive	Comprehensive	<input checked="" type="checkbox"/>
Teacher degree	BA	BA	<input checked="" type="checkbox"/>
Teacher specialized training	Certification in Nursery, Pre-K-3, Early Intervention, Noncategorical preschool handicapped	Specializing in pre-K	<input checked="" type="checkbox"/>
Assistant teacher degree	HSD ³	CDA or equivalent	<input type="checkbox"/>
Teacher in-service	150 clock hours/5 years	At least 15 hours/year	<input checked="" type="checkbox"/>
Maximum class size		20 or lower	<input checked="" type="checkbox"/>
3-year-olds	NA		
4-year-olds	20		
Staff-child ratio		1:10 or better	<input checked="" type="checkbox"/>
3-year-olds	NA		
4-year-olds	1:10		
Screening/referral and support services	Health, developmental screening; and support services ⁴	Vision, hearing, health; and at least 1 support service	<input type="checkbox"/>
Meals	Breakfast, lunch and snack	At least 1/day	<input checked="" type="checkbox"/>
Monitoring	Site visits and other monitoring	Site visits	<input checked="" type="checkbox"/>

TOTAL BENCHMARKS MET

8

RESOURCES

Total state pre-K spending	\$13,679,635
Local match required?	No
State spending per child enrolled	\$.4,304
All reported spending per child enrolled*	\$.4,304

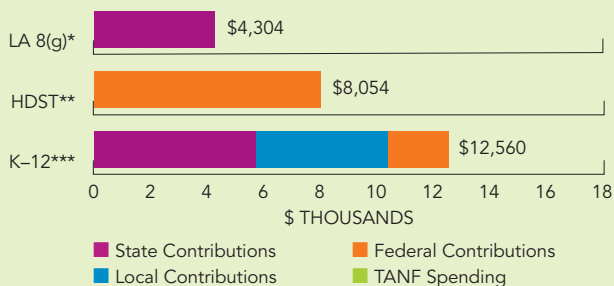
* Pre-K programs may receive additional funds from federal or local sources that are not included in this figure.

** Head Start per-child spending for the 2009-2010 year includes funding from the American Recovery and Reinvestment Act (ARRA).

*** K-12 expenditures include capital spending as well as current operating expenditures.

Data are for the '09-'10 school year, unless otherwise noted.

SPENDING PER CHILD ENROLLED



¹ The state does not set specific income eligibility criteria but stipulates that priority be given to children from low-income families.

² Programs must offer at least 63,720 minutes of instructional time per year. Most districts operate 5 days/week.

³ Teacher assistants must also have extended experiences assuming responsibility and care of children younger than age 5, possess oral and written communication skills, and meet other district requirements for employment.

⁴ Developmental screening is conducted to determine which children are potentially eligible and to plan an appropriate program. Vision, hearing, dental, and general physical health screenings are determined at the local level. The 8(g) program follows the referral process and policies established by the state Board of Elementary and Secondary Education.

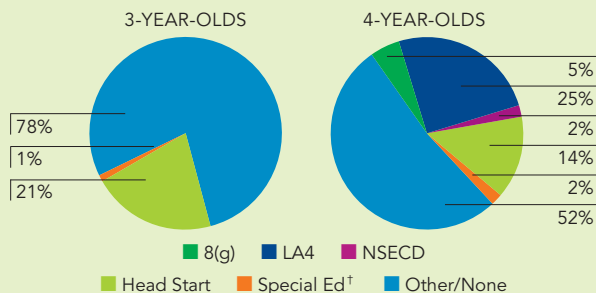
⁵ Support services include education or support services for parents, parenting support or training, parent involvement activities, health services for children, information about nutrition, referral to social services, and transition to kindergarten activities. The number of required annual parent conferences or home visits is determined locally.

CECIL J. PICARD LA4 EARLY CHILDHOOD PROGRAM

ACCESS

Total state program enrollment	15,856 ¹
School districts that offer state program	92%
Income requirement	185% FPL
Hours of operation	6 hours/day, 5 days/week ²
Operating schedule	Academic year
Special education enrollment	5,209
Federally funded Head Start enrollment	20,528
State-funded Head Start enrollment	0

STATE PRE-K AND HEAD START ENROLLMENT AS PERCENTAGE OF TOTAL POPULATION



[†] This is an estimate of children in special education who are not enrolled in state-funded pre-K or Head Start.

QUALITY STANDARDS CHECKLIST

POLICY	STATE PRE-K REQUIREMENT	BENCHMARK	DOES REQUIREMENT MEET BENCHMARK?
Early learning standards	Comprehensive	Comprehensive	<input checked="" type="checkbox"/>
Teacher degree	BA	BA	<input checked="" type="checkbox"/>
Teacher specialized training	Certification in Nursery, Pre-K-3, Early Intervention, or Noncategorical Preschool Handicapped ³	Specializing in pre-K	<input checked="" type="checkbox"/>
Assistant teacher degree	HSD	CDA or equivalent	<input type="checkbox"/>
Teacher in-service	18 clock hours	At least 15 hours/year	<input checked="" type="checkbox"/>
Maximum class size		20 or lower	<input checked="" type="checkbox"/>
3-year-olds	NA		
4-year-olds	20		
Staff-child ratio		1:10 or better	<input checked="" type="checkbox"/>
3-year-olds	NA		
4-year-olds	1:10		
Screening/referral and support services	Vision, hearing, health, developmental; and support services ⁴	Vision, hearing, health; and at least 1 support service	<input checked="" type="checkbox"/>
Meals	Lunch and snack	At least 1/day	<input checked="" type="checkbox"/>
Monitoring	Site visits and other monitoring	Site visits	<input checked="" type="checkbox"/>

TOTAL BENCHMARKS MET

9

RESOURCES

Total state pre-K spending	\$74,577,807 ⁵
Local match required?	No
State spending per child enrolled	\$.4,703 ⁵
All reported spending per child enrolled*	\$.4,830

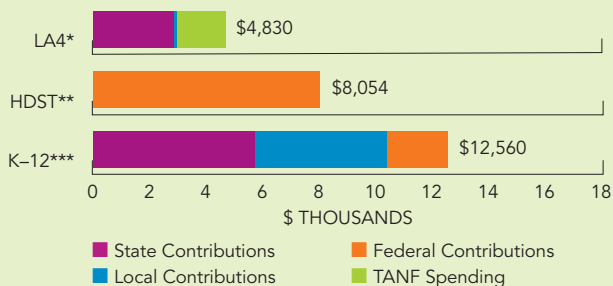
* Pre-K programs may receive additional funds from federal or local sources that are not included in this figure.

** Head Start per-child spending for the 2009-2010 year includes funding from the American Recovery and Reinvestment Act (ARRA).

*** K-12 expenditures include capital spending as well as current operating expenditures.

Data are for the '09-'10 school year, unless otherwise noted.

SPENDING PER CHILD ENROLLED



¹ The state-funded enrollment total does not include 513 tuition-paying students from families with incomes above the income requirement, or 1,927 children funded through other sources who attend LA4 classes.

² Schools may also offer 4 hours of before- and after-school enrichment programs. A total of 1,241 children attended these full-day programs in the 2009-2010 program year.

³ Teachers may also qualify with an Elementary certification while working toward an approved early childhood certification for a maximum of 3 years.

⁴ Dental and mental health screening and referral are determined locally. Support services include two parent conferences, education services or job training for parents, parenting support or training, parent involvement activities, health services for children, information about nutrition, referral to social services, transition to kindergarten activities, GED and literacy training for parents, and housing/utility referrals.

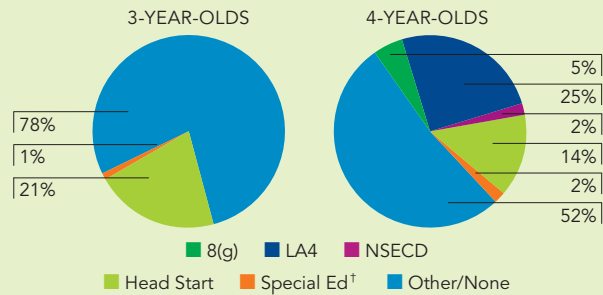
⁵ This spending allocation also includes funds for the before- and after-school enrichment program. This amount includes \$28,050,000 in TANF funds.

LOUISIANA NON-PUBLIC SCHOOLS EARLY CHILDHOOD DEVELOPMENT PROGRAM (NSECD)

ACCESS

Total state program enrollment	1,314
School districts that offer state program	100% (parishes)
Income requirement	200% FPL
Hours of operation	10 hours/day, 5 days/week
Operating schedule	Academic year
Special education enrollment	5,209
Federally funded Head Start enrollment	20,528
State-funded Head Start enrollment	0

STATE PRE-K AND HEAD START ENROLLMENT AS PERCENTAGE OF TOTAL POPULATION



† This is an estimate of children in special education who are not enrolled in state-funded pre-K or Head Start.

QUALITY STANDARDS CHECKLIST

POLICY	STATE PRE-K REQUIREMENT	BENCHMARK	DOES REQUIREMENT MEET BENCHMARK?
Early learning standards	Comprehensive	Comprehensive	<input checked="" type="checkbox"/>
Teacher degree	BA	BA	<input checked="" type="checkbox"/>
Teacher specialized training	Certification in Pre-K-3, Pre-K, Early Intervention, N, Noncategorical Preschool Handicapped ¹	Specializing in pre-K	<input checked="" type="checkbox"/>
Assistant teacher degree	CDA ²	CDA or equivalent	<input checked="" type="checkbox"/>
Teacher in-service	18 clock hours	At least 15 hours/year	<input checked="" type="checkbox"/>
Maximum class size		20 or lower	<input checked="" type="checkbox"/>
3-year-olds	NA		
4-year-olds	20		
Staff-child ratio		1:10 or better	<input checked="" type="checkbox"/>
3-year-olds	NA		
4-year-olds	1:10		
Screening/referral and support services	Vision, hearing, health; and support services ³	Vision, hearing, health; and at least 1 support service	<input checked="" type="checkbox"/>
Meals	Breakfast, lunch and snack	At least 1/day	<input checked="" type="checkbox"/>
Monitoring	Site visits and other monitoring	Site visits	<input checked="" type="checkbox"/>

TOTAL BENCHMARKS MET

10

RESOURCES

Total state pre-K spending	\$7,500,000 ⁴
Local match required?	No
State spending per child enrolled	\$.5,708 ⁵
All reported spending per child enrolled*	\$.5,708

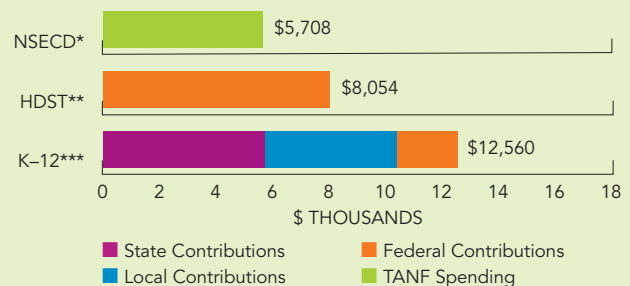
* Pre-K programs may receive additional funds from federal or local sources that are not included in this figure.

** Head Start per-child spending for the 2009-2010 year includes funding from the American Recovery and Reinvestment Act (ARRA).

*** K-12 expenditures include capital spending as well as current operating expenditures.

Data are for the '09-'10 school year, unless otherwise noted.

SPENDING PER CHILD ENROLLED



¹ Incumbent or new NSECD teachers must be certified in early childhood or working toward certification; those not already certified must have passed the Praxis I and taken all prerequisites to enroll in a Pre-K-3 or Early Interventionist alternate certification program. They must continually be enrolled and complete certification within three years of their hire date in order to continue as an NSECD teacher. Teachers who begin with an Elementary Education certificate must become an Early Childhood certified teacher by either taking the Praxis II or completing 12 hours of coursework within three years of their hire date.

² Incumbent assistant teachers must be enrolled in a CDA program and maintain enrollment until completion of the program.

³ Support services include two parent conferences, parenting support or training, parent involvement activities, health services for children, information about nutrition, referral to social services, transition to kindergarten activities, and developmental and social/emotional support services. Other support services are determined locally, as are developmental and dental screening and referrals.

⁴ This funding total consists of federal TANF funds that the state has chosen to direct toward prekindergarten. There are no additional state funds.

⁵ This figure is based on the state's use of federal TANF funds.