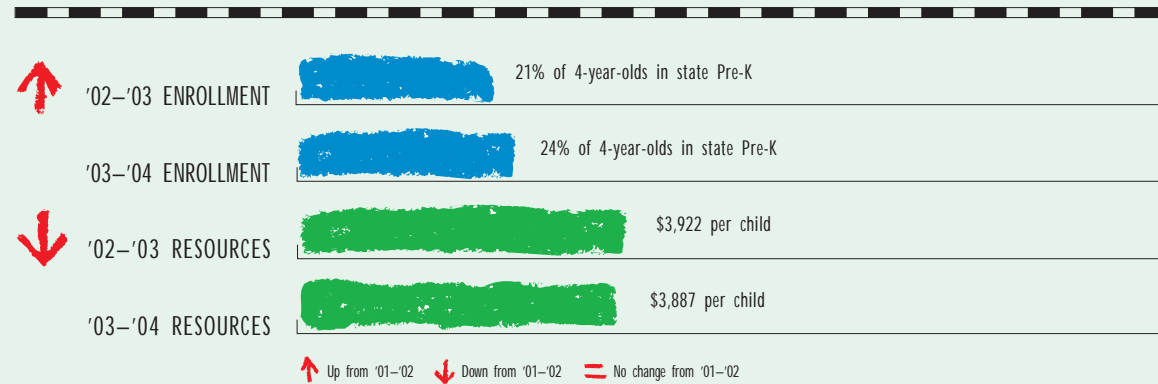


# Louisiana



In 1988, Louisiana began funding and providing technical assistance for prekindergarten programs, using annual state appropriations to support the Model Early Childhood program through the 1992–1993 school year. Once general funds were no longer available, local public school systems began using funds from the 8(g) Student Enhancement Block Grant Program to support prekindergarten classes. All 8(g) programs are operated in public schools. Four-year-olds who are identified as at risk of being “insufficiently ready for school” are eligible for the 8(g) program, with priority given to low-income families. A total of \$9,076,960 in state funds supported approximately 5,136 4-year-olds enrolled in 8(g) during 2003–2004.

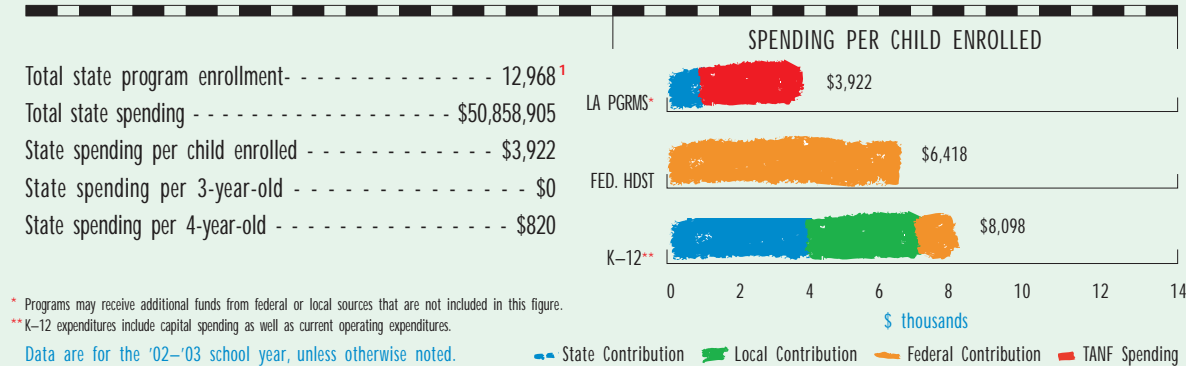
A second state prekindergarten initiative, the LA4 program, is largely supported by TANF funds and serves 4-year-olds who qualify for free or reduced-price lunch. LA4 was established in 2001 and is administered by the Department of Education. Only schools can receive direct funding to operate programs, and most children are served in public school settings. However, a few districts subcontract with Head Start programs, private child care centers, and faith-based centers to provide services. LA4 programs provide 6 hours of instruction along with up to 4 hours of before- and after-school programming per day. During the 2003–2004 year, LA4 received \$35,470,137 in TANF funds and served 6,912 children. A third state initiative, Starting Points, was established in 1992 and is similar to LA4 although it offers a shorter program day (6 hours) and provides a lower level of funding per child than LA4. During the 2003–2004 program year, Starting Points served 1,489 children, using \$5,019,000 in TANF and tobacco settlement funds.

Louisiana provides a fourth prekindergarten initiative, known as the Nonpublic Schools Early Childhood Development Program (NSECD) and run by the Governor’s office. The NSECD began in the 2001–2002 school year and provides tuition reimbursements to parents who wish to send their children to state-approved nonpublic preschools. The initiative is open to families with incomes below 200 percent of poverty. Programs are required to offer at least 6 hours of instruction along with up to 4 hours of before- and after-school programming per day. In 2003–2004, \$8,500,000 in TANF funds was used to serve 1,400 4-year-olds.

In addition to the initiatives profiled in this report, Louisiana directed approximately \$28 million in Title I funds to support preschool services for more than 9,000 4-year-olds.

Although most states have a single state-financed prekindergarten initiative, Louisiana makes significant contributions to prekindergarten through four initiatives: the 8(g) program, LA4, Starting Points, and NSECD. As a result, in the first two pages of this profile we present summary information reflecting the state’s overall commitment to prekindergarten. Enrollment and state spending for all four initiatives are taken into account. Next, we present additional details about each initiative. Due to similarities between the LA4 and Starting Points programs, data from these programs are combined, with differences between the two programs noted.

## STATE OVERVIEW



<sup>1</sup> This figure is a sum of the enrollment in each of the state’s prekindergarten initiatives. There is duplication in this count, as some children are served by more than one program.

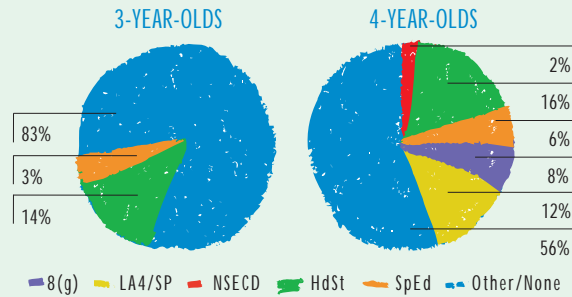


## LOUISIANA 8(g) STUDENT ENHANCEMENT BLOCK GRANT PROGRAM

### ACCESS

Total state program enrollment	4,721
School districts that offer state program	98% (parishes)
Income requirement	None <sup>1</sup>
Hours of operation	Full-day, full-week
Operating schedule	Academic year
Special education enrollment	5,558
Federally funded Head Start enrollment	18,831
State-funded Head Start enrollment	0

STATE PRE-K AND HEAD START ENROLLMENT AS PERCENTAGE OF TOTAL POPULATION



### QUALITY STANDARDS CHECKLIST

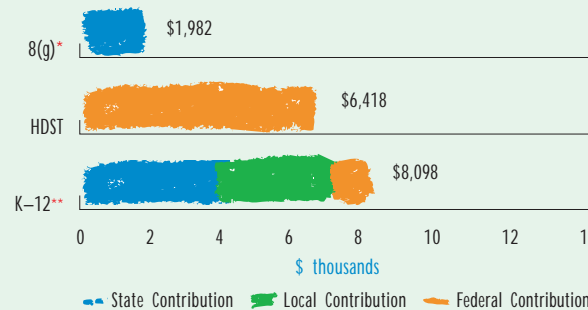
POLICY	STATE PRE-K REQUIREMENT	BENCHMARK	DOES REQUIREMENT MEET BENCHMARK?
Curriculum standards	Comprehensive	Comprehensive	<input checked="" type="checkbox"/>
Teacher degree requirement	BA	BA	<input checked="" type="checkbox"/>
Teacher specialized training req.	Certification in N or K	Specializing in Pre-K	<input type="checkbox"/>
Assistant teacher degree requirement	Determined locally	CDA or equivalent	<input type="checkbox"/>
Teacher in-service requirement	150 clock hours/5 years	At least 15 hours/year	<input checked="" type="checkbox"/>
Maximum class size		20 or lower	<input checked="" type="checkbox"/>
3-year-olds	NA		
4-year-olds	20		
Staff-child ratio		1:10 or better	<input checked="" type="checkbox"/>
3-year-olds	NA		
4-year-olds	1:10 <sup>2</sup>		
Screening/referral requirements	Developmental screening <sup>3</sup>	Vision, hearing, and health	<input type="checkbox"/>
Required support services	Support services <sup>4</sup>	At least 1 service	<input checked="" type="checkbox"/>
Meal requirement	Breakfast, lunch, and snack	At least 1/day	<input checked="" type="checkbox"/>



### RESOURCES

Total state Pre-K spending	\$9,358,905
Local match required?	No
State spending per child enrolled	\$1,982
State spending per 3-year-old	\$0
State spending per 4-year-old	\$151

SPENDING PER CHILD ENROLLED



\* Pre-K programs may receive additional funds from federal or local sources that are not included in this figure.  
\*\* K-12 expenditures include capital spending as well as current operating expenditures.

Data are for the '02-'03 school year, unless otherwise noted.

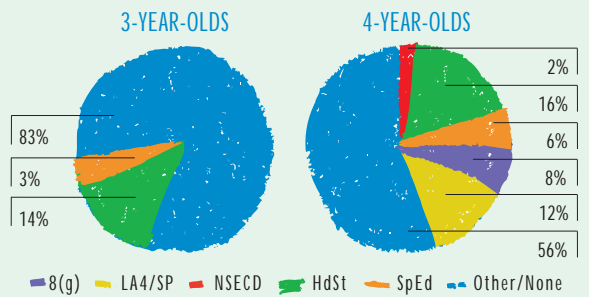
- The state does not set specific income eligibility criteria, but priority is given to children from low-income families.
- The staff-child ratio requirement changed from 1:15 to 1:10 effective with the 2002-2003 program year.
- Screening is conducted to determine which children are potentially eligible and to plan an appropriate program. The 8(g) program does not specifically require referrals, but programs refer children for services if any needs are identified.
- Support services include parenting support or training, parent involvement activities, referral to social services, transition to kindergarten activities, and other locally determined services. The number of required annual parent conferences and/or home visits is also determined locally.

## LOUISIANA LA4 AND STARTING POINTS PROGRAMS

### ACCESS


Total state program enrollment	7,222 <sup>1</sup>
School districts that offer state program	82% <sup>2</sup>
Income requirement	185% FPL <sup>3</sup>
Hours of operation	Full-day, full-week
Operating schedule	Academic year
Special education enrollment	5,558
Federally funded Head Start enrollment	18,831
State-funded Head Start enrollment	0

STATE PRE-K AND HEAD START ENROLLMENT AS PERCENTAGE OF TOTAL POPULATION



### QUALITY STANDARDS CHECKLIST

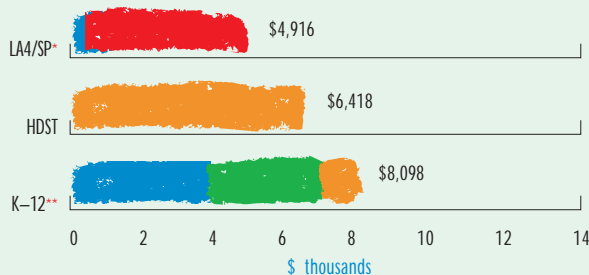
POLICY	STATE PRE-K REQUIREMENT	BENCHMARK	DOES REQUIREMENT MEET BENCHMARK?
Curriculum standards	Comprehensive	Comprehensive	<input checked="" type="checkbox"/>
Teacher degree requirement	BA	BA	<input checked="" type="checkbox"/>
Teacher specialized training requirement	Certificate in N, K, or Early Intervention <sup>4</sup>	Specializing in Pre-K	<input type="checkbox"/>
Assistant teacher degree requirement	HSD or equivalent (public), None (nonpublic)	CDA or equivalent	<input type="checkbox"/>
Teacher in-service requirement	18 clock hours	At least 15 hours/year	<input checked="" type="checkbox"/>
Maximum class size		20 or lower	<input checked="" type="checkbox"/>
3-year-olds	NA		
4-year-olds	20		
Staff-child ratio		1:10 or better	<input checked="" type="checkbox"/>
3-year-olds	NA		
4-year-olds	1:10		
Screening/referral requirements	Vision, hearing, and health	Vision, hearing, and health	<input checked="" type="checkbox"/>
Required support services	2 parent conferences and support services <sup>5</sup>	At least 1 service	<input checked="" type="checkbox"/>
Meal requirement	Lunch and snack	At least 1/day	<input checked="" type="checkbox"/>



### RESOURCES

Total state Pre-K spending	\$35,500,000 <sup>6</sup>
Local match required?	No
State spending per child enrolled	\$4,916 <sup>7,8</sup>
State spending per 3-year-old	\$0
State spending per 4-year-old	\$572 <sup>7</sup>

SPENDING PER CHILD ENROLLED



\* Programs may receive additional funds from federal or local sources that are not included in this figure.  
\*\* K-12 expenditures include capital spending as well as current operating expenditures.

Data are for the '02-'03 school year, unless otherwise noted.

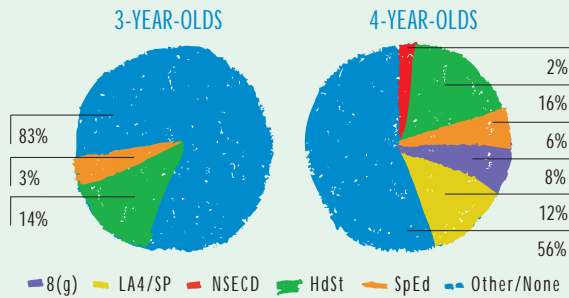
- This total represents an enrollment of 5,717 children in LA4 and 1,505 children in Starting Points. Before- and/or after-school programming was provided to 2,075 children in LA4, approximately 717 of whom were not enrolled during regular operating hours.
- LA4 programs were offered in 19 school districts, while Starting Points was offered in 55 districts. Some districts offer both LA4 and Starting Points programs.
- Some families with incomes above this limit are able to pay tuition and enroll their children.
- Teachers may also qualify with any of the following: an elementary certificate and an Out-of-Field Authorization to Teach, a BA and a Temporary Authority to Teach, a Temporary Employment Permit, or an Out-of-State Provisional Certificate. Teachers qualifying under these conditions must be working toward obtaining a Louisiana teaching certificate specified in program requirements.
- Support services include education services or job training for parents, parenting support or training, relevant parent workshops, referral to social services, transportation, and referral for mental health issues.
- LA4 and Starting Points were supported with a total of \$1.5 million in state funds, representing tobacco settlement money, as well as \$34 million in federal TANF funds that the state chose to direct toward prekindergarten.
- These estimates include both state and TANF funds.
- This figure represents the average spending per child enrolled across Starting Points and LA4. While specific data are not available, LA4 spending per child is higher than spending per child in Starting Points.

## LOUISIANA NONPUBLIC SCHOOLS EARLY CHILDHOOD DEVELOPMENT PROGRAM (NSECD)

### ACCESS

Total state program enrollment	-----	1,025
School districts that offer state program	-----	9% (parishes)
Income requirement	-----	200% FPL
Hours of operation	-----	Full-day, full-week
Operating schedule	-----	Academic year
Special education enrollment	-----	5,558
Federally funded Head Start enrollment	-----	18,831
State-funded Head Start enrollment	-----	0

STATE PRE-K AND HEAD START ENROLLMENT AS PERCENTAGE OF TOTAL POPULATION



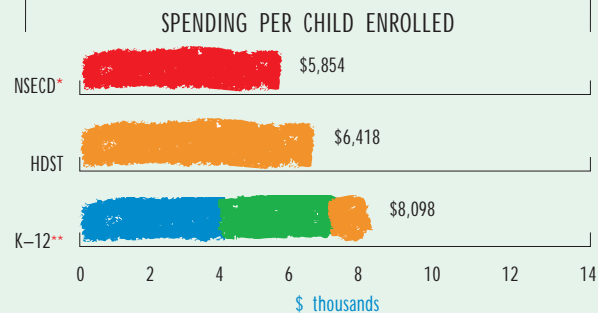
### QUALITY STANDARDS CHECKLIST

POLICY	STATE PRE-K REQUIREMENT	BENCHMARK	DOES REQUIREMENT MEET BENCHMARK?
Curriculum standards	----- Comprehensive	Comprehensive	<input checked="" type="checkbox"/>
Teacher degree requirement	----- BA	BA	<input checked="" type="checkbox"/>
Teacher specialized training requirement	----- Degree in EE, K, or N; or 12 credits in CD	Specializing in Pre-K	<input type="checkbox"/>
Assistant teacher degree requirement	----- None	CDA or equivalent	<input type="checkbox"/>
Teacher in-service requirement	----- None	At least 15 hours/year	<input type="checkbox"/>
Maximum class size		20 or lower	<input checked="" type="checkbox"/>
3-year-olds	----- NA		
4-year-olds	----- 20		
Staff-child ratio		1:10 or better	<input checked="" type="checkbox"/>
3-year-olds	----- NA		
4-year-olds	----- 1:10		
Screening/referral requirements	----- Vision and hearing	Vision, hearing, and health	<input type="checkbox"/>
Required support services	----- 2 parent conferences and transition to K activities <sup>1</sup>	At least 1 service	<input checked="" type="checkbox"/>
Meal requirement	----- Breakfast, lunch, and snack	At least 1/day	<input checked="" type="checkbox"/>



### RESOURCES

Total state Pre-K spending	-----	\$6,000,000 <sup>2</sup>
Local match required?	-----	No
State spending per child enrolled	-----	\$5,854 <sup>3</sup>
State spending per 3-year-old	-----	\$0
State spending per 4-year-old	-----	\$97 <sup>3</sup>



\* Pre-K programs may receive additional funds from federal or local sources that are not included in this figure.

\*\* K-12 expenditures include capital spending as well as current operating expenditures.

Data are for the '02-'03 school year, unless otherwise noted.    State Contribution   Local Contribution   Federal Contribution   TANF Spending

<sup>1</sup> Other specific services are locally determined.

<sup>2</sup> This funding total consists of federal TANF funds that the state has chosen to direct toward prekindergarten. There are no additional state funds.

<sup>3</sup> These estimates are based on the state's use of federal TANF funds for the NSECD program.