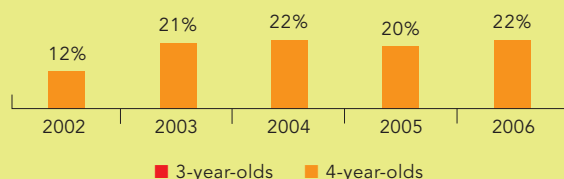
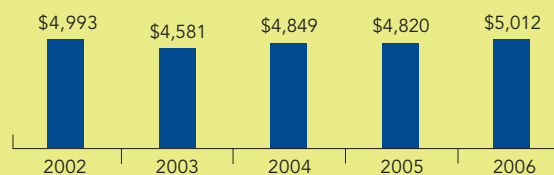


Louisiana

PERCENT OF STATE POPULATION ENROLLED



STATE SPENDING PER CHILD ENROLLED
(2006 DOLLARS)



Louisiana has four state preschool education programs currently in operation. The Model Early Childhood program was the first prekindergarten program offered in the state, starting in 1988. When the state stopped making annual appropriations to the program in 1993, local school districts started providing prekindergarten for at-risk children using the 8(g) Student Enhancement Block Grant Program. Four-year-olds at risk of being “insufficiently ready for the regular school program” are eligible for the 8(g) program, with priority given to children from low-income families. All school districts offer 8(g) services.

Two other state prekindergarten initiatives, LA4 and Starting Points, are very similar and submit combined data for this report, although there are slight differences between them. Programs are available in about three quarters of Louisiana school districts, and currently all children are served in public or charter school settings. Districts are also allowed to contract out services to Head Start or private providers. LA4 and Starting Points receive state funds and TANF dollars to serve 4-year-olds who qualify for free or reduced-price lunch. Four-year-olds from higher-income families may also participate through local funding or by paying tuition. Starting Points began in 1992 and funds a 6-hour program day. LA4 began in 2001, has a higher per-child funding level than Starting Points, and offers up to 4 hours of before- and after-school programming per day in addition to the 6 hours of regular instruction. Although Starting Points does not offer the additional wrap-around hours, some children enrolled in Starting Points may receive before- and after-school services supported by LA4.

Louisiana began offering a fourth prekindergarten initiative, the Nonpublic Schools Early Childhood Development Program (NSECD), in 2001. NSECD provides tuition reimbursements to parents who wish to send their 4-year-olds to state-approved private preschools. Approved programs must offer at least 6 hours of instruction and up to 4 hours of before- and after-school services per day. Families with income below 200 percent of the federal poverty level are eligible for NSECD reimbursements.

In addition to the four initiatives profiled in this report, Louisiana used approximately \$25 million of Title I funding to support preschool services for more than 7,500 students.

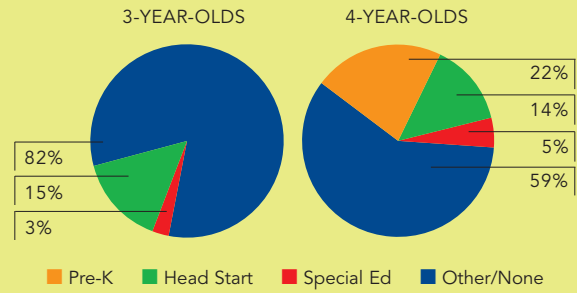
Hurricanes Katrina and Rita caused major shifts in student populations across the state of Louisiana. Enrollment increased considerably in the LA4 and Starting Points programs, but decreased in both 8(g) and NSECD. NSECD program administrators noted that prior to the hurricanes, they had anticipated a 15 percent enrollment increase for 2005-2006. While Hurricanes Katrina and Rita also contributed to the decrease in enrollment for the 8(g) program, 8(g) enrollment decreases should not be attributed entirely to the hurricanes.

In order to document the contributions Louisiana makes to preschool education through its four separate initiatives, we first present summary information reflecting the state’s overall commitment to prekindergarten. Enrollment and state spending for the 8(g), LA4, Starting Points, and NSECD programs are taken into account. Next, we present specific details about each initiative. The third page of this profile focuses exclusively on the 8(g) program; the fourth page focuses exclusively on the LA4 and Starting Points programs with differences between the two initiatives noted; and the final page focuses exclusively on the NSECD program.

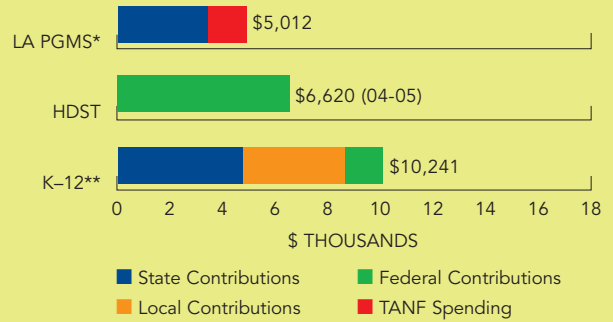
STATE OVERVIEW

Total state program enrollment	13,791
Total state spending	\$69,115,436
State spending per child enrolled	\$5,012
State spending per 3-year-old	\$0
State spending per 4-year-old.....	\$1,083

STATE PRE-K AND HEAD START ENROLLMENT AS PERCENTAGE OF TOTAL POPULATION



SPENDING PER CHILD ENROLLED



* Pre-K programs may receive additional funds from federal or local sources that are not included in this figure.

**K-12 expenditures include capital spending as well as current operating expenditures.

Data are for the '05-'06 school year, unless otherwise noted.

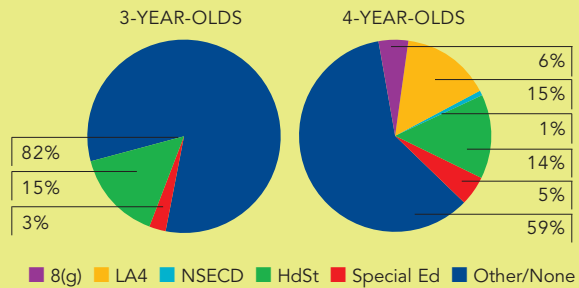
ACCESS RANKING-4s	ACCESS RANKING-3s	RESOURCES RANKING
14	None Served	8

LOUISIANA 8(g) STUDENT ENHANCEMENT BLOCK GRANT PROGRAM

ACCESS

Total state program enrollment	3,443
School districts that offer state program	100%
Income requirement	None ¹
Hours of operation	Determined locally ²
Operating schedule	Academic year
Special education enrollment	5,394
Federally funded Head Start enrollment	18,375
State-funded Head Start enrollment	0

STATE PRE-K AND HEAD START ENROLLMENT AS PERCENTAGE OF TOTAL POPULATION



QUALITY STANDARDS CHECKLIST

POLICY	STATE PRE-K REQUIREMENT	BENCHMARK	DOES REQUIREMENT MEET BENCHMARK?
Early learning standards	Comprehensive	Comprehensive	<input checked="" type="checkbox"/>
Teacher degree	BA	BA	<input checked="" type="checkbox"/>
Teacher specialized training	Certification in Nursery, K, Pre-K-3, or Early Intervention	Specializing in pre-K	<input type="checkbox"/>
Assistant teacher degree	Determined locally	CDA or equivalent	<input type="checkbox"/>
Teacher in-service	150 clock hours/5 years	At least 15 hours/year	<input checked="" type="checkbox"/>
Maximum class size		20 or lower	<input checked="" type="checkbox"/>
3-year-olds	NA		
4-year-olds	20		
Staff-child ratio		1:10 or better	<input checked="" type="checkbox"/>
3-year-olds	NA		
4-year-olds	1:10		
Screening/referral and support services	Developmental screening; and support services ³	Vision, hearing, health; and at least 1 support service	<input type="checkbox"/>
Meals	Breakfast, lunch, and snack	At least 1/day	<input checked="" type="checkbox"/>
Monitoring	Site visits and other monitoring	Site visits	<input checked="" type="checkbox"/>

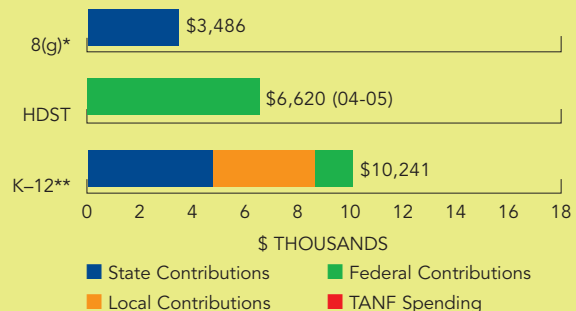
TOTAL BENCHMARKS MET

7

RESOURCES

Total state pre-K spending	\$12,001,194
Local match required?	No
State spending per child enrolled	\$3,486 ⁵
State spending per 3-year-old	\$0
State spending per 4-year-old	\$188

SPENDING PER CHILD ENROLLED



* Pre-K programs may receive additional funds from federal or local sources that are not included in this figure.

**K-12 expenditures include capital spending as well as current operating expenditures.

Data are for the '05-'06 school year, unless otherwise noted.

¹ The state does not set specific income eligibility criteria, but stipulates that priority be given to children from low-income families.
² Programs must offer at least 63,720 minutes of instructional time per year. The 8(g) program funds a 6-hour instructional day, but not wrap around/extended-day services. However, these services may be provided through other funding sources to children served in 8(g)-funded classrooms.
³ Developmental screening is conducted to determine which children are potentially eligible and to plan an appropriate program. Vision, hearing, and general physical health screening is determined at the local level. The 8(g) program follows the referral process and policies established by the state Board of Elementary and Secondary Education.

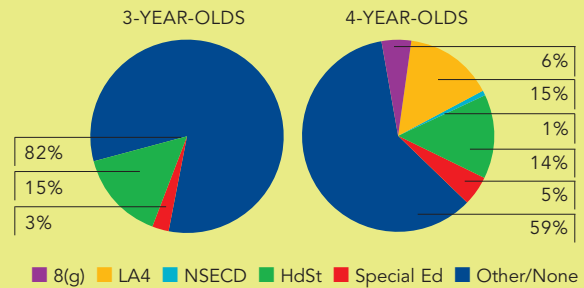
⁴ Support services include parenting support or training, parent involvement activities, health services for children, information about nutrition, referral to social services, and transition to kindergarten activities. The number of required annual parent conferences or home visits is determined locally.
⁵ This spending per child figure is not comparable to spending per child figures reported for the 8(g) program prior to our 2005 report. Calculations of spending per child in our 2003 and 2004 reports were based on duplicated enrollment counts that included children supported with other funding sources. The 2005-2006 enrollment total reported above is an unduplicated count.

LOUISIANA LA4 AND STARTING POINTS PROGRAMS

ACCESS

Total state program enrollment	9,613 ¹
School districts that offer state program	76%
Income requirement	185% FPL
Hours of operation	6 hours/day, 5 days/week ²
Operating schedule	Academic year
Special education enrollment	5,394
Federally funded Head Start enrollment	18,375
State-funded Head Start enrollment	0

STATE PRE-K AND HEAD START ENROLLMENT AS PERCENTAGE OF TOTAL POPULATION



QUALITY STANDARDS CHECKLIST

POLICY	STATE PRE-K REQUIREMENT	BENCHMARK	DOES REQUIREMENT MEET BENCHMARK?
Early learning standards	Comprehensive	Comprehensive	<input checked="" type="checkbox"/>
Teacher degree	BA	BA	<input checked="" type="checkbox"/>
Teacher specialized training	Certification in Nursery, K Pre-K, Pre-K-3, or Early Intervention ³	Specializing in pre-K	<input type="checkbox"/>
Assistant teacher degree	HSD	CDA or equivalent	<input type="checkbox"/>
Teacher in-service	18 clock hours	At least 15 hours/year	<input checked="" type="checkbox"/>
Maximum class size		20 or lower	<input checked="" type="checkbox"/>
3-year-olds	NA		
4-year-olds	20		
Staff-child ratio		1:10 or better	<input checked="" type="checkbox"/>
3-year-olds	NA		
4-year-olds	1:10		
Screening/referral	Vision, hearing, health, and dental; and support services	Vision, hearing, health; and at least 1 support service	<input checked="" type="checkbox"/>
Meals	Lunch and snack	At least 1/day	<input checked="" type="checkbox"/>
Monitoring	Site visits and other monitoring	Site visits	<input checked="" type="checkbox"/>

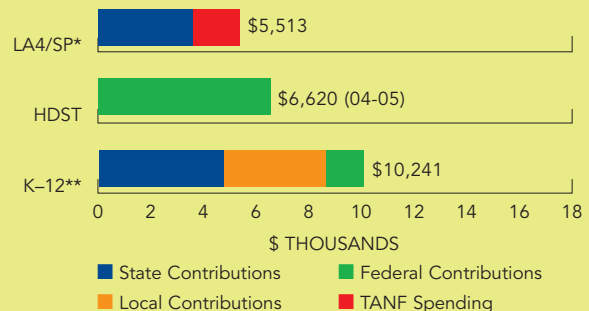
TOTAL BENCHMARKS MET

8

RESOURCES

Total state pre-K spending	\$53,000,000 ⁵
Local match required?	No
State spending per child enrolled	\$5,513 ⁶
State spending per 3-year-old	\$0
State spending per 4-year-old	\$830 ⁶

SPENDING PER CHILD ENROLLED



* Pre-K programs may receive additional funds from federal or local sources that are not included in this figure.

** K-12 expenditures include capital spending as well as current operating expenditures.

Data are for the '05-'06 school year, unless otherwise noted.

¹ The state-funded enrollment total does not include children whose before- and after-school enrichment services were funded by LA4. The total also does not include 288 tuition-paying students from families with income above the income requirement and 301 students served through other funding sources.

² LA4/Starting Points funds also support before- and after-school services.

³ Accepted certifications include: Nursery, Kindergarten, Non-categorical Pre-K, Pre-K-3, or Early Intervention. Teachers may also qualify with any of the following: Elementary certificate and an Out-of-Field Authorization to Teach, a BA and a Temporary Employment Permit, or an Out-of-State Provisional Certificate. Teachers qualifying under these conditions must be working toward obtaining a Louisiana teaching certificate specified in program requirements.

⁴ Support services include two parent conferences, education services or job training for parents, parenting support or training, parent involvement activities, health services for children, information about nutrition, referral to social services, and referral for mental health issues.

⁵ LA4 and Starting Points programs were supported by a total of \$36 million in state funds, as well as \$17 million in federal TANF funds that the state chose to direct toward prekindergarten.

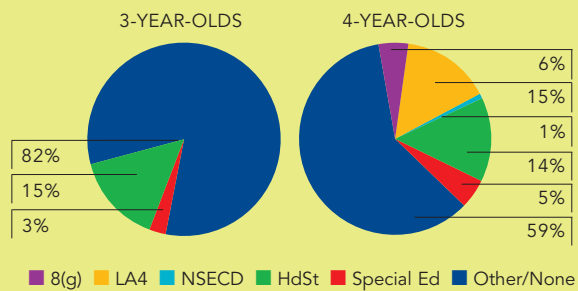
⁶ These estimates include both state and TANF funds.

LOUISIANA NONPUBLIC SCHOOLS EARLY CHILDHOOD DEVELOPMENT PROGRAM (NSECD)

ACCESS

Total state program enrollment	735 ¹
School districts that offer state program	100% (parishes) ²
Income requirement	200% FPL
Hours of operation	10 hours/day, 5 days/week
Operating schedule	Academic year
Special education enrollment	5,394
Federally funded Head Start enrollment	18,375
State-funded Head Start enrollment	0

STATE PRE-K AND HEAD START ENROLLMENT AS PERCENTAGE OF TOTAL POPULATION



QUALITY STANDARDS CHECKLIST

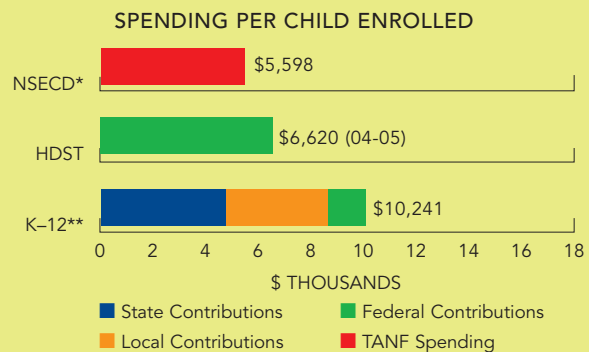
POLICY	STATE PRE-K REQUIREMENT	BENCHMARK	DOES REQUIREMENT MEET BENCHMARK?
Early learning standards	Comprehensive	Comprehensive	<input checked="" type="checkbox"/>
Teacher degree	BA	BA	<input checked="" type="checkbox"/>
Teacher specialized training	See footnotes ³	Specializing in pre-K	<input checked="" type="checkbox"/>
Assistant teacher degree	HSD	CDA or equivalent	<input type="checkbox"/>
Teacher in-service	18 clock hours	At least 15 hours/year	<input checked="" type="checkbox"/>
Maximum class size		20 or lower	<input checked="" type="checkbox"/>
3-year-olds	NA		
4-year-olds	20		
Staff-child ratio		1:10 or better	<input checked="" type="checkbox"/>
3-year-olds	NA		
4-year-olds	1:10		
Screening/referral	Vision, hearing, health; ⁴ and support services ⁵	Vision, hearing, health; and at least 1 support service	<input checked="" type="checkbox"/>
Meals	Breakfast, lunch, and snack	At least 1/day	<input checked="" type="checkbox"/>
Monitoring	Site visits and other monitoring	Site visits	<input checked="" type="checkbox"/>

TOTAL BENCHMARKS MET

9

RESOURCES

Total state pre-K spending	\$4,114,242 ⁶
Local match required?	No
State spending per child enrolled	\$5,598 ⁷
State spending per 3-year-old	\$0
State spending per 4-year-old	\$64 ⁷



* Pre-K programs may receive additional funds from federal or local sources that are not included in this figure.

** K-12 expenditures include capital spending as well as current operating expenditures.

Data are for the '05-'06 school year, unless otherwise noted.

¹ NSECD served 1,195 children in August 2005, and an increase in enrollment to 1,374 was anticipated. However, due to the impact of Hurricanes Katrina and Rita, the program ultimately had an average monthly enrollment of 735 during 2005-2006.

² In the wake of Hurricane Katrina, NSECD obtained state permission to serve evacuee and at-risk children anywhere in the state. This change in policy allows the program to now provide services statewide.

³ Accepted certifications include: Pre-K-3, Early Intervention, Nursery, Kindergarten, Non-categorical Pre-K, or Elementary Education. However, effective with the 2005-2006 program year, teachers who do not hold early childhood-level certification must enroll in courses required to add the Pre-K-3 or Early Interventionist certification, and must also participate in a 3-day training in early childhood. Requirements effective with the 2006-2007 school year state that all teachers must obtain an early childhood credential within 3 years.

⁴ Vision and hearing screening and referral are a component of the services offered directly by the NSECD program. In addition, all NSECD participants are offered health screening and referral through KidMed, a service of the state's Medicaid agency.

⁵ Support services include two parent conferences, parenting support and training, parent involvement activities, health services for children, referral to social services, transition to kindergarten activities, and other specific locally determined services.

⁶ This funding total consists of federal TANF funds that the state has chosen to direct toward prekindergarten. There are no additional state funds.

⁷ These estimates are based on the state's use of federal TANF funds.