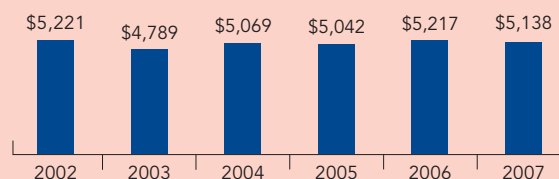


Louisiana

PERCENT OF STATE POPULATION ENROLLED



STATE SPENDING PER CHILD ENROLLED
(2007 DOLLARS)



Louisiana has four state-funded preschool initiatives currently in operation. The first prekindergarten program offered in Louisiana was the Model Early Childhood program, started in 1988. After the state stopped making annual appropriations to the initiative in 1993, local school districts began providing prekindergarten for at-risk children using the 8(g) Student Enhancement Block Grant program. Children are eligible to participate if they are considered at risk of being “insufficiently ready for the regular school program,” and priority is given to children from low-income families. All school districts offer services to at-risk 4-year-olds through the 8(g) Student Enhancement Block Grant program.

Two other state prekindergarten initiatives, LA4 and Starting Points, are very similar and submit combined data for this report, although there are slight differences between them. Starting Points began in 1992 and funds a 6-hour program day. LA4 began in 2001, has a higher per-child funding level than Starting Points, and offers up to 4 hours of before- and after-school programming per day in addition to the 6 hours of regular instruction. Although Starting Points does not offer the additional wrap-around hours, some children enrolled in Starting Points may receive before- and after-school services supported by LA4. The programs are available in 52 out of 69 Louisiana school districts (plus one charter school) and are funded through state funds and TANF dollars to serve 4-year-olds who qualify for free or reduced-price lunch. Four-year-olds from higher-income families may also participate through local funding or by paying tuition. Services are provided by public or charter schools, although as the program expands, school districts may opt to contract with Head Start or private providers to offer various services.

Louisiana’s fourth prekindergarten initiative, the Nonpublic Schools Early Childhood Development Program (NSECD), was started in 2001. This program provides tuition reimbursements to parents who wish to send their 4-year-olds to state-approved private preschools. Approved programs must offer at least 6 hours of instruction and up to 4 hours of before- and after-school services per day. Participating families with incomes below 200 percent of the federal poverty level are eligible for NSECD reimbursement. In addition to the four initiatives profiled in this report, Louisiana used approximately \$25 million in Title I funding to support preschool services for more than 7,500 students.

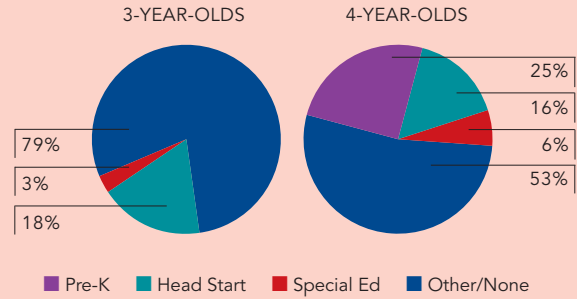
As a result of Hurricanes Katrina and Rita, major shifts in student populations have occurred across the state of Louisiana. Enrollment increased for the 2006-2007 program year in both the LA4 and Starting Points programs and NSECD, but enrollment in 8(g) dropped slightly.

In order to document the contributions Louisiana makes to prekindergarten through its four separate initiatives, we first present summary information reflecting the state’s overall commitment to prekindergarten. Enrollment and state spending for the 8(g), LA4, Starting Points, and NSECD programs are taken into account. Next, we present specific details about each initiative. The third page of this profile focuses exclusively on the 8(g) program; the fourth page focuses exclusively on the LA4 and Starting Points programs with differences between the two initiatives noted; and the final page focuses exclusively on the NSECD program.

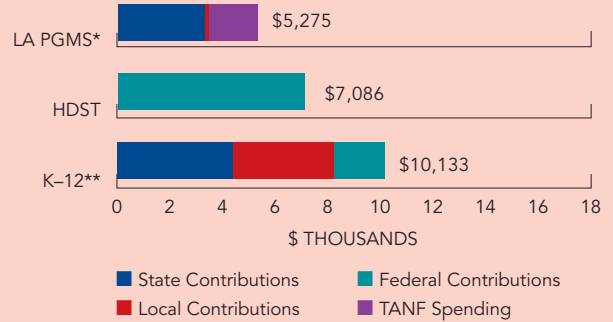
STATE OVERVIEW

Total state program enrollment.....14,543
 Total state spending\$74,719,738
 State spending per child enrolled.....\$5,138
 All reported spending per child enrolled\$5,275

STATE PRE-K AND HEAD START ENROLLMENT AS PERCENTAGE OF TOTAL POPULATION



SPENDING PER CHILD ENROLLED



* Pre-K programs may receive additional funds from federal or local sources that are not included in this figure.

**K-12 expenditures include capital spending as well as current operating expenditures.

Data are for the '06-'07 school year, unless otherwise noted.

ACCESS RANKINGS	
4-YEAR-OLDS	3-YEAR-OLDS
14	None Served

RESOURCES RANKINGS	
STATE SPENDING	ALL REPORTED SPENDING
8*	18

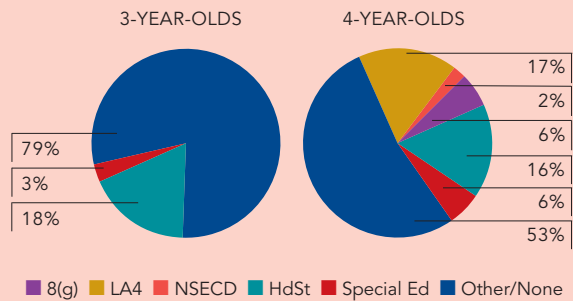
* In previous Yearbooks, only state spending was ranked.

LOUISIANA 8(g) STUDENT ENHANCEMENT BLOCK GRANT PROGRAM

ACCESS

Total state program enrollment.....	3,327
School districts that offer state program	100%
Income requirement	None ¹
Hours of operation.....	6 hours/day, 5 days/week ²
Operating schedule	Academic year
Special education enrollment	5,348
Federally funded Head Start enrollment.....	20,344
State-funded Head Start enrollment	0

STATE PRE-K AND HEAD START ENROLLMENT AS PERCENTAGE OF TOTAL POPULATION



QUALITY STANDARDS CHECKLIST

POLICY	STATE PRE-K REQUIREMENT	BENCHMARK	DOES REQUIREMENT MEET BENCHMARK?
Early learning standards	Comprehensive	Comprehensive	<input checked="" type="checkbox"/>
Teacher degree	BA	BA	<input checked="" type="checkbox"/>
Teacher specialized training.....	Certification in Nursery, K, Pre-K-3, or Early Intervention	Specializing in pre-K	<input type="checkbox"/>
Assistant teacher degree	Determined locally	CDA or equivalent	<input type="checkbox"/>
Teacher in-service.....	150 clock hours/5 years	At least 15 hours/year	<input checked="" type="checkbox"/>
Maximum class size		20 or lower	<input checked="" type="checkbox"/>
3-year-olds	NA		
4-year-olds	20		
Staff-child ratio		1:10 or better	<input checked="" type="checkbox"/>
3-year-olds	NA		
4-year-olds	1:10		
Screening/referral	Developmental screening, ³ and support services	Vision, hearing, health; and at least 1 support service	<input type="checkbox"/>
Meals	Breakfast, lunch, and snack	At least 1/day	<input checked="" type="checkbox"/>
Monitoring	Site visits and other monitoring	Site visits	<input checked="" type="checkbox"/>

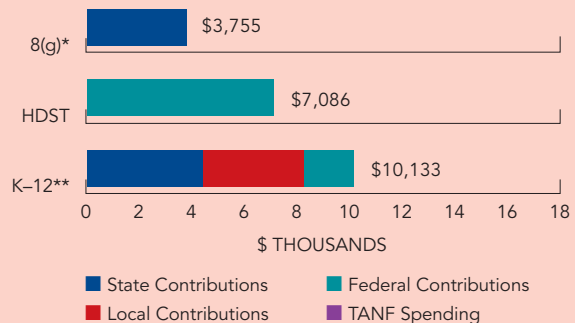
TOTAL BENCHMARKS MET

7

RESOURCES

Total state pre-K spending.....	\$12,494,431
Local match required?.....	No
State spending per child enrolled.....	\$3,755
All reported spending per child enrolled*	\$3,755

SPENDING PER CHILD ENROLLED



* Pre-K programs may receive additional funds from federal or local sources that are not included in this figure.

**K-12 expenditures include capital spending as well as current operating expenditures.

Data are for the '06-'07 school year, unless otherwise noted.

¹ The state does not set specific income eligibility criteria, but stipulates that priority be given to children from low-income families.

² Programs must offer at least 63,720 minutes of instructional time per year. The 8(g) program funds a 6-hour instructional day, 5 days per week (the typical operating schedule), but not wrap-around/extended-day services. However, these services may be provided through other funding sources to children served in 8(g)-funded classrooms.

³ Developmental screening is conducted to determine which children are potentially eligible and to plan an appropriate program. Vision, hearing, dental, and general physical health screening is determined at the local level. The 8(g) program follows the referral process and policies established by the state Board of Elementary and Secondary Education.

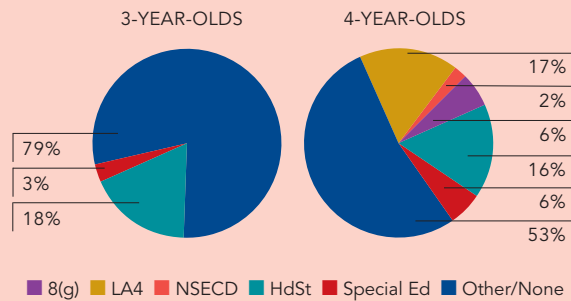
⁴ Support services include parenting support or training, parent involvement activities, health services for children, information about nutrition, referral to social services, and transition to kindergarten activities. The number of required annual parent conferences or home visits is determined locally.

LOUISIANA LA4 AND STARTING POINTS PROGRAMS

ACCESS

Total state program enrollment.....	10,063 ¹
School districts that offer state program	75%
Income requirement.....	185% FPL
Hours of operation.....	6 hours/day, 5 days/week ²
Operating schedule	Academic year
Special education enrollment	5,348
Federally funded Head Start enrollment.....	20,344
State-funded Head Start enrollment	0

STATE PRE-K AND HEAD START ENROLLMENT AS PERCENTAGE OF TOTAL POPULATION

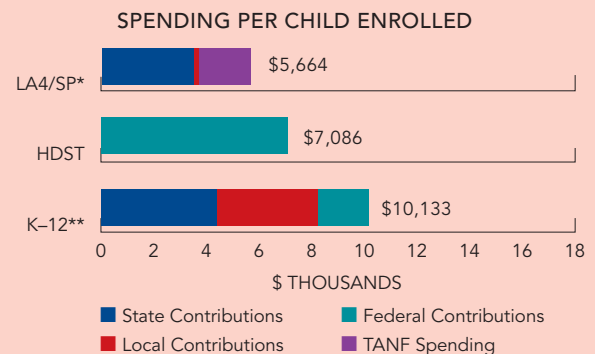


QUALITY STANDARDS CHECKLIST

POLICY	STATE PRE-K REQUIREMENT	BENCHMARK	DOES REQUIREMENT MEET BENCHMARK?	
Early learning standards	Comprehensive	Comprehensive	<input checked="" type="checkbox"/>	<div style="border: 1px solid black; padding: 5px; text-align: center;"> TOTAL BENCHMARKS MET 8 </div>
Teacher degree	BA	BA	<input checked="" type="checkbox"/>	
Teacher specialized training	Certification in Nursery, K, Pre-K, Pre-K-3, Elementary, or Early Intervention ³	Specializing in pre-K	<input type="checkbox"/>	
Assistant teacher degree	HSD	CDA or equivalent	<input type="checkbox"/>	
Teacher in-service	18 clock hours	At least 15 hours/year	<input checked="" type="checkbox"/>	
Maximum class size		20 or lower	<input checked="" type="checkbox"/>	
3-year-olds	NA			
4-year-olds	20			
Staff-child ratio		1:10 or better	<input checked="" type="checkbox"/>	
3-year-olds	NA			
4-year-olds	1:10			
Screening/referral and support services	Vision, hearing, health, developmental; and support services ⁴	Vision, hearing, health; and at least 1 support service	<input checked="" type="checkbox"/>	
Meals	Lunch and snack	At least 1/day	<input checked="" type="checkbox"/>	
Monitoring	Site visits and other monitoring	Site visits	<input checked="" type="checkbox"/>	

RESOURCES

Total state pre-K spending	\$55,000,000 ⁵
Local match required?.....	No
State spending per child enrolled.....	\$5,466 ⁶
All reported spending per child enrolled*	\$5,664



* Pre-K programs may receive additional funds from federal or local sources that are not included in this figure.

** K-12 expenditures include capital spending as well as current operating expenditures.

Data are for the '06-'07 school year, unless otherwise noted.

¹ The state-funded enrollment total does not include children whose before- and after-school enrichment services were funded by LA4. The total also does not include 408 tuition-paying students from families with income above the income requirement and 429 students served through other funding sources.

² Most districts offer 5 days, however, a few districts operate a 4-day school week. School days are longer for these programs. LA4/Starting Points funds also support before- and after-school services.

³ Accepted certifications include: Nursery, Kindergarten, Non-categorical Pre-K, Pre-K-3, or Early Intervention. Teachers may also qualify with any of the following: Elementary certificate and an Out-of-Field Authorization to Teach, a BA and a Temporary Employment Permit, or an Out-of-State Provisional Certificate.

Teachers qualifying under these conditions must be working toward obtaining a Louisiana teaching certificate specified in program requirements.

⁴ Support services include two parent conferences, education services or job training for parents, parenting support or training, parent involvement activities, health services for children, information about nutrition, referral to social services, and referral for mental health issues, child development knowledge, parenting skills, adult literacy and employment counseling.

⁵ LA4 and Starting Points programs were supported by a total of \$35 million in state funds, as well as \$20 million in federal TANF funds that the state chose to direct toward prekindergarten.

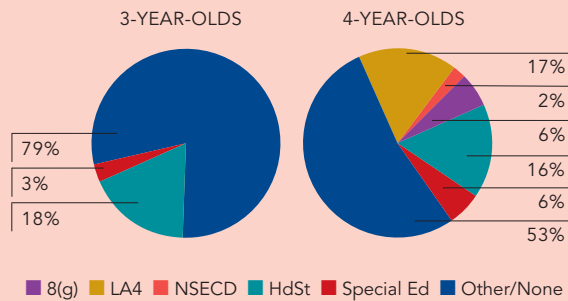
⁶ This estimate includes both state and TANF funds.

LOUISIANA NONPUBLIC SCHOOLS EARLY CHILDHOOD DEVELOPMENT PROGRAM (NSECD)

ACCESS

Total state program enrollment.....	1,153
School districts that offer state program	100% (parishes)
Income requirement.....	200% FPL
Hours of operation.....	10 hours/day, 5 days/week
Operating schedule	Academic year ¹
Special education enrollment	5,348
Federally funded Head Start enrollment.....	20,344
State-funded Head Start enrollment	0

STATE PRE-K AND HEAD START ENROLLMENT AS PERCENTAGE OF TOTAL POPULATION



QUALITY STANDARDS CHECKLIST

POLICY	STATE PRE-K REQUIREMENT	BENCHMARK	DOES REQUIREMENT MEET BENCHMARK?
Early learning standards	Comprehensive	Comprehensive	<input checked="" type="checkbox"/>
Teacher degree	BA	BA	<input checked="" type="checkbox"/>
Teacher specialized training	See footnotes ²	Specializing in pre-K	<input type="checkbox"/>
Assistant teacher degree	HSD ³	CDA or equivalent	<input type="checkbox"/>
Teacher in-service	18 clock hours	At least 15 hours/year	<input checked="" type="checkbox"/>
Maximum class size	20 or lower		<input checked="" type="checkbox"/>
3-year-olds	NA		
4-year-olds	20		
Staff-child ratio		1:10 or better	<input checked="" type="checkbox"/>
3-year-olds	NA		
4-year-olds	1:10		
Screening/referral	Vision, hearing, health, and support services	Vision, hearing, health; and at least 1 support service	<input checked="" type="checkbox"/>
Meals	Breakfast, lunch, and snack	At least 1/day	<input checked="" type="checkbox"/>
Monitoring	Site visits and other monitoring	Site visits	<input checked="" type="checkbox"/>

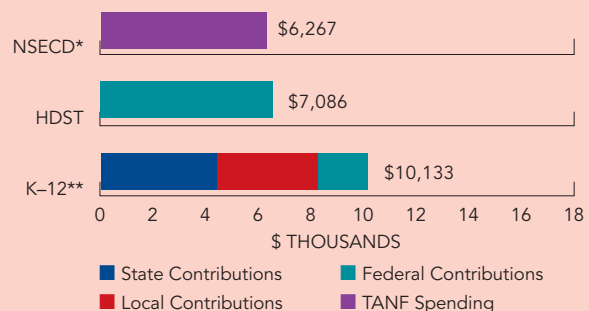
TOTAL BENCHMARKS MET

8

RESOURCES

Total state pre-K spending.....	\$7,225,307 ⁶
Local match required?.....	No
State spending per child enrolled.....	\$6,267 ⁷
All reported spending per child enrolled*	\$6,267

SPENDING PER CHILD ENROLLED



* Pre-K programs may receive additional funds from federal or local sources that are not included in this figure.

**K-12 expenditures include capital spending as well as current operating expenditures.

Data are for the '06-'07 school year, unless otherwise noted.

¹ There is also an optional summer program when the budget permits.

² Accepted certifications include: Pre-K-3, Early Intervention, Nursery, Kindergarten, Non-categorical Pre-K, or Elementary Education. However, effective with the 2005-2006 program year, teachers who do not hold early childhood-level certification must enroll in courses required to add the Pre-K-3 or Early Interventionist certification, and must also participate in a 3-day training in early childhood. Teachers must be enrolled by January 2007 and incumbent teachers must complete their early childhood certification within 3 years. New teachers must complete the certification within 3 years of their hire date.

³ Assistant teachers must be working toward and enrolled in a CDA program or associate degree level early childhood education program. New hires have two years to complete a CDA or AA in ECE. Current teachers have until 2009 to

meet this requirement. By 2007, only assistant teachers with at least a CDA will be hired.

⁴ Vision and hearing screening and referral are a component of the services offered directly by the NSECD program. In addition, all NSECD participants are offered health screening and referral through KidMed, a service of the state's Medicaid agency. Dental screening and referrals are determined locally.

⁵ Support services include two parent conferences, parenting support and training, parent involvement activities, health services for children, referral to social services, transition to kindergarten activities, and educational field trips.

⁶ This funding total consists of federal TANF funds that the state has chosen to direct toward prekindergarten. There are no additional state funds.

⁷ This estimate is based on the state's use of federal TANF funds.