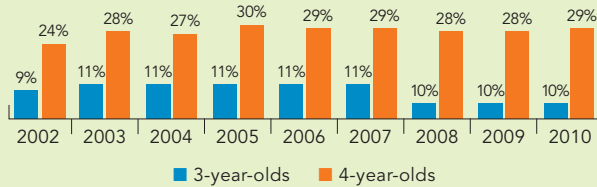
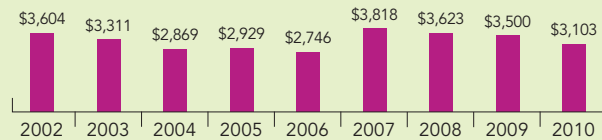


# Kentucky

PERCENT OF STATE POPULATION ENROLLED



STATE SPENDING PER CHILD ENROLLED  
(2010 DOLLARS)



The Kentucky Preschool Program was launched in 1990 in response to the Kentucky Education Reform Act. The program is available to 4-year-olds from low-income families as well as 3- and 4-year-olds with disabilities. In the 2006-2007 school year, the number of children eligible for the program increased when the income eligibility requirement was raised from 130 percent of the federal poverty line (FPL) to 150 percent of FPL. Children who do not meet these eligibility requirements may participate based on space availability, though they are funded by district money or tuition rather than state dollars. The Kentucky Preschool Program distributes money to local school districts according to a funding formula. School districts may subcontract with private child care centers, Head Start programs, and special education providers to offer preschool services.

The Kentucky Department of Education began identifying Classrooms of Excellence, or high-quality state-funded preschool education classrooms, during the 2006-2007 school year. To meet the qualifications as a Classroom of Excellence, preschool teachers must hold certification in early childhood and undergo a rigorous application process, which includes implementation of early childhood standards, intensive self-study, and regional or national accreditation.

Kentucky also participates in the Strong Start initiative, which was established by the Prichard Committee for Academic Excellence in the 2008-2009 school year. Strong Start seeks to establish private/public partnerships in order to increase access to high-quality preschool programs for 3- and 4-year-olds from families whose incomes are up to 200 percent of FPL. In addition, Kentucky is implementing a statewide Kentucky Student Intervention, which includes preschool and is Kentucky's version of Response to Intervention. Under the Kentucky Student Intervention, programs must implement instruction by qualified personnel with research-based interventions.

A 27-member Task Force on Early Childhood Development and Education was established by the governor in February 2009. The task force seeks to increase collaboration among child care providers, define school readiness, and raise quality in early learning settings. Kentucky also implemented the first stage of the Preschool Program Review (P2R) monitoring process through pilots in seven districts in the 2009-2010 school year. The process includes an ECERS-R for every classroom and an online survey, as well as site-visit teams that examine documentation, observe classrooms, and interview teachers, administrators, and parents. The P2R pilot will continue in the 2010-2011 school year with the goal of establishing assessors in each district who can use ECERS-R with valid inter-rater reliability to help districts improve their teaching and learning processes.

ACCESS RANKINGS	
4-YEAR-OLDS	3-YEAR-OLDS
14	5

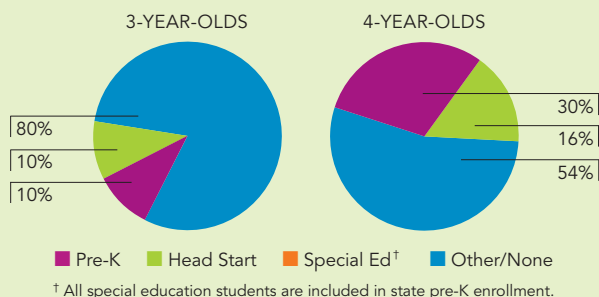
RESOURCES RANKINGS	
STATE SPENDING	ALL REPORTED SPENDING
30	14

## KENTUCKY PRESCHOOL PROGRAM

### ACCESS

Total state program enrollment .....	22,299 <sup>1</sup>
School districts that offer state program .....	100%
Income requirement .....	150% FPL
Hours of operation .....	2.5 hours/day, + meal time, 4 or 5 days/week
Operating schedule .....	Academic year
Special education enrollment .....	10,794 <sup>2</sup>
Federally funded Head Start enrollment .....	14,933
State-funded Head Start enrollment .....	0

### STATE PRE-K AND HEAD START ENROLLMENT AS PERCENTAGE OF TOTAL POPULATION



### QUALITY STANDARDS CHECKLIST

POLICY	STATE PRE-K REQUIREMENT	BENCHMARK	DOES REQUIREMENT MEET BENCHMARK?
Early learning standards .....	Comprehensive	Comprehensive	<input checked="" type="checkbox"/>
Teacher degree .....	BA <sup>3</sup>	BA	<input checked="" type="checkbox"/>
Teacher specialized training.....	Interdisciplinary ECE - Birth to K	Specializing in pre-K	<input checked="" type="checkbox"/>
Assistant teacher degree .....	HSD	CDA or equivalent	<input type="checkbox"/>
Teacher in-service .....	28 clock hours	At least 15 hours/year	<input checked="" type="checkbox"/>
Maximum class size .....		20 or lower	<input checked="" type="checkbox"/>
3-year-olds .....	20		
4-year-olds .....	20		
Staff-child ratio .....		1:10 or better	<input checked="" type="checkbox"/>
3-year-olds .....	1:10		
4-year-olds .....	1:10		
Screening/referral .....	Vision, hearing, health, and support services	Vision, hearing, health; and at least 1 support service	<input checked="" type="checkbox"/>
Meals .....	Breakfast or lunch	At least 1/day	<input checked="" type="checkbox"/>
Monitoring .....	Site visits and other monitoring <sup>5</sup>	Site visits	<input checked="" type="checkbox"/>

**TOTAL BENCHMARKS MET**

**9**

### RESOURCES

Total state pre-K spending .....	\$69,187,530
Local match required? .....	No
State spending per child enrolled .....	\$3,103
All reported spending per child enrolled*.....	\$6,290

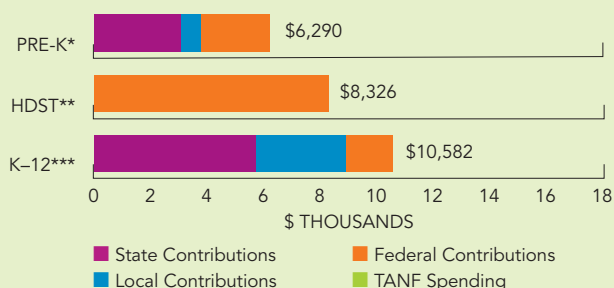
\* Pre-K programs may receive additional funds from federal or local sources that are not included in this figure.

\*\* Head Start per-child spending for the 2009-2010 year includes funding from the American Recovery and Reinvestment Act (ARRA).

\*\*\* K-12 expenditures include capital spending as well as current operating expenditures.

Data are for the '09-'10 school year, unless otherwise noted.

### SPENDING PER CHILD ENROLLED



<sup>1</sup> This total includes a supplemental count of 1,295 3-year-olds who received special education services after reaching their third birthday later than December 1.

<sup>2</sup> Because the state pre-K program is interrelated with the state special education program, it is not possible to provide a unique special education enrollment count for Kentucky. The estimates for special education enrollment include some children also counted in the totals for state pre-K.

<sup>3</sup> Teachers hired as lead teachers before 2004-2005 can hold a CDA or AA in child development. These teachers are allowed to remain in their current positions but may not transfer to other districts.

<sup>4</sup> Support services include two annual parent conferences or home visits, parenting support or training, health services for parents and children, information about nutrition, referral to social services, and transition to kindergarten activities.

<sup>5</sup> In the 2009-2010 school year, Kentucky began a mandatory process that will initially provide site visits to seven pilot sites. By 2011-2012, 20 percent of programs statewide will be visited each year.