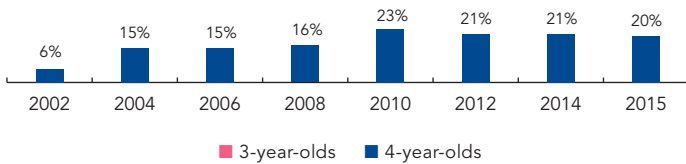
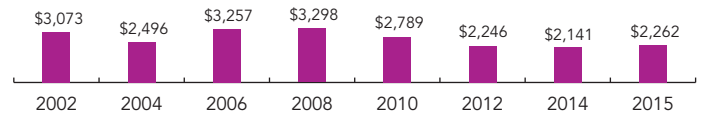


Kansas

PERCENT OF STATE POPULATION ENROLLED*



STATE SPENDING PER CHILD ENROLLED*
(2015 DOLLARS)



There are two state-funded pre-K programs supported by Kansas. The first program, established in 1998, is the Kansas State Pre-Kindergarten Program, formerly known as the Four-Year-Old At-Risk Program. The second program is the Kansas Preschool Program, formerly known as the Pre-K Pilot Program, which was first offered in the 2006-2007 program year and is funded with tobacco dollars from the Master Settlement Agreement.

The Kansas State Pre-K Program provides funding to public schools directly, although schools may subcontract with community-based organizations to provide services. School districts receive 50% of the Base Student Aid per pupil, per the state's K-12 funding formula. If applicable, they also receive weighting for transportation, serving at-risk population, and/or local budget options. Eligibility for the program requires that children must meet, at minimum, one of the eight risk factors: eligibility for free lunch (130% FPL), academic or developmental delay based upon validated assessments, English Language Learner status, migrant status, a parent lacking a high school diploma or GED, having a single parent, having a teen parent, or having a referral from the Department for Children and Families agency. Child inventories on randomly selected children in each classroom, as well as classroom and parent surveys, are among data collected via a web application.

The Kansas Preschool Program is operated by the Kansas State Department of Education and is presently accessible in 14 out of 105 counties. Grants are awarded to school districts and nonprofit community partnerships or community agencies on behalf of a coalition of service providers. At least 50% of the children enrolled must meet either one of the program risk factors listed above or one of the alternate risk factors; alternate factors include being referred by an early childhood organization, qualifying for reduced price lunch (185% FPL), or having a parent on active military duty. The other half must be eligible according to standards set by local programs.

In 2013-2014, sites participating in both pre-K programs began receiving technical assistance and support from KSDE. The initial support focused on increased collaboration at the community level and data-driven decision-making. As of the 2013-2014 school year, both Kansas programs were required to use the Kansas Early Learning Standards, which are aligned with Kansas College and Career Ready Standards, K-12.

An evidence-based home visiting program is currently being developed for Kansas Preschool Program sites. The program selection process was planned in the 2013-2014 school year, and was implemented in the 2014-2015 school year. This program requires collaboration among parent educators, parents, and classroom teachers; data collection by a trained parent educator; group visits; and home visits.

Kansas also provides funding for the Parents as Teacher Program, which serves children from prenatal to 3 years old and their families. Managed by the Kansas State Department of Education, the program offers services through local school districts and coordination with other communities.

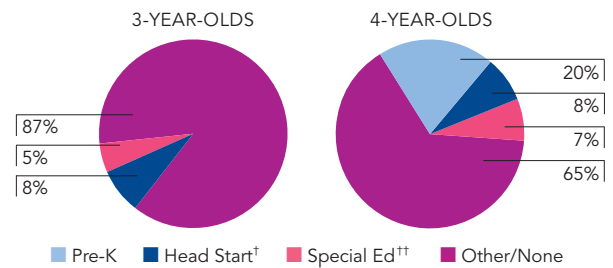
The first two pages of this profile address the general assistance and commitment to prekindergarten in Kansas, including enrollment and spending for both the State Pre-Kindergarten Program and the Kansas Preschool Program. The third page centers solely on the Kansas Preschool Program, while the last page discusses the Kansas State Pre-K Program.

STATE OVERVIEW

ACCESS

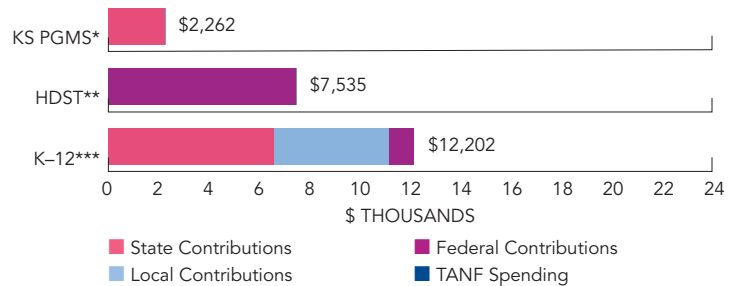
Total state program enrollment	8,134
Total state spending	\$18,397,372
State spending per child enrolled	\$2,262
All reported spending per child enrolled*	\$2,262

STATE PRE-K AND HEAD START ENROLLMENT AS PERCENTAGE OF TOTAL POPULATION



† Some Head Start children may also be counted in state pre-K.
 †† Estimates children in special education not also enrolled in state pre-K or Head Start.

SPENDING PER CHILD ENROLLED



* Pre-K programs may receive additional funds from federal or local sources that are not included in this figure.
 ** Head Start per-child spending for the 2014-2015 year includes funding only for 3- and 4-year-olds served. Past years' figures have unintentionally included funds for Early Head Start.
 *** K-12 expenditures include capital spending as well as current operating expenditures. Data are for the '14-'15 school year, unless otherwise noted.

ACCESS RANKINGS	
4-YEAR-OLDS	3-YEAR-OLDS
25	None Served

RESOURCES RANKINGS	
STATE SPENDING	ALL REPORTED SPENDING
41	42

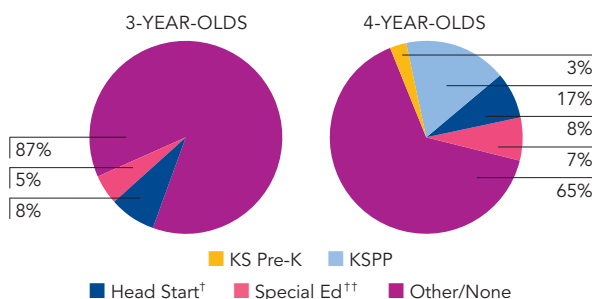
POLICIES TO SUPPORT	
DUAL LANGUAGE LEARNERS	WORKFORCE
—	—

KANSAS PRESCHOOL PROGRAM

ACCESS

Total state program enrollment	1,074
School districts that offer state program	13% (counties/parishes) ¹
Income requirement	185% FPL
Hours of operation	3 hours/day
Operating schedule	Determined locally
Special education enrollment, ages 3 and 4	6,901
Federally funded Head Start enrollment, ages 3 and 4	6,316
State-funded Head Start enrollment, ages 3 and 4	0

STATE PRE-K AND HEAD START ENROLLMENT AS PERCENTAGE OF TOTAL POPULATION



† Some Head Start children may also be counted in state pre-K.
 †† Estimates children in special education not also enrolled in state pre-K or Head Start.

QUALITY STANDARDS CHECKLIST

POLICY	STATE PRE-K REQUIREMENT	BENCHMARK	DOES REQUIREMENT MEET BENCHMARK?
Early learning standards	Comprehensive	Comprehensive	<input checked="" type="checkbox"/>
Teacher degree	BA	BA	<input checked="" type="checkbox"/>
Teacher specialized training	EC Unified (Birth-3rd grade); EC Unified (Birth-K); EC; ECE Handicapped ¹	Specializing in pre-K	<input type="checkbox"/>
Assistant teacher degree	CDA	CDA or equivalent	<input checked="" type="checkbox"/>
Teacher in-service	15 hours/year	At least 15 hours/year	<input checked="" type="checkbox"/>
Maximum class size		20 or lower	<input checked="" type="checkbox"/>
3-year-olds	NA		
4-year-olds	20		
Staff-child ratio		1:10 or better	<input checked="" type="checkbox"/>
3-year-olds	NA		
4-year-olds	1:10		
Screening/referral and support services	Determined locally; and support services ²	Vision, hearing, health; and at least 1 support service	<input type="checkbox"/>
Meals	Snack (part-day); Lunch and one snack (school day)	At least 1/day	<input type="checkbox"/>
Monitoring	Other monitoring	Site visits	<input type="checkbox"/>

TOTAL BENCHMARKS MET

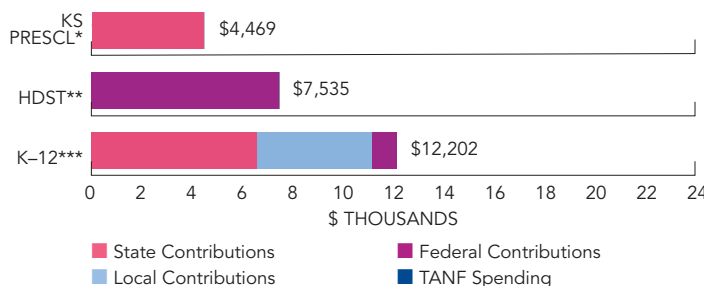
6

RESOURCES

Total state pre-K spending	\$4,799,812
Local match required?	No
State spending per child enrolled	\$4,469
All reported spending per child enrolled*	\$4,469

* Pre-K programs may receive additional funds from federal or local sources that are not included in this figure.
 ** Head Start per-child spending for the 2014-2015 year includes funding only for 3- and 4-year-olds served. Past years' figures have unintentionally included funds for Early Head Start.
 *** K-12 expenditures include capital spending as well as current operating expenditures. Data are for the '14-'15 school year, unless otherwise noted.

SPENDING PER CHILD ENROLLED



¹ As of the 2013-2014 school year, teachers in all settings are required to be licensed in Early Childhood Education. All teachers must be an EC or ECH (Early Childhood Special Education) or ECU (EC Unified) licensed teacher. For this year only, teachers with a license in elementary education who have taught at least two years in an early childhood classroom (4-year-old, at-risk) program can be a teacher in the Kansas Preschool Program.

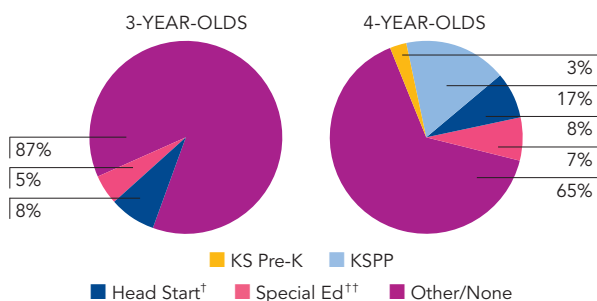
² The grant does not require screenings and referrals. All sites have different models so the actual requirements are locally determined. Hearing and vision tests are required in both public and Head Start settings, however.

KANSAS STATE PREKINDERGARTEN PROGRAM

ACCESS

Total state program enrollment	7,060
School districts that offer state program.....	63% (school districts)
Income requirement	130% FPL
Hours of operation	3 hours/day
Operating schedule	School or academic year
Special education enrollment, ages 3 and 4	6,901
Federally funded Head Start enrollment, ages 3 and 4	6,316
State-funded Head Start enrollment, ages 3 and 4	0

STATE PRE-K AND HEAD START ENROLLMENT AS PERCENTAGE OF TOTAL POPULATION



† Some Head Start children may also be counted in state pre-K.
 †† Estimates children in special education not also enrolled in state pre-K or Head Start.

QUALITY STANDARDS CHECKLIST

POLICY	STATE PRE-K REQUIREMENT	BENCHMARK	DOES REQUIREMENT MEET BENCHMARK?
Early learning standards	Comprehensive	Comprehensive	<input checked="" type="checkbox"/>
Teacher degree	BA	BA	<input checked="" type="checkbox"/>
Teacher specialized training.....	EC Unified; EC; EC Handicapped; EE with EC endorsement; EE	Specializing in pre-K	<input type="checkbox"/>
Assistant teacher degree	CDA	CDA or equivalent	<input checked="" type="checkbox"/>
Teacher in-service	15 hours/year	At least 15 hours/year	<input checked="" type="checkbox"/>
Maximum class size.....		20 or lower	<input checked="" type="checkbox"/>
3-year-olds	NA		
4-year-olds.....	20		
Staff-child ratio		1:10 or better	<input checked="" type="checkbox"/>
3-year-olds	NA		
4-year-olds	1:10		
Screening/referral.....	Vision; hearing; immunizations; and support services	Vision, hearing, health; and at least 1 support service	<input type="checkbox"/>
Meals	None	At least 1/day	<input type="checkbox"/>
Monitoring	Other monitoring	Site visits	<input type="checkbox"/>

TOTAL BENCHMARKS MET

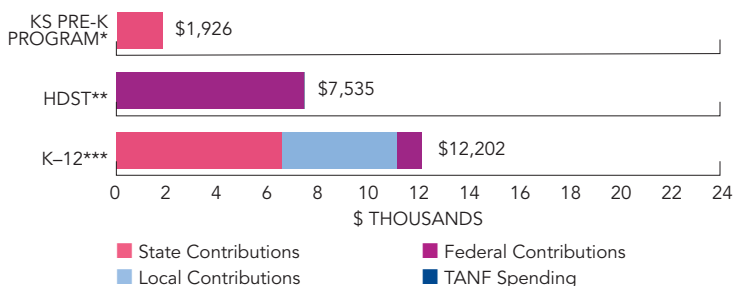
6

RESOURCES

Total state pre-K spending	\$13,597,560
Local match required?	No
State spending per child enrolled	\$1,926
All reported spending per child enrolled*.....	\$1,926

* Pre-K programs may receive additional funds from federal or local sources that are not included in this figure.
 ** Head Start per-child spending for the 2014-2015 year includes funding only for 3- and 4-year-olds served. Past years' figures have unintentionally included funds for Early Head Start.
 *** K-12 expenditures include capital spending as well as current operating expenditures. Data are for the '14-'15 school year, unless otherwise noted.

SPENDING PER CHILD ENROLLED



¹ While schools are required to screen, referral is not listed as a required process. Many programs do refer, however. Students must have a documented health assessment from a medical professional before entering the program, though screening is not provided through the program itself.