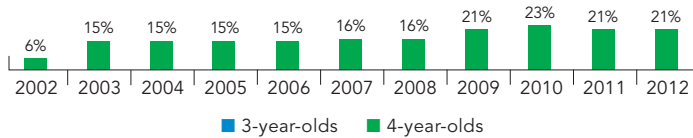
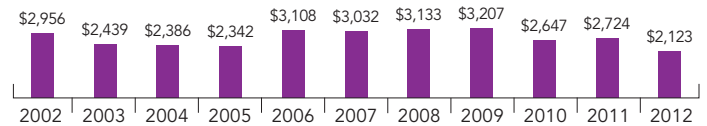


Kansas

PERCENT OF STATE POPULATION ENROLLED



STATE SPENDING PER CHILD ENROLLED (2012 DOLLARS)



Two state-funded pre-K initiatives are funded by Kansas. The Kansas Four-Year-Old At-Risk Program, established in 1998, is funded through at-risk dollars from the state’s general fund. Public schools are granted program funding directly, while local school districts may subcontract with community-based organizations. Funding allocations per-child for districts are based on state enrollment counts as of September 20. Children must meet at least one of the eight risk factors to be eligible for the program. The risk factors are eligibility for free lunch, English Language Learner status, academic or developmental delay based upon validated assessments, a referral from the Department for Children and Families agency, migrant status, or having a single parent, a teen parent, or a parent lacking a high school diploma or GED.

In the 2007-2008 school year, program changes capped class size at 20 children with a staff-to-child ratio of 1:10. Both lead teachers and assistant teachers are required to attend at least 15 hours of in-service training each year. Lead teachers are required to have an early childhood education—specific licensure and para/assistant teachers must have a CDA. Programs are also in the process of aligning the Kansas Early Learning Standards with their curricula. In 2011 and the 2012 fiscal years, funding for the At-Risk program decreased due to a reduction of the base per pupil state aid. While more children now meet the At-Risk program requirements, there is no funding to expand enrollment for the 2012-2013 school year. Program data are collected via a new web application, including child inventories on randomly selected children in each classroom as well as classroom and parent surveys.

The Kansas Pre-K Program (formerly the Kansas Pre-K Pilot Program), funded solely by tobacco dollars, was first offered in the 2006-2007 program year. In both the 2010-2011 and 2011-2012 school years, tobacco funds were reduced, preventing significant program growth. The administration of the program was transferred from the Kansas Children’s Cabinet and Trust Fund to the Kansas State Department of Education in its third year. The program is currently offered in 14 out of 105 counties. Program requirements include collaboration within each community and having 50 percent of students in community sites and the other 50 percent in public schools. Half of the children enrolled must meet one of the risk factors used for the At-Risk program or one of several alternate factors including having a parent on active military duty, being referred by an early childhood organization, or qualifying for reduced-price lunch. The other 50 percent of students must meet eligibility criteria set by local programs.

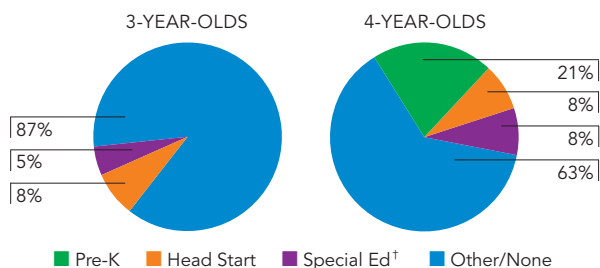
The Parents as Teacher Program is also funded by the state. The program was created for children aged prenatal to 3 years and their families and is administered by the Kansas State Department of Education. Services are provided by local school districts and include coordination with other community and district resources and organizations.

The first two pages of this profile address the overall contributions and commitment to prekindergarten by the state of Kansas, including enrollment and spending for both the Four-Year-Old At-Risk Program and the Pre-K Program. The third page focuses solely on the At-Risk program while the last page discusses the Kansas Pre-K program.

STATE OVERVIEW

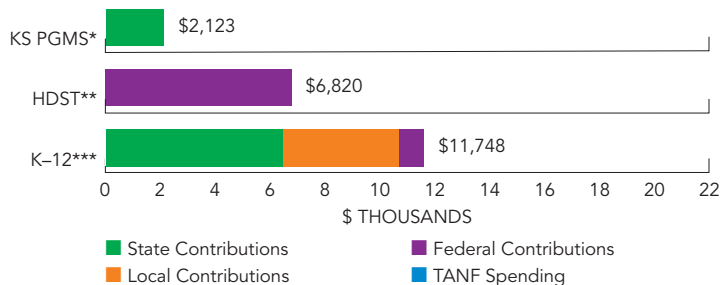
Total state program enrollment	8,593
Total state spending	\$18,243,382
State spending per child enrolled	\$2,123
All reported spending per child enrolled*	\$2,123

STATE PRE-K AND HEAD START ENROLLMENT AS PERCENTAGE OF TOTAL POPULATION



† This is an estimate of children in special education who are not enrolled in state-funded pre-K or Head Start.

SPENDING PER CHILD ENROLLED



* Pre-K programs may receive additional funds from federal or local sources that are not included in this figure.
 ** Head Start per-child spending for the 2011-2012 year includes funding only for 3- and 4-year-olds served. Past years' figures have unintentionally included funds for Early Head Start.
 *** K-12 expenditures include capital spending as well as current operating expenditures. Data are for the '11-'12 school year, unless otherwise noted.

ACCESS RANKINGS	
4-YEAR-OLDS	3-YEAR-OLDS
21	None Served

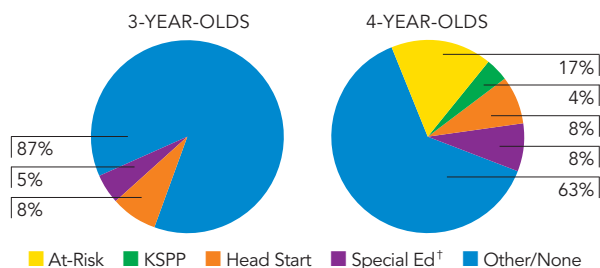
RESOURCES RANKINGS	
STATE SPENDING	ALL REPORTED SPENDING
37	39

KANSAS AT-RISK FOUR-YEAR-OLD CHILDREN PRESCHOOL PROGRAM

ACCESS

Total state program enrollment	7,113
School districts that offer state program	62%
Income requirement	130% FPL ¹
Hours of operation	3 hours/day, 4 or 5 days/week ²
Operating schedule	Academic year
Special education enrollment	6,362
Federal Head Start enrollment, ages 3 & 4	6,613
State-funded Head Start enrollment.....	0

STATE PRE-K AND HEAD START ENROLLMENT AS PERCENTAGE OF TOTAL POPULATION



[†] This is an estimate of children in special education who are not enrolled in state-funded pre-K or Head Start.

QUALITY STANDARDS CHECKLIST

POLICY	STATE PRE-K REQUIREMENT	BENCHMARK	DOES REQUIREMENT MEET BENCHMARK?
Early learning standards	Comprehensive	Comprehensive	<input checked="" type="checkbox"/>
Teacher degree	BA ³	BA	<input checked="" type="checkbox"/>
Teacher specialized training.....	Certification in EE, ECE, ECE SpEd, EC Unified (B-K, B-3rd grade), or EE with ECE endorsement ³	Specializing in pre-K	<input type="checkbox"/>
Assistant teacher degree.....	CDA	CDA or equivalent	<input checked="" type="checkbox"/>
Teacher in-service	15 clock hours	At least 15 hours/year	<input checked="" type="checkbox"/>
Maximum class size		20 or lower	<input checked="" type="checkbox"/>
3-year-olds	NA		
4-year-olds	20		
Staff-child ratio		1:10 or better	<input checked="" type="checkbox"/>
3-year-olds	NA		
4-year-olds	1:10		
Screening/referral.....	Vision, hearing, health; and support services ⁴	Vision, hearing, health; and at least 1 support service	<input checked="" type="checkbox"/>
Meals	Snack	At least 1/day	<input type="checkbox"/>
Monitoring	Other monitoring	Site visits	<input type="checkbox"/>

TOTAL BENCHMARKS MET
7

RESOURCES

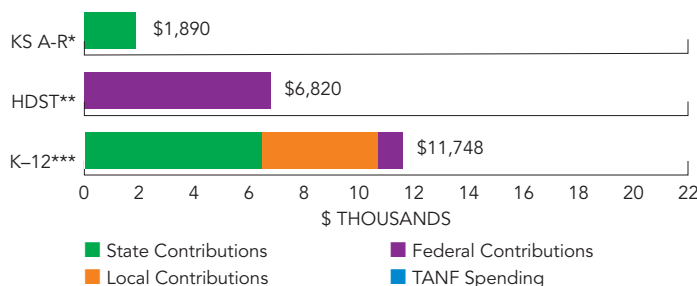
Total state pre-K spending	\$13,443,570
Local match required?	No
State spending per child enrolled	\$1,890
All reported spending per child enrolled*	\$1,890

* Pre-K programs may receive additional funds from federal or local sources that are not included in this figure.

** Head Start per-child spending for the 2011-2012 year includes funding only for 3- and 4-year-olds served. Past years' figures have unintentionally included funds for Early Head Start.

*** K-12 expenditures include capital spending as well as current operating expenditures. Data are for the '11-'12 school year, unless otherwise noted.

SPENDING PER CHILD ENROLLED



¹ Eligibility for free lunch is one of eight risk factors used to determine eligibility for this program. Every child must have at least one risk factor.

² Programs must provide 465 hours per year of education, but the actual schedule is determined locally. Most programs are approximately 3 hours per day, 5 days a week.

³ Teachers must have a current license. An early childhood license is recommended.

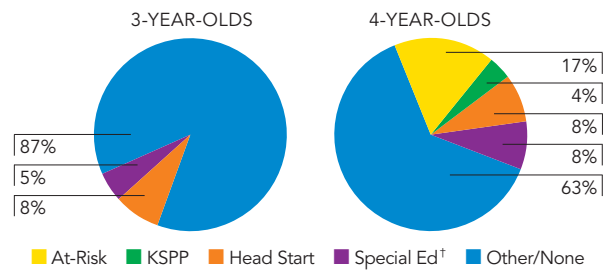
⁴ Support services include parent conferences or home visits, parent involvement activities, referral to social services, and transition to kindergarten activities.

KANSAS PRE-K PROGRAM

ACCESS

Total state program enrollment	1,480
School districts that offer state program	13% (counties) ¹
Income requirement	185% FPL ²
Hours of operation	Determined locally ³
Operating schedule	Determined locally ³
Special education enrollment	6,362
Federal Head Start enrollment, ages 3 & 4	6,613
State-funded Head Start enrollment.....	0

STATE PRE-K AND HEAD START ENROLLMENT AS PERCENTAGE OF TOTAL POPULATION



[†] This is an estimate of children in special education who are not enrolled in state-funded pre-K or Head Start.

QUALITY STANDARDS CHECKLIST

POLICY	STATE PRE-K REQUIREMENT	BENCHMARK	DOES REQUIREMENT MEET BENCHMARK?
Early learning standards	Comprehensive	Comprehensive	<input checked="" type="checkbox"/>
Teacher degree	BA ⁴	BA	<input checked="" type="checkbox"/>
Teacher specialized training	Certification in EE, ECE, K-6, ECE SpEd, EC Unified (B-K, B-3rd grade), or EE with ECE endorsement (public); AA in ECE (nonpublic) ⁴	Specializing in pre-K	<input type="checkbox"/>
Assistant teacher degree.....	CDA	CDA or equivalent	<input checked="" type="checkbox"/>
Teacher in-service	15 clock hours	At least 15 hours/year	<input checked="" type="checkbox"/>
Maximum class size		20 or lower	<input checked="" type="checkbox"/>
3-year-olds	NA		
4-year-olds	20		
Staff-child ratio		1:10 or better	<input checked="" type="checkbox"/>
3-year-olds	NA		
4-year-olds	1:10		
Screening/referral.....	Vision, hearing, health, developmental; and support services ⁵	Vision, hearing, health; and at least 1 support service	<input checked="" type="checkbox"/>
Meals	Snack	At least 1/day	<input type="checkbox"/>
Monitoring	Other monitoring	Site visits	<input type="checkbox"/>

TOTAL BENCHMARKS MET

7

RESOURCES

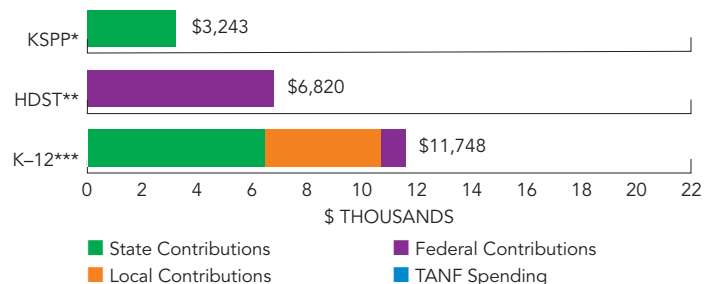
Total state pre-K spending	\$4,799,812
Local match required?	No
State spending per child enrolled	\$3,243
All reported spending per child enrolled*	\$3,243

* Pre-K programs may receive additional funds from federal or local sources that are not included in this figure.

** Head Start per-child spending for the 2011-2012 year includes funding only for 3- and 4-year-olds served. Past years' figures have unintentionally included funds for Early Head Start.

*** K-12 expenditures include capital spending as well as current operating expenditures. Data are for the '11-'12 school year, unless otherwise noted.

SPENDING PER CHILD ENROLLED



¹ The Pre-K Program was provided in 12 sites this year, serving 14 counties. The program does include some children in the Four-Year-Old At-Risk Program in some districts.

² Fifty percent of children must meet one of the risk factors, which include eligibility for free or reduced-price lunch. Priority for enrollment includes low parent education, non-English speaking family, teen parent, parent on active military duty, referrals of at-risk 4-year-olds from early childhood programs, developmentally or academically delayed based on assessments, Department of Children and Families referral, or early childhood referral. Eligibility for the other fifty percent of children is determined locally.

³ Programs must provide 465 hours per year of education, but the actual schedule is determined locally. Most programs are approximately three hours per day, five days a week. Most sites operate on an academic year calendar, but some programs, such as Head Start and child care centers, may be on a 12 month cycle.

⁴ Lead teachers in nonpublic settings must have an AA in early childhood education or closely related field and have a plan on file to get a BA within 5 years of becoming a state pre-K site. Lead teachers in public settings must have a BA.

⁵ Support services include parent involvement activities, health services for children, information about nutrition, referral to social services, and transition to kindergarten activities.