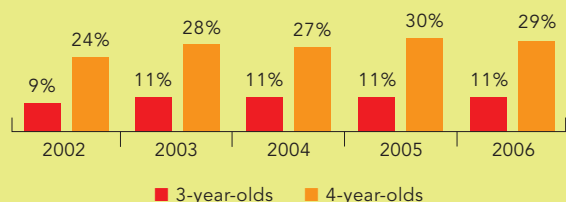
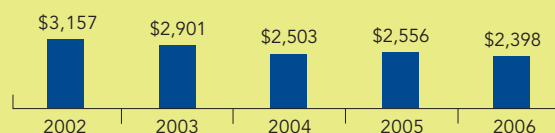


Kentucky

PERCENT OF STATE POPULATION ENROLLED



STATE SPENDING PER CHILD ENROLLED
(2006 DOLLARS)



The Kentucky Education Reform Act of 1990 led to the creation of the Kentucky Preschool Program, in order to help public schools meet accountability standards. The program is offered to 4-year-olds from low-income families, as well as all 3- and 4-year-olds in the state with disabilities. Kentucky provides funds for all school districts, which may then contract with Head Start, private child care centers, and special education facilities to provide services. Funding includes state, federal and local funding sources. Districts blend funds from IDEA Part B, Title I, and Head Start with preschool funds to serve income-eligible children and children with special needs.

State funding for the program remained level from 2004-2005 to 2005-2006, resulting in the lowest per child funding in the history of Kentucky's preschool education program. In some districts this led to cuts in hours of service, extra meals, services for children from over-income families, and transportation of Head Start children. However, the Kentucky Legislature passed a budget for 2006-2007 that grants the state preschool education program an additional \$23.5 million, for a total of \$75.1 million in that program year.

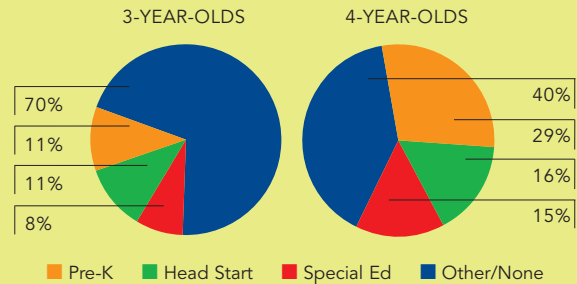
The Kentucky Preschool Program uses the Building a Strong Foundation for School Success series, which includes the Kentucky Early Childhood Standards with Parent Guides, the Kentucky Early Childhood Continuous Assessment Guide, and the Quality Self Study Guide. The Kentucky Department of Education has also established a process to identify Classrooms of Excellence, or high-quality state-funded preschool classrooms. The state-funded preschool education program has oversight from the Division of Early Childhood Development within the Department of Education, along with the KIDS NOW initiative and the Head Start collaboration office.

ACCESS RANKING-4s	ACCESS RANKING-3s	RESOURCES RANKING
10	4	31

ACCESS

Total state program enrollment	21,519 ¹
School districts that offer state program	100%
Income requirement	130% FPL ²
Hours of operation	2.5 hours/day + meal time, ³ 4 or 5 days/week
Operating schedule	Academic year
Special education enrollment	12,435 ⁴
Federally funded Head Start enrollment	14,665
State-funded Head Start enrollment	0

STATE PRE-K AND HEAD START ENROLLMENT AS PERCENTAGE OF TOTAL POPULATION



QUALITY STANDARDS CHECKLIST

POLICY	STATE PRE-K REQUIREMENT	BENCHMARK	DOES REQUIREMENT MEET BENCHMARK?
Early learning standards	Comprehensive	Comprehensive	<input checked="" type="checkbox"/>
Teacher degree	BA ⁵	BA	<input checked="" type="checkbox"/>
Teacher specialized training	IECE-birth to entry into primary (kindergarten) w/ general ed. and SpEd training	Specializing in pre-K	<input checked="" type="checkbox"/>
Assistant teacher degree	HSD	CDA or equivalent	<input type="checkbox"/>
Teacher in-service	4 days/year (certified teachers); 18 hours/year (CDAs and AAs)	At least 15 hours/year	<input checked="" type="checkbox"/>
Maximum class size		20 or lower	<input checked="" type="checkbox"/>
3-year-olds	20		
4-year-olds	20		
Staff-child ratio		1:10 or better	<input checked="" type="checkbox"/>
3-year-olds	1:10		
4-year-olds	1:10		
Screening/ referral and support services	Vision, hearing, health, and developmental; and support services ⁶	Vision, hearing, health; and at least 1 support service	<input checked="" type="checkbox"/>
Meals	Breakfast or lunch	At least 1/day	<input checked="" type="checkbox"/>
Monitoring	Other monitoring	Site visits	<input type="checkbox"/>

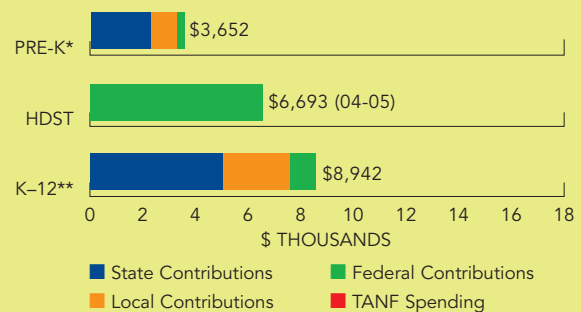
TOTAL BENCHMARKS MET

8

RESOURCES

Total state pre-K spending	\$51,600,000
Local match required?	No
State Head Start spending	\$2,398
State spending per 3-year-old	\$264
State spending per 4-year-old	\$703

SPENDING PER CHILD ENROLLED



* Pre-K programs may receive additional funds from federal or local sources that are not included in this figure.

** K-12 expenditures include capital spending as well as current operating expenditures.

Data are for the '05-'06 school year, unless otherwise noted.

¹ A supplemental count of 1,231 3-year-olds with disabilities is included in this total. An additional 3,068 children who were not eligible for state funding were served by districts using tuition or other local funds.

² The eligibility requirement will be raised to 150% of the federal poverty level for the 2006-2007 school year.

³ Local programs may elect to operate more than 3 hours per day.

⁴ Because the state pre-K program is interrelated with the state special education program, it is not possible to provide a unique special education enrollment count for Kentucky. The estimates for special education enrollment include some children also counted in the totals for state pre-K.

⁵ Teachers hired as lead teachers before 2004-2005 could hold a CDA or AA in child development. These teachers have been allowed to remain in their current positions. They may not transfer to other districts.

⁶ Support services include two annual parent conferences or home visits, education services or job training for parents, parenting support or training, parent involvement activities, health services for parents and children, information about nutrition, referral to social services, and other services based on local need.