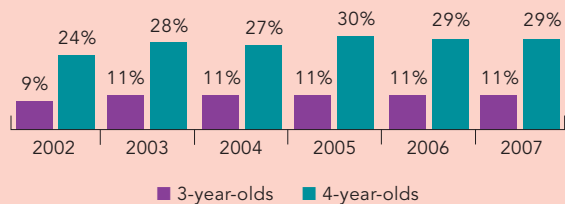
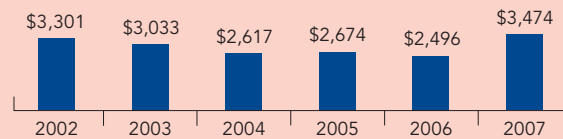


# Kentucky

PERCENT OF STATE POPULATION ENROLLED



STATE SPENDING PER CHILD ENROLLED  
(2007 DOLLARS)



The Kentucky Preschool Program was started in response to the Kentucky Education Reform Act of 1990. All of Kentucky's 4-year-olds from low-income families may participate, as well as all 3- and 4-year-olds who have disabilities. As in previous years, children who do not meet the eligibility requirements may also participate, although they are served using district funds or tuition rather than state funds. Effective with the 2006-2007 school year, the income eligibility criterion for the Kentucky Preschool Program was raised from 130 percent of the federal poverty level (FPL) to 150 percent of FPL, extending eligibility to more of the state's children.

Funding is provided to all school districts through a school funding formula. Local school districts may then contract with Head Start, private child care centers, and special education providers to offer services through the Kentucky Preschool Program. Kentucky increased its budget for state prekindergarten by \$23.5 million for the 2006-2007 school year, leading to notable increases in spending.

The Kentucky Department of Education has established a process to identify high-quality state-funded preschool classrooms, which are known as Classrooms of Excellence. This program was first implemented during the 2006-2007 school year. To qualify, preschool teachers must complete an application process that includes intensive self-study, early childhood certification, regional or national accreditation, and implementation of the early childhood standards.

ACCESS RANKINGS	
4-YEAR-OLDS	3-YEAR-OLDS
11	5

RESOURCES RANKINGS	
STATE SPENDING	ALL REPORTED SPENDING
19*	20

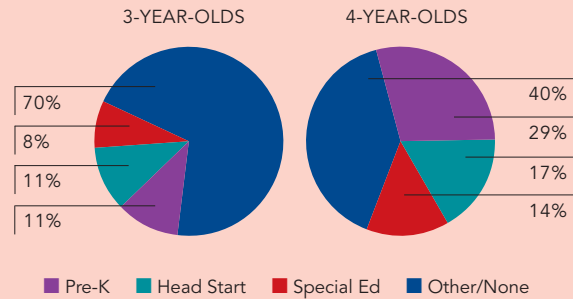
\* In previous Yearbooks, only state spending was ranked.

# KENTUCKY PRESCHOOL PROGRAM

## ACCESS

Total state program enrollment.....	21,623 <sup>1</sup>
School districts that offer state program .....	100%
Income requirement.....	150% FPL <sup>2</sup>
Hours of operation .....	2.5 hours/day + meal time, 4 or 5 days/week
Operating schedule .....	Academic year
Special education enrollment .....	12,165 <sup>3</sup>
Federally funded Head Start enrollment.....	14,856
State-funded Head Start enrollment .....	0

STATE PRE-K AND HEAD START ENROLLMENT AS PERCENTAGE OF TOTAL POPULATION



## QUALITY STANDARDS CHECKLIST

POLICY	STATE PRE-K REQUIREMENT	BENCHMARK	DOES REQUIREMENT MEET BENCHMARK?
Early learning standards .....	Comprehensive .....	Comprehensive	<input checked="" type="checkbox"/>
Teacher degree .....	BA <sup>4</sup> .....	BA	<input checked="" type="checkbox"/>
Teacher specialized training .....	Birth to primary (K) w/ general ed. and SpEd training	Specializing in pre-K	<input checked="" type="checkbox"/>
Assistant teacher degree .....	HSD .....	CDA or equivalent	<input type="checkbox"/>
Teacher in-service .....	4 days/year (certified teachers); 18 clock hours/year (CDAs and AAs) <sup>4</sup>	At least 15 hours/year	<input checked="" type="checkbox"/>
Maximum class size .....	.....	20 or lower	<input checked="" type="checkbox"/>
3-year-olds .....	.....20		
4-year-olds .....	.....20		
Staff-child ratio .....	.....	1:10 or better	<input checked="" type="checkbox"/>
3-year-olds .....	.....1:10		
4-year-olds .....	.....1:10		
Screening/ referral and support services .....	Vision, hearing, health, and support services <sup>5</sup>	Vision, hearing, health; and at least 1 support service	<input checked="" type="checkbox"/>
Meals .....	Breakfast or lunch <sup>6</sup> .....	At least 1/day	<input checked="" type="checkbox"/>
Monitoring .....	Other monitoring .....	Site visits	<input type="checkbox"/>

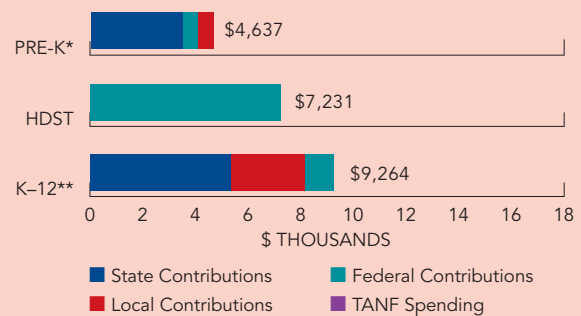
**TOTAL BENCHMARKS MET**

8

## RESOURCES

Total state pre-K spending.....	\$75,127,000
Local match required?.....	No
State spending per child enrolled.....	\$3,474
All reported spending per child enrolled* .....	\$4,637

SPENDING PER CHILD ENROLLED



\* Pre-K programs may receive additional funds from federal or local sources that are not included in this figure.

\*\* K-12 expenditures include capital spending as well as current operating expenditures.

Data are for the '06-'07 school year, unless otherwise noted.

<sup>1</sup> This total includes a supplemental count of 1,146 3-year-olds who received preschool special education services after reaching their third birthday later than December 1. An additional 1,499 children who were not eligible for state funding were served using district funds or tuition; they are not counted here.  
<sup>2</sup> Effective with the 2006-2007 school year, the eligibility requirement was raised from 130 percent to 150 percent of poverty.  
<sup>3</sup> Because the state pre-K program is interrelated with the state special education program, it is not possible to provide a unique special education enrollment count for Kentucky. The estimates for special education enrollment include some children also counted in the totals for state pre-K.

<sup>4</sup> Teachers hired as lead teachers before 2004-2005 could hold a CDA or AA in child development. These teachers have been allowed to remain in their current positions, but may not transfer to other districts.  
<sup>5</sup> Support services include two annual parent conferences or home visits, education services or job training for parents, parenting support or training, parent involvement activities, health services for parents and children, information about nutrition, referral to social services, transition to kindergarten activities, and other services based on local need.  
<sup>6</sup> Programs with longer daily schedules may offer more than one meal.