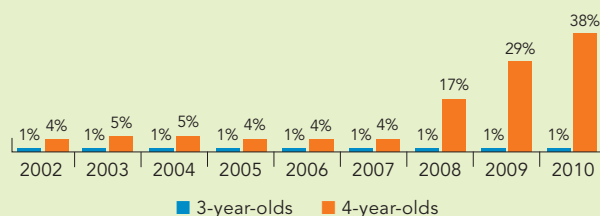
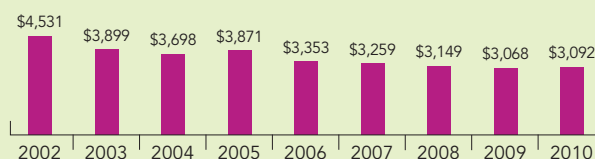


# Iowa

PERCENT OF STATE POPULATION ENROLLED



STATE SPENDING PER CHILD ENROLLED  
(2010 DOLLARS)



Iowa currently supports two state-funded pre-K programs, *Shared Visions* and the Statewide Voluntary Preschool Program (SVPP). *Shared Visions* was established in 1989 and serves 3-, 4-, and 5-year-olds in part- or full-day programs. Funding is available to faith-based centers, Head Start programs, private agencies, and public schools that apply through a competitive grant process. These programs may also subcontract with other programs in the same types of settings. At least 80 percent of children in the program must be eligible to receive free lunch. Eligibility for up to 20 percent of students in each classroom can be based on other risk factors, including developmental delay, homelessness, low birth weight, having a teen parent, or having a parent who has a substance abuse problem. A sliding payment scale may be applied for children from over-income families depending on the local needs of the grantee. Each grantee in the *Shared Visions* program may also determine operating schedule.

The *Shared Visions* initiative was flat-funded from 1995 until 2007, which resulted in shortened program days or service cuts for some grantees. To compensate, some grantees increased their use of local funds. Iowa increased funding levels for the program by 2 percent in fiscal year 2008, but the program experienced a 10 percent across-the-board cut in the 2009-2010 program year.

This program was evaluated for both process quality and program impact/child outcomes in a multiyear study ending in 2008. The state is working to implement a unique identification number for each child in the *Shared Visions* program, regardless of program auspice. In the spring of 2011, GOLD assessment training will be provided, and programs will eventually be expected to report assessment information to the Department of Education.

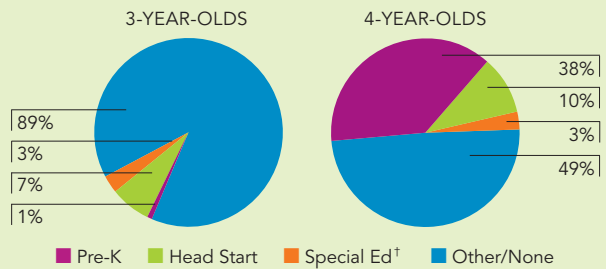
SVPP was launched in the 2007-2008 program year to provide prekindergarten access to all 4-year-olds in the state. All 4-year-olds who live in Iowa are eligible for SVPP, and they do not have to be a resident of the district in which they attend preschool. Only 4-year-old children are funded through the Preschool Funding Formula, although 3- and 5-year-olds may enroll in the program through a combination of local dollars, tuition, and/or funding from other sources. Public schools receive funding directly through SVPP, though they may subcontract with faith-based centers, Head Start agencies, and private child care centers to provide services. Children in the program must be served for a minimum of 10 hours per week. The program was expanded in the 2009-2010 program year to 48 percent of districts in the state, serving more than 13,600 children.

The first two pages of this state profile document Iowa's overall contributions and commitment to state prekindergarten, including state spending and enrollment for both *Shared Visions* and the Statewide Voluntary Preschool Program. The third page focuses exclusively on the *Shared Visions* program and the final page presents specific details about the Statewide Voluntary Preschool Program.

## STATE OVERVIEW

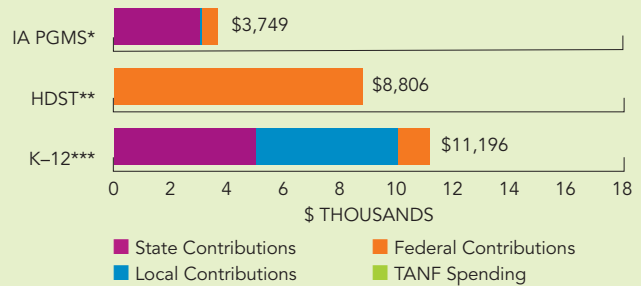
|   |              |
|---|--------------|
| Total state program enrollment.....             | 15,729       |
| Total state spending .....                      | \$48,634,416 |
| State spending per child enrolled .....         | \$3,092      |
| All reported spending per child enrolled* ..... | \$3,749      |

### STATE PRE-K AND HEAD START ENROLLMENT AS PERCENTAGE OF TOTAL POPULATION



<sup>†</sup> This is an estimate of children in special education who are not enrolled in state-funded pre-K or Head Start.

### SPENDING PER CHILD ENROLLED



\* Pre-K programs may receive additional funds from federal or local sources that are not included in this figure.

\*\* Head Start per-child spending for the 2009-2010 year includes funding from the American Recovery and Reinvestment Act (ARRA).

\*\*\* K-12 expenditures include capital spending as well as current operating expenditures.

Data are for the '09-'10 school year, unless otherwise noted.

#### ACCESS RANKINGS

4-YEAR-OLDS

3-YEAR-OLDS

10

18

#### RESOURCES RANKINGS

STATE SPENDING

ALL REPORTED SPENDING

31

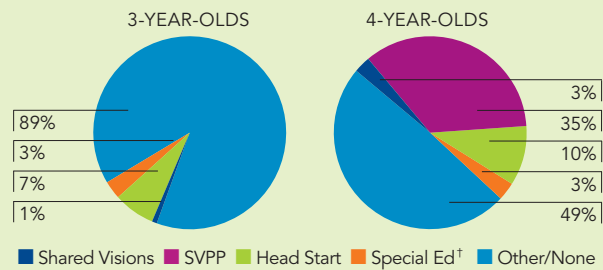
29

## IOWA SHARED VISIONS

### ACCESS

|   |  |
|---|--|
| Total state program enrollment .....            | 2,063                                  |
| School districts that offer state program ..... | 9% <sup>1</sup>                        |
| Income requirement .....                        | 80% of children must be below 130% FPL |
| Hours of operation .....                        | Determined locally <sup>2</sup>        |
| Operating schedule .....                        | Determined locally <sup>2</sup>        |
| Special education enrollment .....              | 3,625                                  |
| Federally funded Head Start enrollment .....    | 6,604                                  |
| State-funded Head Start enrollment .....        | 0                                      |

### STATE PRE-K AND HEAD START ENROLLMENT AS PERCENTAGE OF TOTAL POPULATION



<sup>†</sup> This is an estimate of children in special education who are not enrolled in state-funded pre-K or Head Start.

### QUALITY STANDARDS CHECKLIST

| POLICY                             | STATE PRE-K REQUIREMENT  | BENCHMARK   | DOES REQUIREMENT MEET BENCHMARK?    |
|------------------------------------|--|---|-------------------------------------|
| Early learning standards .....     | Comprehensive .....  | Comprehensive   | <input checked="" type="checkbox"/> |
| Teacher degree .....               | BA (public); CDA (nonpublic) <sup>3</sup> .....  | BA  | <input type="checkbox"/>            |
| Teacher specialized training ..... | Birth–grade 3 SpEd, Birth–grade 3, Pre-K–K (public); Meets CDA requirements (nonpublic)              | Specializing in pre-K                                   | <input checked="" type="checkbox"/> |
| Assistant teacher degree .....     | HSD .....  | CDA or equivalent                                       | <input type="checkbox"/>            |
| Teacher in-service .....           | 6 credit hours/5 years (public); None (nonpublic) <sup>4</sup>                                       | At least 15 hours/year                                  | <input type="checkbox"/>            |
| Maximum class size .....           | 20 or lower  |   | <input checked="" type="checkbox"/> |
| 3-year-olds .....                  | 20   |   |                                     |
| 4-year-olds .....                  | 20   |   |                                     |
| Staff-child ratio .....            | 1:10 or better   |   | <input checked="" type="checkbox"/> |
| 3-year-olds .....                  | 1:8  |   |                                     |
| 4-year-olds .....                  | 1:8  |   |                                     |
| Screening/referral .....           | Vision, hearing, health, dental, and support services development; and support services <sup>5</sup> | Vision, hearing, health; and at least 1 support service | <input checked="" type="checkbox"/> |
| Meals .....                        | Lunch and snack <sup>6</sup> .....   | At least 1/day  | <input checked="" type="checkbox"/> |
| Monitoring .....                   | Other monitoring <sup>7</sup> .....  | Site visits   | <input type="checkbox"/>            |

**TOTAL BENCHMARKS MET**

6

### RESOURCES

|   |                                |
|---|--------------------------------|
| Total state pre-K spending .....                | \$7,024,552                    |
| Local match required? .....                     | Yes, 20% of total grant amount |
| State spending per child enrolled .....         | \$3,405                        |
| All reported spending per child enrolled* ..... | \$8,412                        |

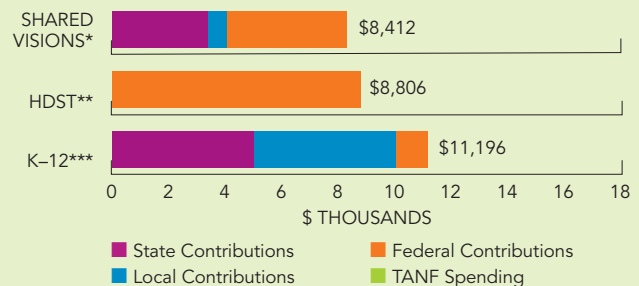
\* Pre-K programs may receive additional funds from federal or local sources that are not included in this figure.

\*\* Head Start per-child spending for the 2009-2010 year includes funding from the American Recovery and Reinvestment Act (ARRA).

\*\*\* K-12 expenditures include capital spending as well as current operating expenditures.

Data are for the '09-'10 school year, unless otherwise noted.

### SPENDING PER CHILD ENROLLED



<sup>1</sup> In addition, 13 *Shared Visions* programs are offered by Head Start grantees and 12 are offered in child care centers.

<sup>2</sup> Programs operate an average of 6 hours per day, 4 days per week, and generally operate during the academic year.

<sup>3</sup> Teachers in nonpublic settings follow NAEYC standards, which require a minimum of a CDA.

<sup>4</sup> Certified teachers employed in school district programs must renew their licenses every five years, including 6 credit hours of training. Head Start grantees must follow federal Head Start requirements of 15 hours of professional development per year. There is no specific requirement for the amount of in-service training for the remaining grantees, although the year-end report indicates all lead teachers have 30 hours of staff development.

<sup>5</sup> Additional support services include two annual parent conferences, parenting support or training, parent involvement activities, health services for children, information about nutrition, and referral to social services.

<sup>6</sup> Applicants for *Shared Visions* funding are required through their grant applications to address meals and meet the requirements of NAEYC accreditation. The specific meals offered depend on the hours of operation, but are required by NAEYC criteria.

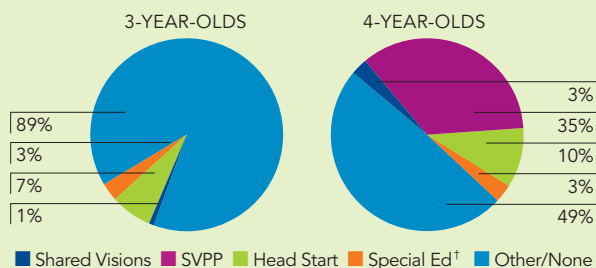
<sup>7</sup> All *Shared Visions* programs receive a site visit by NAEYC once every five years as part of their NAEYC accreditation.

# IOWA STATEWIDE VOLUNTARY PRESCHOOL PROGRAM

## ACCESS

|   |                                      |
|---|--------------------------------------|
| Total state program enrollment            | 13,666                               |
| School districts that offer state program | 48%                                  |
| Income requirement                        | None                                 |
| Hours of operation                        | Part-day, 10 hours/week <sup>1</sup> |
| Operating schedule                        | Academic year                        |
| Special education enrollment              | 3,625                                |
| Federally funded Head Start enrollment    | 6,604                                |
| State-funded Head Start enrollment        | 0                                    |

STATE PRE-K AND HEAD START ENROLLMENT AS PERCENTAGE OF TOTAL POPULATION



<sup>†</sup> This is an estimate of children in special education who are not enrolled in state-funded pre-K or Head Start.

## QUALITY STANDARDS CHECKLIST

| POLICY                                  | STATE PRE-K REQUIREMENT   | BENCHMARK   | DOES REQUIREMENT MEET BENCHMARK?    |
|---|---|---|-------------------------------------|
| Early learning standards                | Comprehensive   | Comprehensive   | <input checked="" type="checkbox"/> |
| Teacher degree                          | BA  | BA  | <input checked="" type="checkbox"/> |
| Teacher specialized training            | Birth–grade 3 SpEd, Birth–grade 3, Pre-K–K  | Specializing in pre-K                                   | <input checked="" type="checkbox"/> |
| Assistant teacher degree                | CDA or Iowa Paraeducator Certificate <sup>2</sup>                                 | CDA or equivalent                                       | <input type="checkbox"/>            |
| Teacher in-service                      | 6 credit hours/5 years  | At least 15 hours/year                                  | <input checked="" type="checkbox"/> |
| Maximum class size                      | NA <sup>3</sup>   | 20 or lower   | <input checked="" type="checkbox"/> |
| 3-year-olds                             | NA <sup>3</sup>   |   |                                     |
| 4-year-olds                             | 20  |   |                                     |
| Staff-child ratio                       |   | 1:10 or better  | <input checked="" type="checkbox"/> |
| 3-year-olds                             | NA <sup>3</sup>   |   |                                     |
| 4-year-olds                             | 1:10  |   |                                     |
| Screening/referral and support services | Vision, hearing, health, dental, developmental; and support services <sup>4</sup> | Vision, hearing, health; and at least 1 support service | <input checked="" type="checkbox"/> |
| Meals                                   | Snack <sup>5</sup>  | At least 1/day  | <input type="checkbox"/>            |
| Monitoring                              | Site visits and other monitoring <sup>6</sup>                                     | Site visits   | <input checked="" type="checkbox"/> |

**TOTAL BENCHMARKS MET**

8

## RESOURCES

|   |              |
|---|--------------|
| Total state pre-K spending                | \$41,609,864 |
| Local match required?                     | No           |
| State spending per child enrolled         | \$3,045      |
| All reported spending per child enrolled* | \$3,045      |

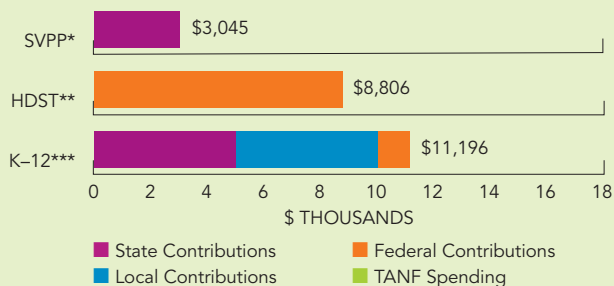
\* Pre-K programs may receive additional funds from federal or local sources that are not included in this figure.

\*\* Head Start per-child spending for the 2009-2010 year includes funding from the American Recovery and Reinvestment Act (ARRA).

\*\*\* K-12 expenditures include capital spending as well as current operating expenditures.

Data are for the '09-'10 school year, unless otherwise noted.

SPENDING PER CHILD ENROLLED



<sup>1</sup> Programs operate 10 hours per week, at least 3 days per week, with most operating 4 days per week. Some districts blend funding sources and work with collaborative partners to provide at least 12 hours per week.

<sup>2</sup> Assistant teachers should have either a CDA or an Iowa Paraeducator certificate. The certificate requires 90 hours of generalized education courses plus 45 hours of ECE specific training. Assistants may be hired with only a high school diploma and must immediately enroll in a CDA program, but there is no timeline to obtain the CDA.

<sup>3</sup> Three-year-olds do not receive state funding for the SVPP program but can be served in the program. The maximum class size for 3-year-olds is 18 and the required staff-to-child ratio is 1:9.

<sup>4</sup> Support services include three parent conferences or home visits, as well as parenting support or training, parent involvement activities, health services for children, and referral to social services.

<sup>5</sup> Additional meals must be provided if the program is longer than 10 hours per week.

<sup>6</sup> Beginning in the 2008-2009 school year, site visits are required once every five years. Programs are visited during their second year of operation and then again every five years.