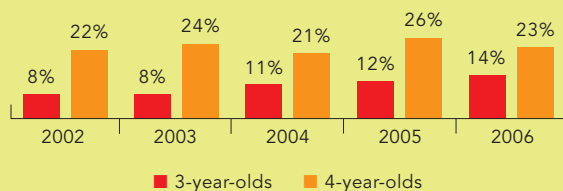
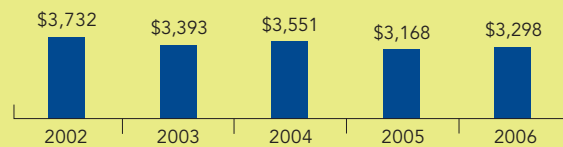


Illinois

PERCENT OF STATE POPULATION ENROLLED



STATE SPENDING PER CHILD ENROLLED
(2006 DOLLARS)



In 1985, calls for education reform in Illinois led to the establishment of the Prekindergarten Program for At-Risk Children. Since 1998, funds for the program have been provided through the state's Early Childhood Block Grant (ECBG). ECBG funds support prekindergarten and also provide parent training and coordinated services for at-risk infants and toddlers. At least 11 percent of the block grant must be used to serve children age 3 and under.

The Prekindergarten Program for At-Risk Children is available in all counties in Illinois. Funding for the program is distributed through a competitive grant process to public schools and, since 2003, to Head Start agencies and private child care providers as well. At-risk children between ages 3 and 5 are eligible for the program. Local programs determine criteria for at-risk status, based on needs identified by districts or agencies in their grant proposals. Among the types of risk factors considered by districts are low parental education, poverty, and exposure to drug or alcohol abuse in the family. Children are identified for enrollment based on results of individual screenings and assessments.

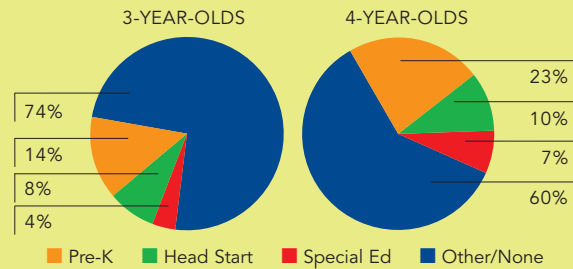
State-funded preschool education in Illinois will expand significantly as a result of the Preschool for All Children initiative, which was signed into law in July 2006. Through this initiative, the state plans to offer prekindergarten to all 3- and 4-year-olds whose parents wish them to enroll.

ACCESS RANKING-4s	ACCESS RANKING-3s	RESOURCES RANKING
13	2	21

ACCESS

Total state program enrollment	72,152
School districts that offer state program	100% (counties)
Income requirement	None ¹
Hours of operation	Determined locally ²
Operating schedule	Academic year
Special education enrollment	20,223
Federally funded Head Start enrollment	33,035
State-funded Head Start enrollment	0

STATE PRE-K AND HEAD START ENROLLMENT AS PERCENTAGE OF TOTAL POPULATION



QUALITY STANDARDS CHECKLIST

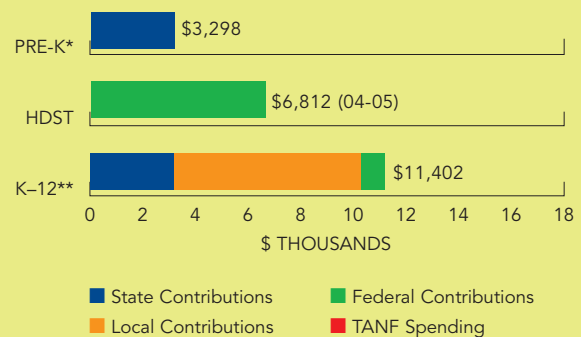
POLICY	STATE PRE-K REQUIREMENT	BENCHMARK	DOES REQUIREMENT MEET BENCHMARK?
Early learning standards	Comprehensive	Comprehensive	<input checked="" type="checkbox"/>
Teacher degree	BA	BA	<input checked="" type="checkbox"/>
Teacher specialized training	EC certificate ³	Specializing in pre-K	<input checked="" type="checkbox"/>
Assistant teacher degree	AA	CDA or equivalent	<input checked="" type="checkbox"/>
Teacher in-service	120 clock hours/5 years ⁴	At least 15 hours/year	<input checked="" type="checkbox"/>
Maximum class size		20 or lower	<input checked="" type="checkbox"/>
3-year-olds	20		
4-year-olds	20		
Staff-child ratio		1:10 or better	<input checked="" type="checkbox"/>
3-year-olds	1:10		
4-year-olds	1:10		
Screening/referral	Vision, hearing, health; and support services	Vision, hearing, health; and at least 1 support service	<input checked="" type="checkbox"/>
Meals	Snack ⁶	At least 1/day	<input type="checkbox"/>
Monitoring	Site visits and other monitoring	Site visits	<input checked="" type="checkbox"/>

TOTAL BENCHMARKS MET
9

RESOURCES

Total state pre-K spending	\$237,950,581 ⁷
Local match required?	No
State spending per child enrolled	\$3,298
State spending per 3-year-old	\$475
State spending per 4-year-old	\$758

SPENDING PER CHILD ENROLLED



* Pre-K programs may receive additional funds from federal or local sources that are not included in this figure.

** K-12 expenditures include capital spending as well as current operating expenditures.

Data are for the '05-'06 school year, unless otherwise noted.

¹ Eligibility criteria are determined locally but low-income status may be one of the risk factors considered.

² Programs operate 5 days per week but hours of operation are determined locally.

³ The early childhood certificate covers birth through age 8.

⁴ The in-service requirement can also be met with 24 continuing education units over 5 years or by attaining National Board for Professional Teaching Standards certification.

⁵ Support services include education services or job training for parents, parenting support or training, parent involvement activities, referral to social services, and transition to kindergarten activities. Screening and referral services include a parent interview.

⁶ Children in full-day programs receive lunch and a snack. Some programs use federal funds to provide breakfast as well.

⁷ This figure is an estimate of the maximum Early Childhood Block Grant spending directed toward prekindergarten services. The total amount of the block grant was \$273,254,500.