


# Iowa



The comprehensive child development program *Shared Visions* was established in 1989. This program serves 3- to 5-year-olds. At least 80 percent of the available slots are for children who qualify based on family incomes below 130 percent of poverty. Up to 20 percent of the children may qualify based on secondary risk factors, such as having developmental delays, having had low birth weight, having teen parents or parents who are incarcerated or have not completed high school, being homeless, or being in foster care. Programs are operated by public schools, Head Start centers, and nonprofit agencies. While operating costs have been increasing, level funding followed by a budget cut in 2000 led to reductions in services by some *Shared Visions* grantees.

In 2002–2003, *Shared Visions* served 478 3-year-olds and 1,645 4-year-olds, with a funding level of \$7,064,132.

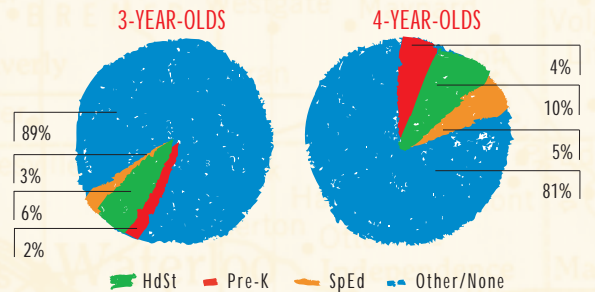
Iowa works to emphasize the quality of services for children and their families by requiring all grantees to be accredited by the National Association for the Education of Young Children.



## ACCESS

|   |                                 |
|---|---------------------------------|
| Total state program enrollment            | 2,321                           |
| School districts that offer state program | 10% <sup>1</sup>                |
| Income requirement                        | 130% FPL                        |
| Hours of operation                        | Determined locally <sup>2</sup> |
| Operating schedule                        | Determined locally <sup>3</sup> |
| Special education enrollment              | 3,047                           |
| Federally-funded Head Start enrollment    | 6,216                           |
| State-funded Head Start enrollment        | 0                               |

STATE PRE-K AND HEAD START ENROLLMENT AS PERCENTAGE OF TOTAL POPULATION



## QUALITY STANDARDS CHECKLIST

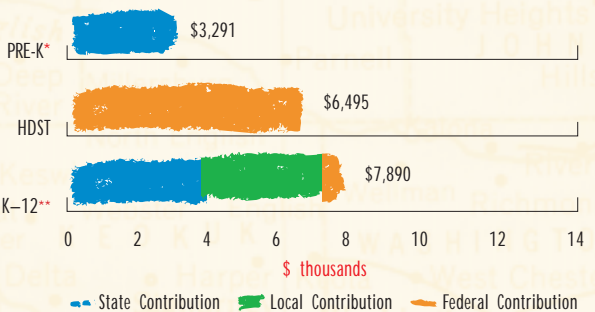
| POLICY                                   | STATE PRE-K REQUIREMENT  | BENCHMARK                   | DOES REQUIREMENT MEET BENCHMARK?    |
|--|--|-----------------------------|-------------------------------------|
| Curriculum standards                     | Not comprehensive  | Comprehensive               | <input type="checkbox"/>            |
| Teacher degree requirement               | BA (public), None (nonpublic) <sup>4</sup>                           | BA                          | <input type="checkbox"/>            |
| Teacher specialized training requirement | Licensing in EE (public), 10 hours training (nonpublic) <sup>4</sup> | Specializing in EC          | <input type="checkbox"/>            |
| Assistant teacher degree requirement     | None   | CDA or equivalent           | <input type="checkbox"/>            |
| Teacher in-service requirement           | None   | At least 15 hours/year      | <input type="checkbox"/>            |
| Maximum class size                       |  | 20 or lower                 | <input checked="" type="checkbox"/> |
| 3-year-olds                              | 16   |                             |                                     |
| 4-year-olds                              | 16   |                             |                                     |
| Staff-child ratio                        |  | 1:10 or better              | <input checked="" type="checkbox"/> |
| 3-year-olds                              | 1:8  |                             |                                     |
| 4-year-olds                              | 1:8  |                             |                                     |
| Screening/referral requirements          | Determined locally <sup>5</sup>                                      | Vision, hearing, and health | <input type="checkbox"/>            |
| Family support service requirements      | Family support services <sup>6,7</sup>                               | At least 1 service          | <input checked="" type="checkbox"/> |
| Meal requirements                        | None   | At least 1/day              | <input type="checkbox"/>            |



## RESOURCES

|                                   |             |
|-----------------------------------|-------------|
| Total state Pre-K spending        | \$7,637,721 |
| Local match required?             | No          |
| State spending per child enrolled | \$3,291     |
| State spending per 3-year-old     | \$45        |
| State spending per 4-year-old     | \$134       |

SPENDING PER CHILD ENROLLED



<sup>1</sup> Pre-K programs may receive additional funds from federal or local sources that are not included in this figure.  
<sup>2</sup> K-12 expenditures include capital spending as well as current operating expenditures.

Data are for the '01-'02 school year, unless otherwise noted.

- Shared Visions* is offered by 11 nonprofit and 13 Head Start agencies that may be located outside of districts that provide the program.
- Out of 134 total programs, 40 are half-day and 94 are full-day. The average number of days per week that *Shared Visions* is offered across providers is 4.73.
- Providers offer services an average of 181 days per year.
- Iowa Statute requires "use of qualified teachers," but the definition of "qualified" depends on the program setting. Teachers in nonpublic locations must meet child care licensing standards, which require a minimum age of 18 and 10 hours of training. Teachers in Head Start are required to have a BA, and public school teachers must be licensed in elementary education. In public schools, most teachers hold an early childhood endorsement, but this is not required.
- Agencies are required to offer health screening and referral. Education agencies sometimes provide hearing and vision screening for children in child care centers.
- Comprehensive child development services are a required component of the RFP, but are not specifically defined in program regulations. Many programs provide transportation, referral for social services and help finding food or clothing pantries.
- Program regulations do require parental involvement but the number of parent conferences is not specified. Programs provide family fun nights, parent education, and parental support in addition to parent conferences.