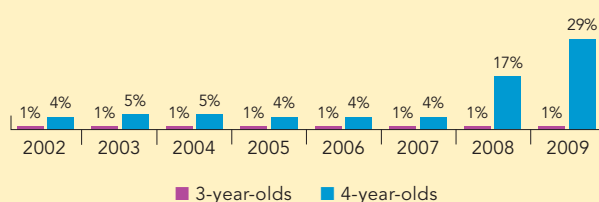
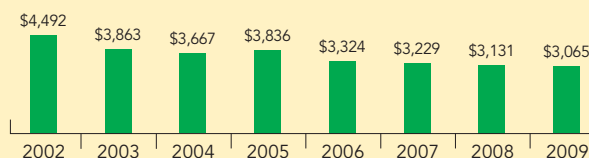


# Iowa

PERCENT OF STATE POPULATION ENROLLED



STATE SPENDING PER CHILD ENROLLED  
(2009 DOLLARS)



**S**hared Visions, Iowa's preschool education initiative serving 3-, 4-, and 5-year-olds in part- or full-day programs, was established in 1989. Funding is distributed through a competitive grant process directly to public schools, Head Start programs, private agencies, and faith-based centers. These programs may in turn subcontract with other programs located in the same types of settings. Eligibility for the program is largely determined by income, with at least 80 percent of the children in each classroom eligible to receive free lunch. Eligibility for up to 20 percent of the children in each classroom can be based on other risk factors, including low birth weight, homelessness, developmental delay, or having a parent who has a substance abuse problem or is incarcerated. Program operating schedules and use of sliding payment scales for children from over-income families are decided based on the local needs of each grantee of the *Shared Visions* program.

From 1995 until 2007, the *Shared Visions* initiative was flat funded, resulting in cuts to services or shortened program days for some grantees. In addition, some grantees needed to increase their use of local funds. However, in fiscal year 2008 state funding levels increased 2 percent for Iowa's *Shared Visions* program.

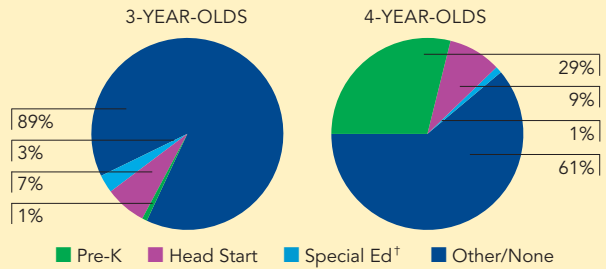
The Statewide Voluntary Preschool Program (SVPP), an initiative designed to provide prekindergarten access to all 4-year-olds, was launched in the 2007-2008 program year. The program, which expanded for the 2008-2009 school year, was available in 33 percent of districts and served more than 9,600 children for a minimum of 10 hours per week. Only 4-year-old children generate funds from the Preschool Funding Formula, but some 3- and 5-year-olds may also enroll in the program and are funded through a combination of tuition, local dollars, and/or funding from other sources. Children are eligible for SVPP if they are 4 years old and live in Iowa, although they do not have to be a resident of the district where they attend preschool. Districts can decide to use a sliding payment scale for children who are not eligible for free or reduced-price lunch. Funding for SVPP comes directly from the state to public schools, who may subcontract with private child care, Head Start agencies, and faith-based centers.

The first two pages of this state profile document Iowa's overall contributions and commitment to state prekindergarten, including state spending and enrollment for both *Shared Visions* and the Statewide Voluntary Preschool Program. The third page focuses exclusively on the *Shared Visions* and the final page presents specific details about the Statewide Voluntary Preschool Program.

## STATE OVERVIEW

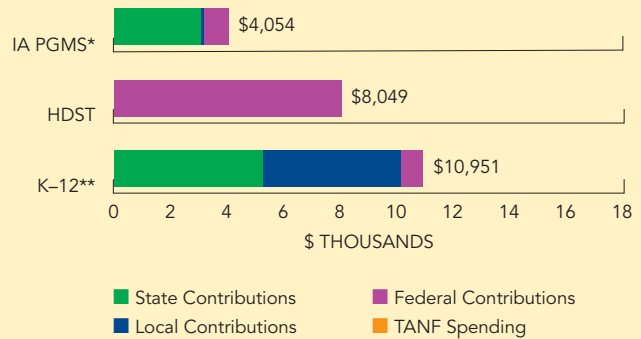
Total state program enrollment .....	11,831
Total state spending .....	\$36,257,604
State spending per child enrolled .....	\$3,065
All reported spending per child enrolled* .....	\$4,054

### STATE PRE-K AND HEAD START ENROLLMENT AS PERCENTAGE OF TOTAL POPULATION



<sup>†</sup> This is an estimate of children in special education who are not enrolled in state-funded pre-K or Head Start.

### SPENDING PER CHILD ENROLLED



\* Pre-K programs may receive additional funds from federal or local sources that are not included in this figure.

\*\*K-12 expenditures include capital spending as well as current operating expenditures.

Data are for the '08-'09 school year, unless otherwise noted.

#### ACCESS RANKINGS

4-YEAR-OLDS	3-YEAR-OLDS
14	19

#### RESOURCES RANKINGS

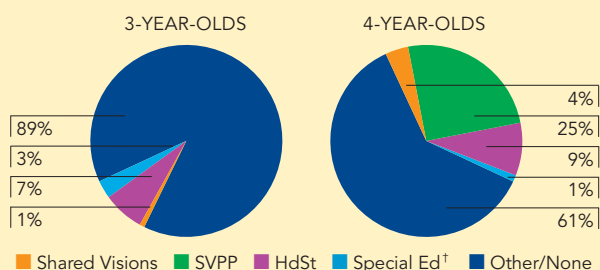
STATE SPENDING	ALL REPORTED SPENDING
29	24

## IOWA SHARED VISIONS

### ACCESS

Total state program enrollment .....	2,155
School districts that offer state program .....	10% <sup>1</sup>
Income requirement .....	80% of children must be below 130% FPL
Hours of operation .....	Determined locally <sup>2</sup>
Operating schedule .....	Determined locally <sup>2</sup>
Special education enrollment .....	3,417
Federally funded Head Start enrollment .....	6,456
State-funded Head Start enrollment .....	0

### STATE PRE-K AND HEAD START ENROLLMENT AS PERCENTAGE OF TOTAL POPULATION



<sup>†</sup> This is an estimate of children in special education who are not enrolled in state-funded pre-K or Head Start.

### QUALITY STANDARDS CHECKLIST

POLICY	STATE PRE-K REQUIREMENT	BENCHMARK	DOES REQUIREMENT MEET BENCHMARK?
Early learning standards .....	Comprehensive	Comprehensive	<input checked="" type="checkbox"/>
Teacher degree .....	BA (public); CDA (nonpublic) <sup>3</sup>	BA	<input type="checkbox"/>
Teacher specialized training .....	Birth–grade 3 SpEd, Birth–grade 3, or Pre-K–K endorsement (public); Meets CDA requirements (nonpublic)	Specializing in pre-K	<input checked="" type="checkbox"/>
Assistant teacher degree .....	HSD	CDA or equivalent	<input type="checkbox"/>
Teacher in-service .....	6 credit hours/5 years (public); None (nonpublic) <sup>4</sup>	At least 15 hours/year	<input type="checkbox"/>
Maximum class size .....		20 or lower	<input checked="" type="checkbox"/>
3-year-olds .....		20	
4-year-olds .....		20	
Staff-child ratio .....		1:10 or better	<input checked="" type="checkbox"/>
3-year-olds .....		1:8	
4-year-olds .....		1:8	
Screening/referral and support services .....	Vision, hearing, health, dental, developmental; and support services <sup>5</sup>	Vision, hearing, health; and at least 1 support service	<input checked="" type="checkbox"/>
Meals .....	Lunch and snack <sup>6</sup>	At least 1/day	<input checked="" type="checkbox"/>
Monitoring .....	Other monitoring <sup>7</sup>	Site visits	<input type="checkbox"/>

**TOTAL BENCHMARKS MET**

6

### RESOURCES

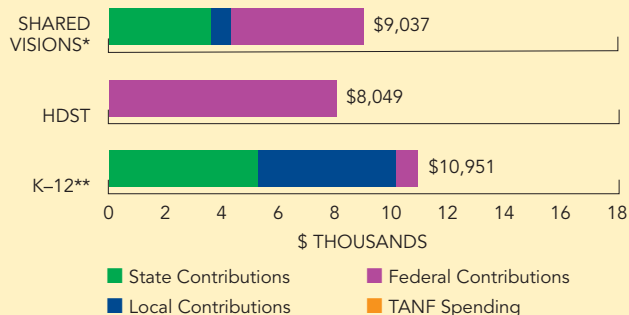
Total state pre-K spending .....	\$7,766,230
Local match required? .....	Yes, 20% of total grant amount
State spending per child enrolled .....	\$3,604
All reported spending per child enrolled* .....	\$9,037

\* Pre-K programs may receive additional funds from federal or local sources that are not included in this figure.

\*\* K–12 expenditures include capital spending as well as current operating expenditures.

Data are for the '08-'09 school year, unless otherwise noted.

### SPENDING PER CHILD ENROLLED



<sup>1</sup> In addition, 36 *Shared Visions* programs are offered by Head Start grantees, and 14 are offered in child care centers.

<sup>2</sup> Programs operate an average of 4 hours per day, 4.7 days per week, and generally operate during the academic year.

<sup>3</sup> Teachers in nonpublic settings follow NAEYC standards, which require a minimum of a CDA.

<sup>4</sup> Certified teachers employed in school district programs must renew their license every five years, including 6 credit hours of training. There is no specific requirement for the amount of in-service training for the remaining grantees, although most do provide at least 15 clock hours per year.

<sup>5</sup> The number of required parent conferences is not specified in state regulations. Additional support services include parenting support or training, parent involvement activities, health services for children, information about nutrition, and referral to social services.

<sup>6</sup> Applicants for *Shared Visions* funding are required through their grant applications to address meals and meet the requirements of NAEYC accreditation. The specific meals offered depend on the hours of operation, but are required by NAEYC criteria.

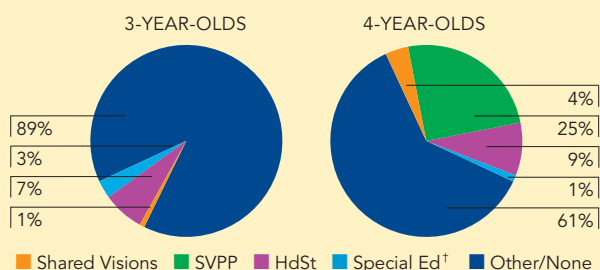
<sup>7</sup> All *Shared Visions* programs receive a site visit by NAEYC once every five years as part of their NAEYC accreditation.

# IOWA STATEWIDE VOLUNTARY PRESCHOOL PROGRAM

## ACCESS

Total state program enrollment .....	9,676
School districts that offer state program .....	33%
Income requirement .....	None
Hours of operation .....	Part-day, 10 hours/week <sup>1</sup>
Operating schedule .....	Academic year
Special education enrollment .....	3,417
Federally funded Head Start enrollment .....	6,456
State-funded Head Start enrollment .....	0

STATE PRE-K AND HEAD START ENROLLMENT AS PERCENTAGE OF TOTAL POPULATION



<sup>†</sup> This is an estimate of children in special education who are not enrolled in state-funded pre-K or Head Start.

## QUALITY STANDARDS CHECKLIST

POLICY	STATE PRE-K REQUIREMENT	BENCHMARK	DOES REQUIREMENT MEET BENCHMARK?
Early learning standards .....	Comprehensive	Comprehensive	<input checked="" type="checkbox"/>
Teacher degree .....	BA	BA	<input checked="" type="checkbox"/>
Teacher specialized training .....	Birth–grade 3 SpEd, Birth–grade 3, or Pre-K–K endorsement	Specializing in pre-K	<input checked="" type="checkbox"/>
Assistant teacher degree .....	CDA or Iowa Paraeducator Certificate <sup>2</sup>	CDA or equivalent	<input type="checkbox"/>
Teacher in-service .....	6 credit hours/5 years	At least 15 hours/year	<input checked="" type="checkbox"/>
Maximum class size .....		20 or lower	<input checked="" type="checkbox"/>
3-year-olds .....	NA <sup>3</sup>		
4-year-olds .....	20		
Staff-child ratio .....		1:10 or better	<input checked="" type="checkbox"/>
3-year-olds .....	NA <sup>3</sup>		
4-year-olds .....	1:10		
Screening/referral and support services .....	Vision, hearing, health, dental, developmental; and support services <sup>4</sup>	Vision, hearing, health; and at least 1 support service	<input checked="" type="checkbox"/>
Meals .....	Snack <sup>5</sup>	At least 1/day	<input type="checkbox"/>
Monitoring .....	Site visits <sup>6</sup>	Site visits	<input checked="" type="checkbox"/>

**TOTAL BENCHMARKS MET**

8

## RESOURCES

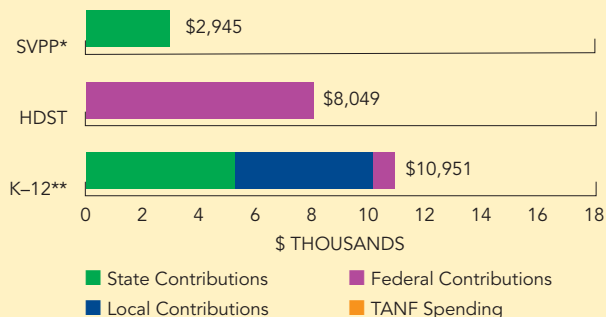
Total state pre-K spending .....	\$28,491,374
Local match required? .....	No
State spending per child enrolled .....	\$2,945
All reported spending per child enrolled* .....	\$2,945

\* Pre-K programs may receive additional funds from federal or local sources that are not included in this figure.

\*\*K–12 expenditures include capital spending as well as current operating expenditures.

Data are for the '08-'09 school year, unless otherwise noted.

SPENDING PER CHILD ENROLLED



<sup>1</sup> Programs operate 10 hours per week, 360 hours per year, and at least 3 days per week, with most operating 4 days per week. Some districts blend funding sources and work with collaborative partners to provide at least 12 hours per week.

<sup>2</sup> Assistant teachers should have either a CDA or an Iowa Paraeducator certificate. The certificate requires 90 hours of generalized education courses plus 45 hours of ECE specific training. Assistants may be hired with only a high school diploma and must immediately enroll in a CDA program, but there is no timeline to obtain the CDA.

<sup>3</sup> Three-year-olds do not receive state funding for the SVPP program but can be served in the program. The maximum class size for 3-year-olds is 18 and the required staff-to-child ratio is 1:9.

<sup>4</sup> Support services include three parent conferences or home visits, as well as parenting support or training, parent involvement activities, health services for children, and referral to social services.

<sup>5</sup> Additional meals must be provided if the program is longer than 10 hours per week.

<sup>6</sup> Beginning in the 2008-2009 school year, site visits are required once every 5 years. Programs are visited during their second year of operation and then again every five years.