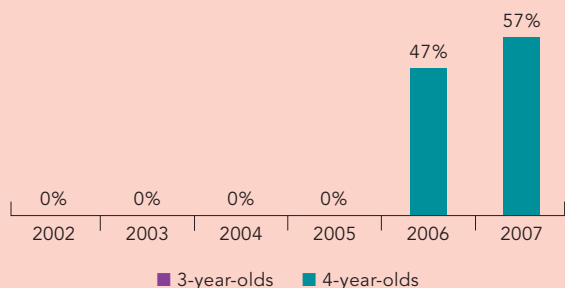
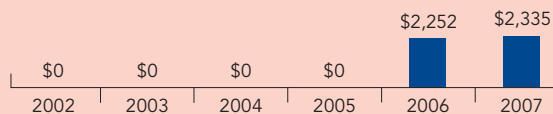


Florida

PERCENT OF STATE POPULATION ENROLLED



STATE SPENDING PER CHILD ENROLLED (2007 DOLLARS)



Florida's Voluntary Prekindergarten (VPK) Education program began in 2005, in response to a 2002 state constitutional amendment requiring universal availability of preschool programs for all 4-year-olds whose parents want them to attend. In its first year of operation, VPK was available across the entire state and served more than 100,000 children.

Participating local providers meeting the minimum requirements receive a fixed per-child amount of funding through early learning coalitions, which are the local administrators of the program. Services are offered in a variety of settings, including licensed child care centers, licensed family child care homes, accredited nonpublic schools, accredited faith-based providers, and public schools. Families may enroll children in any participating program with available space, and are required to choose between a school-year program totaling 540 instructional hours or a summer program totaling 300 instructional hours. There are some differences between the programs. The 540-hour program takes place during the school year and teachers are required to have a Child Development Associate (CDA) or equivalent credential. The 300-hour program occurs during the summer and teachers are required to hold at least a bachelor's degree.

During the 2006-2007 school year, the number of providers increased by 15 percent and the number of participating children increased by nearly 20,000. For the 2007-2008 school year, VPK will receive a 4.6 percent increase in the base student allocation.

Another Florida initiative, the School Readiness Program, started in 1999 and grew in 2001 when it incorporated two other state programs, the State Migrant Prekindergarten Program and the Prekindergarten Early Intervention Program. Through this initiative, early learning coalitions distribute federal and state dollars to support a broad range of early childhood programs and services. Data in this report focus only on the VPK program.

ACCESS RANKINGS	
4-YEAR-OLDS	3-YEAR-OLDS
2	None Served

RESOURCES RANKINGS	
STATE SPENDING	ALL REPORTED SPENDING
34*	38

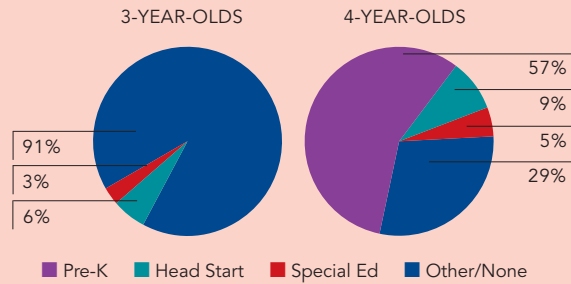
* In previous Yearbooks, only state spending was ranked.

FLORIDA VOLUNTARY PREKINDERGARTEN PROGRAM

ACCESS

Total state program enrollment.....	124,390 ¹
School districts that offer state program	100% (counties)
Income requirement	None
Hours of operation	Determined locally ²
Operating schedule	Determined locally ²
Special education enrollment	17,989
Federally funded Head Start enrollment.....	33,375
State-funded Head Start enrollment	0

STATE PRE-K AND HEAD START ENROLLMENT AS PERCENTAGE OF TOTAL POPULATION



QUALITY STANDARDS CHECKLIST

POLICY	STATE PRE-K REQUIREMENT	BENCHMARK	DOES REQUIREMENT MEET BENCHMARK?
Early learning standards	Comprehensive	Comprehensive	<input checked="" type="checkbox"/>
Teacher degree	BA (summer); CDA or equivalent (academic year) ³	BA	<input type="checkbox"/>
Teacher specialized training	See footnotes (summer); Meets CDA requirements (academic year) ³	Specializing in pre-K	<input type="checkbox"/>
Assistant teacher degree	40 clock hours ⁴	CDA or equivalent	<input type="checkbox"/>
Teacher in-service	None ⁵	At least 15 hours/year	<input type="checkbox"/>
Maximum class size		20 or lower	<input checked="" type="checkbox"/>
3-year-olds	NA		
4-year-olds	10 (summer); 18 (academic year)		
Staff-child ratio		1:10 or better	<input checked="" type="checkbox"/>
3-year-olds	NA		
4-year-olds	1:10 ⁶		
Screening/referral	Determined locally ⁷	Vision, hearing, health; and at least 1 support service	<input type="checkbox"/>
Meals	Depend on length of program ⁸	At least 1/day	<input type="checkbox"/>
Monitoring	Site visits and other monitoring	Site visits	<input checked="" type="checkbox"/>

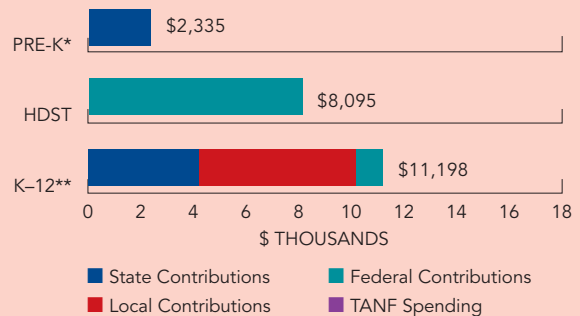
TOTAL BENCHMARKS MET

4

RESOURCES

Total state pre-K spending.....	\$290,406,902
Local match required?.....	No
State spending per child enrolled.....	\$2,335
All reported spending per child enrolled*	\$2,335

SPENDING PER CHILD ENROLLED



* Pre-K programs may receive additional funds from federal or local sources that are not included in this figure.

**K-12 expenditures include capital spending as well as current operating expenditures.

Data are for the '06-'07 school year, unless otherwise noted.

¹ The total may contain a duplicate count of children served if a child enrolled at more than one coalition during the course of the year (e.g., a child moving location).

² VPK programs may choose to operate a summer program, totaling at least 300 hours of service, or an academic year program, totaling at least 540 hours of service. The operating schedule and hours are determined locally, but the average number of hours per day for a 180-day, 540-hour program is 3 and the average number of hours per day for the 300-hour summer program is 7.5.

³ Teacher qualification requirements are different for the summer and academic year programs. Teachers in the summer programs are required either to be certified teachers in any area (with preference given to early childhood coursework or experience) or to have a BA in early childhood, primary or preschool education, family and consumer science, or elementary education. Teachers in the academic year programs are required to have a CDA or equivalent and have completed a Department of Education course on emergent literacy.

⁴ Assistant teachers do not have to meet any degree requirements, but must complete a 40-hour training for licensed child care providers.

⁵ There are no specified in-service requirements for teachers. However, teachers with a CDA must have 10 hours of in-service per year for CDA renewal, and certified teachers must have 120 hours of in-service every 5 years.

⁶ Summer programs have a maximum class size of 10 with one teacher. Academic year programs have one teacher for classes of up to 10 students, and must have a second staff member in classes of 11 students up to the maximum of 18 students.

⁷ Public school programs are required to provide vision, hearing, and health screenings and referrals as well. Requirements for screenings and referrals for private providers are determined locally. Some comprehensive support services are required but specific services are determined locally.

⁸ Meals or snacks are required to meet the nutritional needs of children.