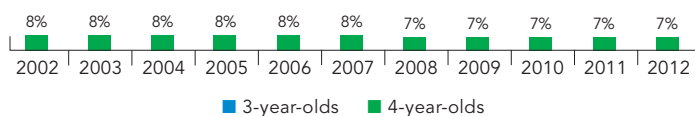


Delaware

PERCENT OF STATE POPULATION ENROLLED



STATE SPENDING PER CHILD ENROLLED (2012 DOLLARS)



Established in 1994, Delaware’s Early Childhood Assistance Program (ECAP) aims to expand access to comprehensive early childhood services for 4-year-olds who are income-eligible for Head Start. ECAP is modeled after the federal Head Start program and requires participating programs to follow Head Start Performance Standards. ECAP requires 90 percent of enrolled children come from families whose income is at or below 100 percent of the federal poverty level; the remaining 10 percent of available slots must be provided for children with disabilities. Programs may enroll and qualify as income-eligible up to 35 percent of their funded enrollment from children living in households with incomes at 100 to 130 percent FPL, according to regulations in the Head Start Reauthorization Act of 2007.

The Community Needs Assessment Data determines ECAP grantees. Funding is distributed to Head Start agencies, for-profit child care, private and faith-based centers, and public schools. As a result of the state’s fiscal condition, there have been no increases in ECAP funding since 2007.

Delaware Early Learning Foundations: Preschool, the state’s early learning standards adopted in 2003, were revised in 2010 to align with K–12 performance indicators and standards as well as the Common Core standards. Teaching Strategies GOLD, a web-based assessment, is used by ECAP to monitor the progress of enrolled children. Through the 2008 Child Outcomes Study, ECAP was evaluated for program impact/child outcomes.

Delaware is also in the process of implementing a quality rating improvement system for early childhood programs, known as Delaware Stars. Alignment documents were developed between the Head Start Performance Standards and the Delaware Stars quality rating indicators. As of December 2012, all ECAP programs are required to register and participate in Delaware Stars QRIS with a maximum value of 5. Programs that are ECAP only without blended funding enter the Stars QRIS as a 4 with documentation for successful Head Start monitoring. ECAP programs that have multiple funding sources enter the QRIS with a rating of 1.

High-quality professional development opportunities are offered for ECAP through the Delaware Institute for Excellence in Early Childhood, the state’s cross-sector early childhood professional development system aligned with the state’s K–12 professional development standards.

ACCESS RANKINGS	
4-YEAR-OLDS	3-YEAR-OLDS
32	None Served

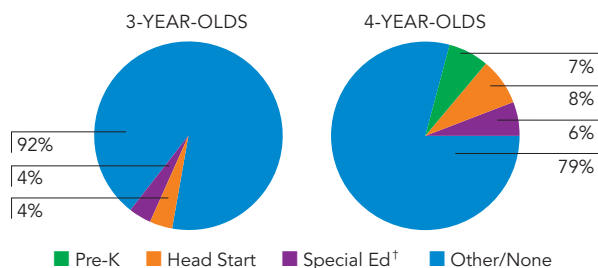
RESOURCES RANKINGS	
STATE SPENDING	ALL REPORTED SPENDING
6	15

DELAWARE EARLY CHILDHOOD ASSISTANCE PROGRAM (ECAP)

ACCESS

Total state program enrollment	843
School districts that offer state program	100% (counties)
Income requirement	90% of children must be at or below 100% FLP ¹
Hours of operation	At least 3.5 hours/day, 5 days/week ²
Operating schedule	Determined locally ²
Special education enrollment	1,391
Federal Head Start enrollment, ages 3 & 4	1,313
State-funded Head Start enrollment	843 ³

STATE PRE-K AND HEAD START ENROLLMENT AS PERCENTAGE OF TOTAL POPULATION



[†] This is an estimate of children in special education who are not enrolled in state-funded pre-K or Head Start.

QUALITY STANDARDS CHECKLIST

POLICY	STATE PRE-K REQUIREMENT	BENCHMARK	DOES REQUIREMENT MEET BENCHMARK?
Early learning standards	Comprehensive	Comprehensive	<input checked="" type="checkbox"/>
Teacher degree	AA ⁴	BA	<input type="checkbox"/>
Teacher specialized training	AA in EC or a related field	Specializing in pre-K	<input checked="" type="checkbox"/>
Assistant teacher degree	HSD ⁴	CDA or equivalent	<input type="checkbox"/>
Teacher in-service	18 clock hours	At least 15 hours/year	<input checked="" type="checkbox"/>
Maximum class size		20 or lower	<input checked="" type="checkbox"/>
3-year-olds	NA		
4-year-olds	20		
Staff-child ratio		1:10 or better	<input checked="" type="checkbox"/>
3-year-olds	NA		
4-year-olds	1:10		
Screening/referral and support services	Vision, hearing, health, dental, developmental; and support services ⁵	Vision, hearing, health; and at least 1 support service	<input checked="" type="checkbox"/>
Meals	At least one meal and snack	At least 1/day	<input checked="" type="checkbox"/>
Monitoring	Site visits and other monitoring	Site visits	<input checked="" type="checkbox"/>

TOTAL BENCHMARKS MET
8

RESOURCES

Total state pre-K spending	\$5,727,800
Local match required?	No
State Head Start spending	\$5,727,800 ⁶
State spending per child enrolled	\$6,795
All reported spending per child enrolled*	\$6,795

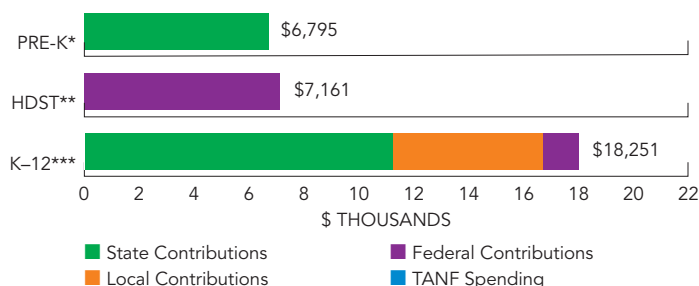
* Pre-K programs may receive additional funds from federal or local sources that are not included in this figure.

** Head Start per-child spending for the 2011-2012 year includes funding only for 3- and 4-year-olds served. Past years' figures have unintentionally included funds for Early Head Start.

*** K-12 expenditures include capital spending as well as current operating expenditures.

Data are for the '11-'12 school year, unless otherwise noted.

SPENDING PER CHILD ENROLLED



¹ State pre-K children must meet the federal Head Start income guidelines. Effective as of 2007, 35 percent of enrollment may be children whose family incomes are between 100 and 130 percent FPL after priority is given to children at or below 100 percent FPL.

² If programs choose to operate longer than 3.5 hours per day, they must fund the additional portion themselves. Some programs align with the school year.

³ This number represents ECAP enrollment. All state-funded Head Start enrollment is through ECAP.

⁴ ECAP follows the Head Start Performance Standards. Under the Head Start Reauthorization Act of 2007, all lead teachers were required to have at least an AA by October 2011; by September 30, 2013, 50 percent must have at least a BA. By September 30, 2013, all

assistant teachers must have at least a CDA or be enrolled in a program to receive a CDA, AA, or BA within two years. Teachers in nonpublic programs must meet Delaware Office of Child Care Licensing requirements of nine college credits in EC, a CDA, or the state-approved courses Training Early Care and Education I and II.

⁵ Support services include parent conferences and/or home visits, education services or job training for parents, parenting support or training, parent involvement activities, health services for parents and children, information about nutrition, referral to social services, transition to kindergarten activities, and mental health consultation.

⁶ ECAP is a state-funded Head Start model. All state pre-K spending is therefore directed toward Head Start programs