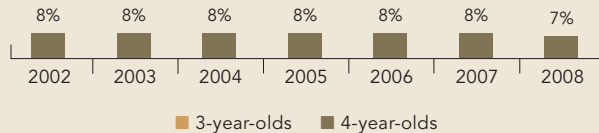
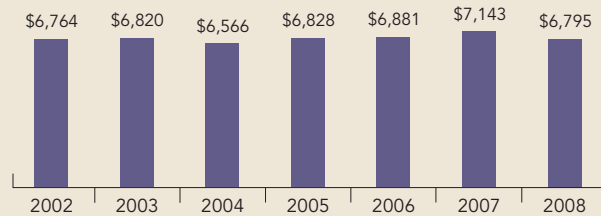


Delaware

PERCENT OF STATE POPULATION ENROLLED



STATE SPENDING PER CHILD ENROLLED
(2008 DOLLARS)



In 1994, Delaware began funding preschool education through the Early Childhood Assistance Program (ECAP), which is modeled after the federal Head Start program. Programs are required to follow federal Head Start Performance Standards. The goal of ECAP is to increase access to comprehensive early childhood services for the state's 4-year-olds who are income-eligible for Head Start. ECAP funds are allocated to private agencies, public schools, and for-profit early care and education programs in addition to Head Start agencies. Ninety percent of enrolled children must come from families with an income at or below 100 percent of the federal poverty level. ECAP children also must have identified medical, developmental or social risk factors and 10 percent of the slots must be made available to children with disabilities. The selection and location of the ECAP grantees is guided by the Community Needs Assessment data. For the 2008-2009 program year, changes to the Head Start Act will require changes in state prekindergarten. One such change allows programs to accept children living in households 101 to 130 percent over poverty and still count them as income eligible, with certain restrictions.

In 2003, the state began using a mandatory curriculum framework for state-funded pre-K programs known as the Delaware Early Learning Foundations. This framework is now under revision and is aligned with K-12 performance indicators and standards. Delaware is working on a quality rating system for its early care and education programs, but it is not yet available to all programs and therefore a minimum rating for each setting is not yet required. A prekindergarten professional development system is also being designed that will be aligned with the state's professional development system for K-12.

ACCESS RANKINGS	
4-YEAR-OLDS	3-YEAR-OLDS
30	None Served

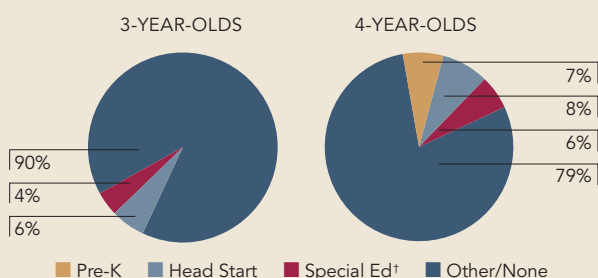
RESOURCES RANKINGS	
STATE SPENDING	ALL REPORTED SPENDING
7	12

DELAWARE EARLY CHILDHOOD ASSISTANCE PROGRAM

ACCESS

Total state program enrollment	843
School districts that offer state program.....	100% (counties)
Income requirement	90% of children must be at or below 100% FPL
Hours of operation.....	At least 3.5 hours/day, 5 days/week ¹
Operating schedule	Determined locally ¹
Special education enrollment	1,336
Federally funded Head Start enrollment	1,639
State-funded Head Start enrollment	843 ²

STATE PRE-K AND HEAD START ENROLLMENT AS PERCENTAGE OF TOTAL POPULATION



† This number represents children in special education who are not enrolled in state-funded pre-K or Head Start.

QUALITY STANDARDS CHECKLIST

POLICY	STATE PRE-K REQUIREMENT	BENCHMARK	DOES REQUIREMENT MEET BENCHMARK?
Early learning standards	Comprehensive	Comprehensive	<input checked="" type="checkbox"/>
Teacher degree	CDA ³	BA	<input type="checkbox"/>
Teacher specialized training.....	Meets CDA requirements	Specializing in pre-K	<input checked="" type="checkbox"/>
Assistant teacher degree.....	HSD ³	CDA or equivalent	<input type="checkbox"/>
Teacher in-service	15 clock hours ⁴	At least 15 hours/year	<input checked="" type="checkbox"/>
Maximum class size		20 or lower	<input checked="" type="checkbox"/>
3-year-olds	NA		
4-year-olds	20		
Staff-child ratio		1:10 or better	<input checked="" type="checkbox"/>
3-year-olds	NA		
4-year-olds	1:10		
Screening/referral	Vision, hearing, health, and support services	Vision, hearing, health; and at least 1 support service	<input checked="" type="checkbox"/>
.....	developmental, dental, behavioral; and support services ⁵		
Meals	At least one meal and snack	At least 1/day	<input checked="" type="checkbox"/>
Monitoring	Site visits and other monitoring	Site visits	<input checked="" type="checkbox"/>

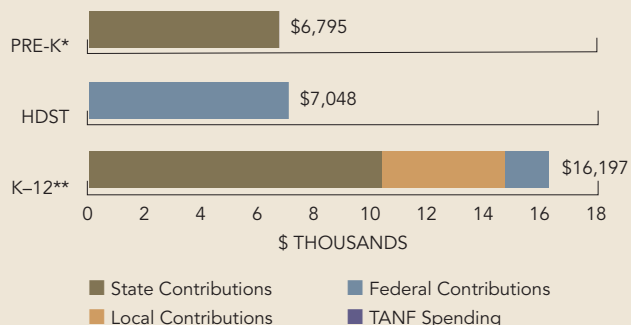
TOTAL BENCHMARKS MET

8

RESOURCES

Total state pre-K spending	\$5,727,800
Local match required?	No
State Head Start spending	\$5,727,800 ⁶
State spending per child enrolled	\$6,795
All reported spending per child enrolled*	\$6,795

SPENDING PER CHILD ENROLLED



* Pre-K programs may receive additional funds from federal or local sources that are not included in this figure.

**K-12 expenditures include capital spending as well as current operating expenditures.

Data are for the '07-'08 school year, unless otherwise noted.

¹ Half-day programs are funded to operate a minimum of 3.5 hours per day, and many operate 4 hours per day. Most programs align with public school operating schedules.

² This number represents ECAP enrollment. All state-funded Head Start enrollment is through ECAP.

³ New child care regulations came into effect in January 2008 that offer multiple educational/training combinations to qualify for the position. ECAP follows Head Start Performance Standards staffing requirements.

⁴ All grantees, except school districts, are in licensed programs that are required to have 18 clock hours per year.

⁵ Support services include four annual parent conferences or home visits, education services or job training for parents, parenting support or training, parent involvement activities, health services for parents and children, information about nutrition, referral to social services, transition to kindergarten activities, and mental health services.

⁶ ECAP is a state-funded Head Start model. All state pre-K spending is therefore directed toward Head Start programs.