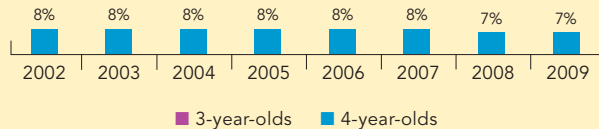
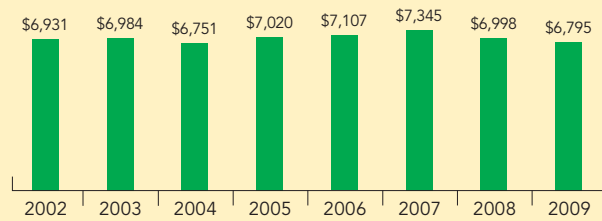


# Delaware

PERCENT OF STATE POPULATION ENROLLED



STATE SPENDING PER CHILD ENROLLED (2009 DOLLARS)



**M**odeled after the federal Head Start program, the Early Childhood Assistance Program (ECAP) was first funded by Delaware in 1994. ECAP aims to expand access to comprehensive early childhood services for 4-year-olds who are income-eligible for Head Start, and participating programs are required to follow federal Head Start Performance Standards. In addition to Head Start agencies, ECAP funds are distributed to public schools, private centers, and for-profit early care and education programs. The selection and location of ECAP grantees is guided by the Community Needs Assessment data. Ninety percent of ECAP-enrolled children must come from families with an income at or below 100 percent of the federal poverty level and 10 percent of available slots must be allocated for children with disabilities.

Delaware instituted a mandatory curriculum framework for state-funded preschool education in 2003. Known as the Delaware Early Learning Foundations, the framework is aligned with K-12 performance indicators and standards and is currently under revision. Delaware is in the process of implementing a quality rating improvement system (QRIS) for the state's early childhood programs. The QRIS is not yet available for all programs and therefore a minimum rating for each setting is not currently required. The state is currently creating a professional development system for preschool educators, which will be aligned with the state's K-12 professional development system.

In the 2008-2009 program year, changes to the Head Start Act necessitated changes in ECAP. One of these changes allows programs to enroll children living in households with incomes at 100 to 130 percent of the federal poverty level and still count them as income-eligible, with certain restrictions.

The state's financial condition has not allowed for any increase in funding for ECAP since 2007.

ACCESS RANKINGS	
4-YEAR-OLDS	3-YEAR-OLDS
31	None Served

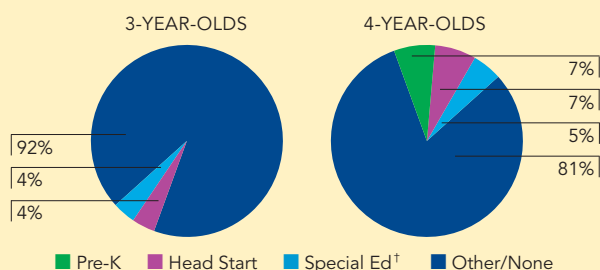
RESOURCES RANKINGS	
STATE SPENDING	ALL REPORTED SPENDING
7	12

## DELAWARE EARLY CHILDHOOD ASSISTANCE PROGRAM (ECAP)

### ACCESS

Total state program enrollment .....	843
School districts that offer state program.....	100% (counties)
Income requirement .....	90% of children must be at or below 100% FPL <sup>1</sup>
Hours of operation.....	At least 3.5 hours/day, 5 days/week <sup>2</sup>
Operating schedule .....	Determined locally <sup>2</sup>
Special education enrollment .....	1,267
Federally funded Head Start enrollment .....	1,228
State-funded Head Start enrollment .....	843 <sup>3</sup>

### STATE PRE-K AND HEAD START ENROLLMENT AS PERCENTAGE OF TOTAL POPULATION



<sup>†</sup> This is an estimate of children in special education who are not enrolled in state-funded pre-K or Head Start.

### QUALITY STANDARDS CHECKLIST

POLICY	STATE PRE-K REQUIREMENT	BENCHMARK	DOES REQUIREMENT MEET BENCHMARK?
Early learning standards .....	Comprehensive	Comprehensive	<input checked="" type="checkbox"/>
Teacher degree .....	CDA <sup>4</sup>	BA	<input type="checkbox"/>
Teacher specialized training.....	Meets CDA requirements	Specializing in pre-K	<input checked="" type="checkbox"/>
Assistant teacher degree.....	HSD or equivalent <sup>4</sup>	CDA or equivalent	<input type="checkbox"/>
Teacher in-service .....	18 clock hours	At least 15 hours/year	<input checked="" type="checkbox"/>
Maximum class size .....		20 or lower	<input checked="" type="checkbox"/>
3-year-olds .....	NA		
4-year-olds .....	20		
Staff-child ratio .....		1:10 or better	<input checked="" type="checkbox"/>
3-year-olds .....	NA		
4-year-olds .....	1:10		
Screening/referral .....	Vision, hearing, health, dental, developmental, behavioral; and support services <sup>5</sup>	Vision, hearing, health; and at least 1 support service	<input checked="" type="checkbox"/>
Meals .....	At least one meal and snack	At least 1/day	<input checked="" type="checkbox"/>
Monitoring .....	Site visits and other monitoring	Site visits	<input checked="" type="checkbox"/>

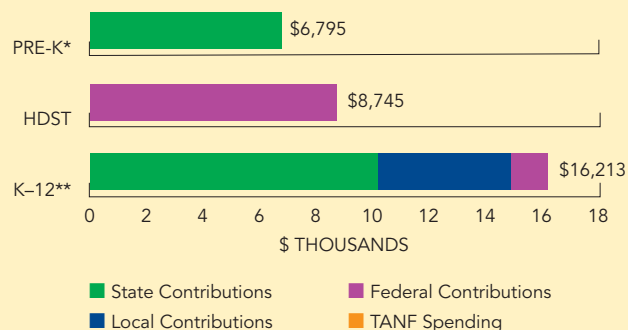
**TOTAL BENCHMARKS MET**

8

### RESOURCES

Total state pre-K spending .....	\$5,727,800
Local match required? .....	No
State Head Start spending .....	\$5,727,800 <sup>6</sup>
State spending per child enrolled .....	\$6,795
All reported spending per child enrolled* .....	\$6,795

### SPENDING PER CHILD ENROLLED



\* Pre-K programs may receive additional funds from federal or local sources that are not included in this figure.

\*\*K-12 expenditures include capital spending as well as current operating expenditures.

Data are for the '08-'09 school year, unless otherwise noted.

<sup>1</sup> State pre-K children must meet the federal Head Start income guidelines. Effective as of 2007, 35 percent of enrollment may be children whose family incomes are between 100 and 130 percent FPL after priority is given to children at 100 percent or below FPL.

<sup>2</sup> If programs choose to operate longer than 3.5 hours per day, they must fund the additional portion themselves. Most programs align with the school year.

<sup>3</sup> This number represents ECAP enrollment. All state-funded Head Start enrollment is through ECAP.

<sup>4</sup> ECAP follows federal Head Start Performance Standards. The Head Start Reauthorization Act of 2007 requires that by 2011, all teachers have at least

an AA; by 2013, 50 percent must have at least a BA. By 2013, all assistant teachers must have at least a CDA or be enrolled in a program to receive a CDA, AA, or BA within two years.

<sup>5</sup> Support services include four annual parent conferences or home visits, education services or job training for parents, parenting support or training, parent involvement activities, health services for parents and children, information about nutrition, referral to social services, transition to kindergarten activities, and mental health services.

<sup>6</sup> ECAP is a state-funded Head Start model. All state pre-K spending is therefore directed toward Head Start programs.