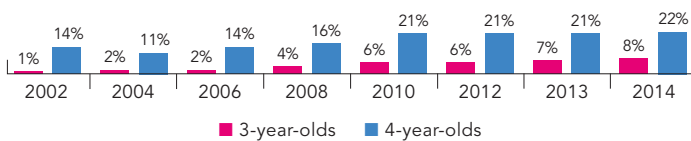
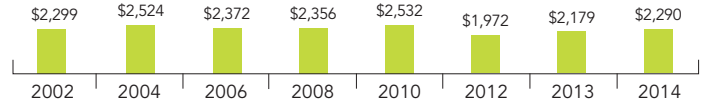


Colorado

PERCENT OF STATE POPULATION ENROLLED*



STATE SPENDING PER CHILD ENROLLED* (2014 DOLLARS)



The Colorado Preschool Program (CPP) was launched in 1988 in an effort to reduce school dropout rates and reduce dependence on public assistance by funding preschool services for at-risk 3- and 4-year-olds. Risk factors for eligibility are defined in statute, including eligibility for free or reduced-price meals, being in foster care, a family history of abuse or neglect, homelessness, low parental education levels, parental substance abuse, or having a teen parent, as well as locally determined risk factors. Four-year-olds must meet at least one risk factor to enroll in CPP, while 3-year-olds must have a minimum of three risk factors.

In 1995 the Legislature authorized a small number of CPP slots to be used to fund children to participate in full-day kindergarten. Between 2005 and 2008, the program was renamed the Colorado Preschool and Kindergarten Program (CPKP) and was permitted to use 15 percent of their slots for this purpose. The program was once again named the Colorado Preschool Program during the 2008 legislative session, when these kindergarten slots were eliminated. CPP increased preschool access by 45 percent during the 2008-2009 school year as a result of authorized expansions in 2007 and 2008 as well as the conversion of the kindergarten slots to pre-K slots.

CPP funding is determined through the Colorado school finance formula with preschoolers receiving half the amount of students in grades 1 through 12. These funds are distributed directly to public schools, though schools may subcontract with private child care centers, Head Start, or other community-based or public agencies. The Charter School Institute also participates in the Colorado Preschool Program as a direct recipient of funds. Funding is awarded competitively with priority given to districts not currently participating in CPP. CPP may use additional funding sources, such as federal Head Start money, to extend the program day, supplement services, or provide wraparound care. From 2010-2012, the state enacted consecutive budget cuts, including a reduction in the funding available for K-12 students. State funding for CPP, tied to Colorado's funding for K-12, increased in 2013-2014 for the second consecutive year to reach its highest level to date.

CPP programs report outcomes on assessment systems identified in Results Matter. Initially funded through a federal grant, Results Matter is Colorado's system for measuring outcomes in children from birth to age 5 in early childhood programs and also consists of information on families for reporting data. In the 2008-2009 school year, almost 40,000 children across a range of early childhood programs in Colorado participated in Results Matter. Through assessment data, the state found that by the spring of 2009, children participating in CPP had achieved a greater rate of growth than children paying tuition to attend preschool, thus narrowing the gap between the groups by the time they entered kindergarten.

Results Matter is an ongoing evaluation, and an analysis of longitudinal data collected by the Colorado Department of Education, as well as data from Results Matter, was used in the 2013-2014 school year to evaluate CPP for program impact and child outcomes. Results Matter evaluated approximately 47,000 children during the 2013-2014 school year, including 19,538 CPP participants and reported positive, sustained gains for CPP children through eighth grade.

Originally established in 2007, the Colorado Building Blocks for Early Development and Learning was revised in 2011 to align with the Colorado P-12 Academic Standards. Building Blocks was replaced by the Colorado Early Learning & Development Guidelines in January 2013. The Guidelines address all developmental and academic fields, are inclusive of all children ages birth to 8 years, and align with the Colorado P-12 Academic Standards which have incorporated the Common Core State Standards.

The Colorado Early Childhood Leadership Commission (ECLC) was formed in 2010 to coordinate efforts to guarantee and advance a comprehensive service delivery system for children from birth to age 8, relying on data to improve alignment, decision-making, and coordination among federally funded and state-funded services and programs.

Colorado was one of 5 states funded in the second round of federal Race to the Top-Early Learning Challenge in 2012.

ACCESS RANKINGS	
4-YEAR-OLDS	3-YEAR-OLDS
22	9

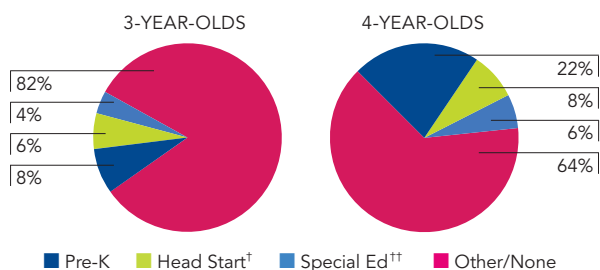
RESOURCES RANKINGS	
STATE SPENDING	ALL REPORTED SPENDING
35	31

COLORADO PRESCHOOL PROGRAM

ACCESS

Total state program enrollment	20,850 ¹
School districts that offer state program	96%
Income requirement	185% FPL ²
Hours of operation	2.5 hours/day, 4 days/week ³
Operating schedule	Academic year
Special education enrollment, ages 3 and 4	7,481
Federally funded Head Start enrollment, ages 3 and 4	9,392
State-funded Head Start enrollment, ages 3 and 4	0

STATE PRE-K AND HEAD START ENROLLMENT AS PERCENTAGE OF TOTAL POPULATION



† Some Head Start children may also be counted in state pre-K.
 †† Estimates children in special education not also enrolled in state pre-K or Head Start.

QUALITY STANDARDS CHECKLIST

POLICY	STATE PRE-K REQUIREMENT	BENCHMARK	DOES REQUIREMENT MEET BENCHMARK?
Early learning standards	Comprehensive	Comprehensive	<input checked="" type="checkbox"/>
Teacher degree	CDA ⁴	BA	<input type="checkbox"/>
Teacher specialized training	None ⁴	Specializing in pre-K	<input checked="" type="checkbox"/>
Assistant teacher degree	No minimum degree required ⁵	CDA or equivalent	<input type="checkbox"/>
Teacher in-service	15 clock hours/year	At least 15 hours/year	<input checked="" type="checkbox"/>
Maximum class size	20 or lower	<input checked="" type="checkbox"/>
3-year-olds16		
4-year-olds16		
Staff-child ratio	1:10 or better	<input checked="" type="checkbox"/>
3-year-olds1:8		
4-year-olds1:8		
Screening/referral	Health, developmental; and support services	Vision, hearing, health; and at least 1 support service	<input type="checkbox"/>
Meals	Depends on length of program day ⁷	At least 1/day	<input type="checkbox"/>
Monitoring	Site visits	Site visits	<input checked="" type="checkbox"/>

TOTAL BENCHMARKS MET

6

RESOURCES

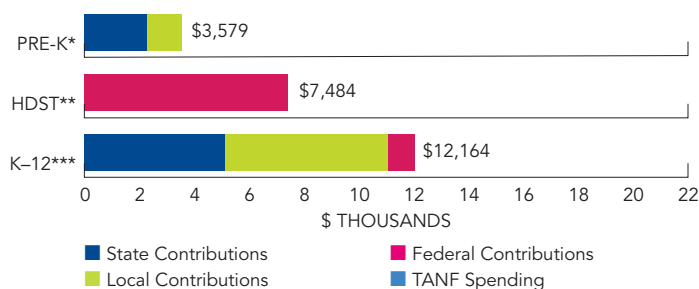
Total state pre-K spending	\$47,742,255 ⁸
Local match required?	Yes
State spending per child enrolled	\$2,290
All reported spending per child enrolled*	\$3,579

* Pre-K programs may receive additional funds from federal or local sources that are not included in this figure.

** Head Start per-child spending for the 2013-2014 year includes funding only for 3- and 4-year-olds served. Past years figured have unintentionally included funds for Early Head Start.

*** K-12 expenditures include capital spending as well as current operating expenditures. Data are for the '13-'14 school year, unless otherwise noted.

SPENDING PER CHILD ENROLLED



¹ Under the early childhood councils, three school districts have waivers to serve children younger than age three in CPP. Children must turn three by October 1 in order to be funded by the state, but districts can choose earlier eligibility dates. CPP is authorized to fund 20,160 half-day slots, and statute allows CPP to use a maximum of 5 percent of those slots to serve children in a full-day program through two slots.

² In some areas of the state, where the cost of living is extremely high, district advisory councils have increased the eligibility to 200% or 225% FPL.

³ Programs must operate the equivalent of 2.5 hours per day, 4 days per week. Programs may extend hours and days beyond the minimum requirement of 10 hours per week. The program is funded for 5 days per week, with the fifth day funded for home visits, teacher planning time, completing child assessments, or staff training.

⁴ Teachers must have coursework in child development, developmentally appropriate practices, understanding parent partnerships, and multicultural education. They must be supervised by someone with at least a BA in ECE or Child Development.

⁵ There is no specific category for assistant teacher; staff aides must meet Colorado Department of Human Services Licensing Requirements.

⁶ Support services include parent education or job training, parenting support or training, parent involvement activities, health services for parents and children, nutrition information, referral for social services, transition to kindergarten activities, parent conferences and/or home visits, information about and referral for immunizations and dental care.

⁷ Meals and nutritious snacks must be served at suitable intervals. Children who are in the program for more than 4 hours per day must be offered a meal that meets at least one-third of their daily nutritional needs.

⁸ This figure does not include contributions from local sources, which are required by the school finance formula.