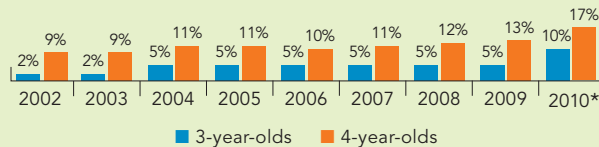
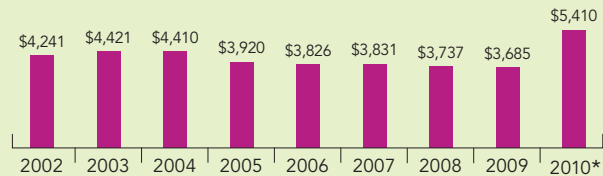


# California

PERCENT OF STATE POPULATION ENROLLED



STATE SPENDING PER CHILD ENROLLED  
(2010 DOLLARS)



In 1965, California became one of the first states in the nation to make state-funded preschool education available through the State Preschool Program (CSPP). The state later established the Prekindergarten and Family Literacy Program (PKFLP) in the 2007-2008 school year, modeling the initiative after CSPP. PKFLP provided either half- or full-day services with an added literacy component to children who are from families at or below 75 percent of the state median income (SMI), are receiving protective services, or are at risk for abuse, neglect, or family violence.

The California State Preschool Program Act was signed into law in 2008, with the purpose of streamlining funding for the state's multiple preschool programs. As of July 1, 2009, all part-day and full-day programs in CSPP and PKFLP, as well as General Child Care programs that served preschool age children, were consolidated into a newly formed California State Preschool Program. The program provides 3- and 4-year-old children with part- and full-day services through local education agencies, colleges, community action agencies, and private nonprofit agencies. Unless children are receiving protective services or have been referred as at risk of abuse, neglect, or exploitation, families must have an income of 75 percent of the SMI to be eligible for the program.

State funding for the current State Preschool Program is provided to school districts, private child care and faith-based centers, and Head Start agencies and other public agencies through a competitive application process. CSPP usually funds part-day programs, but also provides a full-day program and works with other state-funded and federal child care assistance programs to fund extended days for children whose parents who work full time. Eligibility is limited to children ages 3 to 5 from families with an income below 75 percent of the SMI or to children who have experienced or are at risk for abuse, neglect, or exploitation.

In 2008, California also developed and published the California Preschool Learning Foundations, a set of early learning standards focusing on social-emotional development, language and literacy, English language development, and mathematics. Although these standards have not yet been implemented, a second volume of the California Preschool Learning Foundations focusing on visual and performing arts and physical development and health will be released in the spring of 2011. The California State Preschool Program uses the Desired Results for Children and Families system, which has been aligned with the Preschool Learning Foundations Volume I, to record children's development and to plan curriculum and other developmentally appropriate activities.

\* Due to changes in the California State Preschool Program, funding and enrollment figures for the 2009-2010 school year represent the effects of program consolidation rather than an actual increase over previous years.

ACCESS RANKINGS	
4-YEAR-OLDS	3-YEAR-OLDS
23	6

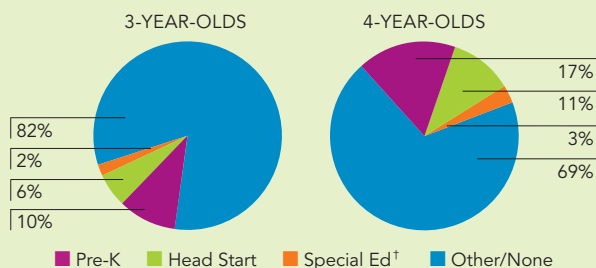
RESOURCES RANKINGS	
STATE SPENDING	ALL REPORTED SPENDING
12	18

# CALIFORNIA STATE PRESCHOOL PROGRAM

## ACCESS

Total state program enrollment.....	147,185 <sup>1</sup>
School districts that offer state program.....	97% (counties) <sup>2</sup>
Income requirement.....	75% SMI <sup>3</sup>
Hours of operation.....	3 hours/day (part-day), or locally determined (full-day); 5 days/week
Operating schedule.....	Determined locally <sup>4</sup>
Special education enrollment.....	43,498
Federally funded Head Start enrollment.....	93,685
State-funded Head Start enrollment.....	0

## STATE PRE-K AND HEAD START ENROLLMENT AS PERCENTAGE OF TOTAL POPULATION



† This is an estimate of children in special education who are not enrolled in state-funded pre-K or Head Start.

## QUALITY STANDARDS CHECKLIST

POLICY	STATE PRE-K REQUIREMENT	BENCHMARK	DOES REQUIREMENT MEET BENCHMARK?	
Early learning standards.....	Published but not yet implemented <sup>5</sup>	Comprehensive	<input type="checkbox"/>	<div style="border: 1px solid black; padding: 5px; text-align: center;"> <b>TOTAL BENCHMARKS MET</b>   <span style="font-size: 2em; color: blue;">4</span> </div>
Teacher degree.....	CDA <sup>6</sup>	BA	<input type="checkbox"/>	
Teacher specialized training.....	Meets CDA requirements <sup>6</sup>	Specializing in pre-K	<input checked="" type="checkbox"/>	
Assistant teacher degree.....	HSD <sup>7</sup>	CDA or equivalent	<input type="checkbox"/>	
Teacher in-service.....	105 clock hours/5 years	At least 15 hours/year	<input checked="" type="checkbox"/>	
Maximum class size.....		20 or lower	<input type="checkbox"/>	
3-year-olds.....	No limit <sup>8</sup>			
4-year-olds.....	No limit <sup>8</sup>			
Staff-child ratio.....		1:10 or better	<input checked="" type="checkbox"/>	
3-year-olds.....	1:8 <sup>8</sup>			
4-year-olds.....	1:8 <sup>8</sup>			
Screening/referral.....	Health, developmental; and support services	Vision, hearing, health; and at least 1 support service	<input type="checkbox"/>	
Meals.....	Depend on length of program day <sup>10</sup>	At least 1/day	<input type="checkbox"/>	
Monitoring.....	Site visits and other monitoring	Site visits	<input checked="" type="checkbox"/>	

## RESOURCES

Total state pre-K spending.....	\$796,320,978 <sup>11</sup>
Local match required?.....	No
State spending per child enrolled.....	\$5,410 <sup>12</sup>
All reported spending per child enrolled*.....	\$5,571 <sup>12</sup>

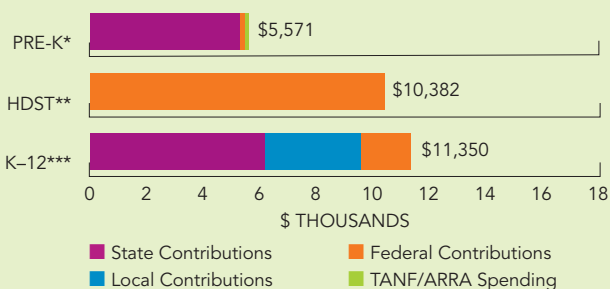
\* Pre-K programs may receive additional funds from federal or local sources that are not included in this figure.

\*\* Head Start per-child spending for the 2009-2010 year includes funding from the American Recovery and Reinvestment Act (ARRA).

\*\*\* K-12 expenditures include capital spending as well as current operating expenditures.

Data are for the '09-'10 school year, unless otherwise noted.

## SPENDING PER CHILD ENROLLED



<sup>1</sup> The enrollment figure is a duplicated count as children can be enrolled in multiple programs within the State Preschool Program. The 2009-2010 program year was the first time children served through General Child Care program were counted in this enrollment total.

<sup>2</sup> Effective as of the 2009-2010 school year, five preschool programs merged, now serving children in 56 counties for all programs.

<sup>3</sup> Children receiving protective services and those who are at risk for abuse, neglect, or exploitation are not subject to the income requirement.

<sup>4</sup> Part-day programs typically operate for a school or academic year, 175 days per year. Some programs operate a full calendar year (246 days) and exceptions to the days per year can be granted.

<sup>5</sup> The Preschool Learning Foundations that include early learning standards were published in the 2007-2008 school year and will be implemented in 2010-2011 school year once they are aligned with the Desired Results Developmental Profile-Revised (DRDP-R).

<sup>6</sup> The Child Development Associate Teacher permit is the minimum requirement for an individual who may function as a lead teacher in the classroom. The permit requires 12 units in ECE or child development and 50 days of work experience in an instructional capacity. It may be renewed one time for a five-year period. A CDA credential issued in California meets temporary alternative qualifications for the Associate Teacher permit. The full Child Development Teacher permit requires a minimum of 40 semester units of education including a minimum of 24 units in ECE or child development, and 175 days of work experience.

<sup>7</sup> The optional Child Development Assistant Teacher Permit requires 6 credits in ECE or child development.

<sup>8</sup> Although there is no limit to class size, programs typically enroll 24 children in the class.  
<sup>9</sup> Decisions regarding vision and hearing screenings are made at the local level. A physical exam and immunizations are required for program entry, but not mandated by the state. Health and social services referral and follow-up to meet family needs are required. Other support services include two annual parent conferences or home visits, parent education or job training, parent involvement activities, child health services, referral for social services, and transition to kindergarten activities. PKFLP also offers parent support or training and other support services.

<sup>10</sup> Licensing laws and regulations require that all part-day (3.5 hour) programs provide at least a snack. Lunch and two snacks are required but breakfast is optional for all full-day (6.5 hour) programs. Contractors must meet the nutritional requirements specified by the federal Child Care Food Program or the National School Lunch Program, and programs must provide breakfast or lunch if specified in the original application for services.

<sup>11</sup> As of the 2009-2010 school year, this sum includes all programs served through the California State Preschool Program (CSPP). Approximately \$400 million of this total is reallocated from the General Child Care program for 3- and 4-year-olds now served through CSPP. Additionally, ARRA funds represent \$7,347,000 of this amount.

<sup>12</sup> Per child spending may be higher than the numbers reported here because enrollment is a duplicated count. These figures reflect state spending for preschool programs as well as General Child Care programs as they are now all combined in CSPP.