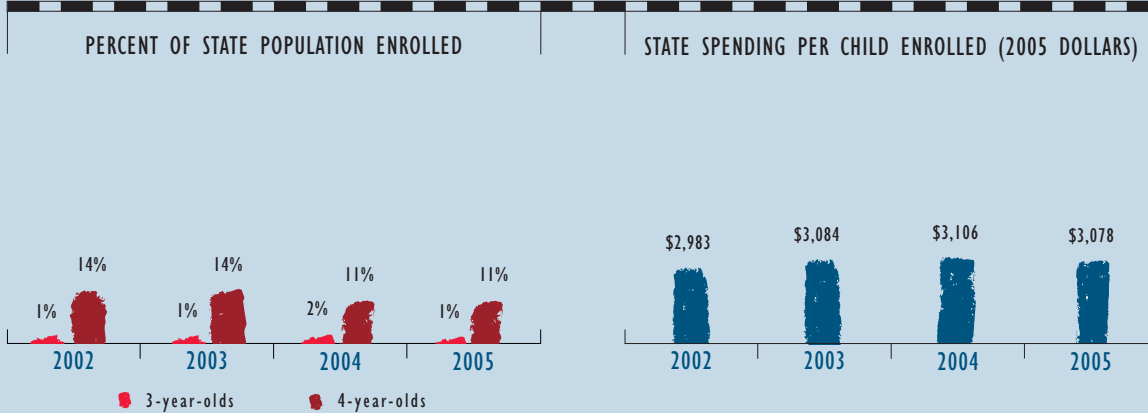


Colorado



The Colorado Preschool Program (CPP) was launched in 1998 in an effort to reduce state dropout rates. The program provides full-day kindergarten in some districts, but primarily supports half-day, comprehensive prekindergarten programs for children at risk. A combination of state funds and other funding sources such as federal Head Start is used to provide extended-day or extra services for children. Eligibility is determined based on the presence of risk factors such as homelessness, drug or alcohol abuse by a family member, low parental education, and eligibility for free or reduced-price lunch. Four-year-olds are eligible to participate if they have one identified risk factor, while 3-year-olds must have at least three risk factors to qualify. State funding is provided directly to public school districts, which may then subcontract with Head Start and community-based child care providers to offer CPP classes. Inclusive early childhood settings are encouraged under the CPP, combining CPP and early childhood special education funding whenever possible.

The CPP was significantly expanded in the 2005 legislative session. A total of 3,310 slots were added to the program, including the restoration of 2,000 slots that had been cut in 2003. As a result of this expansion, 162 out of 178 school districts in Colorado are participating in the CPP.

In September 2004, the Colorado Department of Education was awarded \$824,489 by the U.S. Department of Education to study early childhood outcomes for children funded in the CPP, and by IDEA Part B (Section 619) and Part C. The objective of this “Results Matter” project is to build a high-quality, comprehensive system for collecting and reporting outcome data that can be used to promote both program accountability and quality.

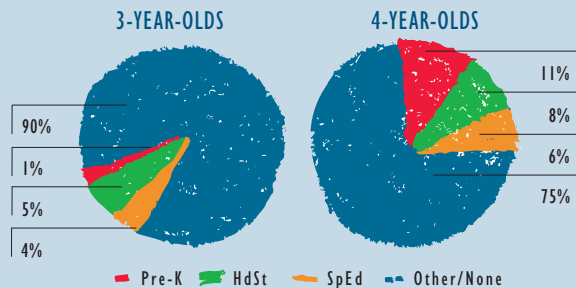
Two of Colorado’s non-profit leaders in early childhood education, Educare and the Colorado Office of Resource and Referral Agencies (CORRA), were merged in 2004 to create Qualistar Early Learning. Qualistar combines an accountability system with a statewide network of resource and referral agencies, and is intended to improve early learning by tracking the quality of programs and offering technical assistance and resources to providers.



ACCESS

Total state program enrollment	-----	8,808
School districts that offer state program	-----	87%
Income requirement	-----	185% FPL ¹
Hours of operation	-----	2.5 hours/day, 5 days/week ²
Operating schedule	-----	Academic year
Special education enrollment	-----	6,240
Federally funded Head Start enrollment '03-'04	-----	8,765
State-funded Head Start enrollment	-----	0

STATE PRE-K AND HEAD START ENROLLMENT AS PERCENTAGE OF TOTAL POPULATION



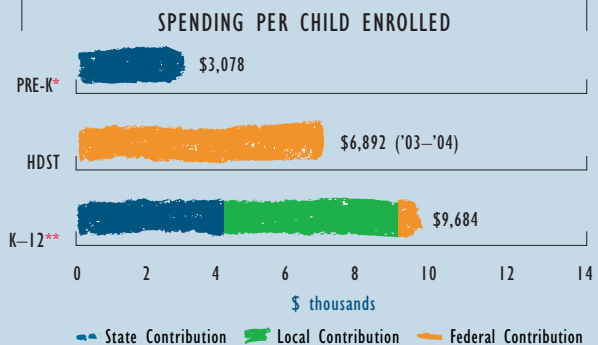
QUALITY STANDARDS CHECKLIST

POLICY	STATE PRE-K REQUIREMENT	BENCHMARK	DOES REQUIREMENT MEET BENCHMARK?
Early learning standards	-----	Not comprehensive	<input type="checkbox"/>
Teacher degree	-----	CDA	<input type="checkbox"/>
Teacher specialized training	-----	Meets CDA requirements	<input checked="" type="checkbox"/>
Assistant teacher degree	-----	None	<input type="checkbox"/>
Teacher in-service	-----	10 clock hours	<input type="checkbox"/>
Maximum class size			
3-year-olds	-----	15	
4-year-olds	-----	15	
Staff-child ratio			
3-year-olds	-----	1:8	
4-year-olds	-----	1:8	
Screening/referral and support services	-----	Health and developmental; and support services ³	<input type="checkbox"/>
Meals	-----	Depend on length of program day ⁴	<input type="checkbox"/>
Monitoring	-----	Site visits and other monitoring	<input checked="" type="checkbox"/>
		Comprehensive	<input type="checkbox"/>
		BA	<input type="checkbox"/>
		Specializing in Pre-K	<input checked="" type="checkbox"/>
		CDA or equivalent	<input type="checkbox"/>
		At least 15 hours/year	<input type="checkbox"/>
		20 or lower	<input checked="" type="checkbox"/>
		1:10 or better	<input checked="" type="checkbox"/>
		Vision, hearing, health; and at least 1 service	<input type="checkbox"/>
		At least 1/day	<input type="checkbox"/>
		Site visits	<input checked="" type="checkbox"/>



RESOURCES

Total state Pre-K spending	-----	\$27,107,586 ⁵
Local match required?	-----	No
State spending per child enrolled	-----	\$3,078
State spending per 3-year-old	-----	\$39
State spending per 4-year-old	-----	\$330



* Pre-K programs may receive additional funds from federal or local sources that are not included in this figure.

** K-12 expenditures include capital spending as well as current operating expenditures.

Data are for the '04-'05 school year, unless otherwise noted.

¹ Seventy-two percent of enrolled children met the income requirement. Children may also qualify based on other risk factors.

² Five days per week are funded, but most programs provide classes 4 days per week, with the 5th day used to provide home visits, teacher planning time, or staff training.

³ Support services include one annual parent conference or home visit, education services or job training for parents, parenting support or training, parent involvement activities, health services for parents and children, information about nutrition, referral to social services, and transition to kindergarten activities.

⁴ Children who are in the program for more than 4 hours per day or during evenings must be offered a meal that meets at least one-third of the child's daily nutritional needs.

⁵ This figure includes a contribution of \$10,391,697 from local sources, as required by the School Finance Formula.