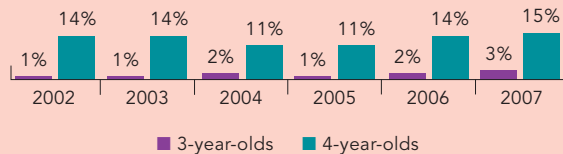
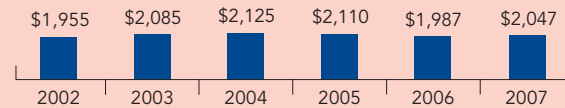


Colorado

PERCENT OF STATE POPULATION ENROLLED



STATE SPENDING PER CHILD ENROLLED
(2007 DOLLARS)



The Colorado Preschool and Kindergarten Program (CPKP) began in 1988 as a state effort to reduce school dropout rates. A number of different eligibility criteria are used for entry into CPKP. Three-year-olds must have at least three risk factors in order to participate, while 4-year-olds need only one. Risk factors that are used include eligibility for free or reduced-price lunch, low parental education levels, parental substance abuse, homelessness, or participation in the foster care system. State legislation permits 15 percent of the CPKP slots to be used to offer full-day kindergarten. During the 2006-2007 school year more than 2,000 children were served in the second half of their kindergarten day. Legislation also allows 5 percent of the slots to be used for full-day preschool programs. About 200 children were funded by CPKP to participate in full-day preschool programs during the 2006-2007 school year.

All state funding for CPKP is provided to public schools through Colorado's school finance funding formula. Public schools may offer services directly or subcontract with Head Start or community-based agencies. Prekindergarten programs may utilize additional funding sources, such as federal Head Start money, to supplement CPKP services, extend the program day, or to provide wrap-around care.

Starting with the 2006-2007 school year, CPKP sites began implementing and reporting outcomes on approved assessment systems identified in Results Matter. The development of Results Matter was initially funded through a federal grant. It involves collecting outcomes data for children from birth to age 5 in early childhood programs, to build a comprehensive system for reporting data for 30,000 children across a range of programs in Colorado. This project encourages programs to implement quality improvement strategies, such as using the ECERS, family outcomes surveys, NAEYC accreditation, or the Qualistar rating system. Another recent development in Colorado is the establishment of a new P-20 Education Coordinating Council. One of its areas of focus involves identifying options to expand, monitor and coordinate education of preschool through third grade students in the state.

The CPKP initiative is expected to grow during the upcoming years. Effective with the 2007-2008 school year, 2,000 new slots were approved to serve preschool- or kindergarten-age children. An additional 3,500-slot expansion has been authorized for the 2008-2009 school year. This is anticipated to be the largest expansion in CPKP history.

ACCESS RANKINGS	
4-YEAR-OLDS	3-YEAR-OLDS
22	11

RESOURCES RANKINGS	
STATE SPENDING	ALL REPORTED SPENDING
36*	29

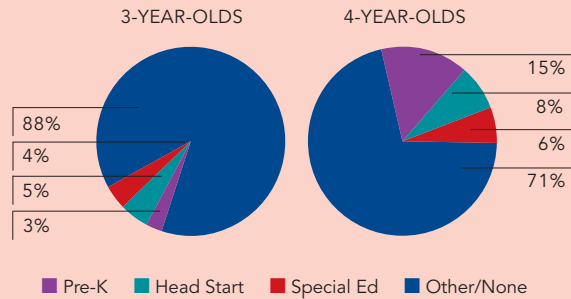
* In previous Yearbooks, only state spending was ranked.

COLORADO PRESCHOOL AND KINDERGARTEN PROGRAM

ACCESS

Total state program enrollment.....	14,147 ¹
School districts that offer state program	95%
Income requirement.....	185% FPL ²
Hours of operation	2.5 hours/day, 4 days/week ³
Operating schedule	Academic year
Special education enrollment	1,138
Federally funded Head Start enrollment.....	8,948
State-funded Head Start enrollment	0

STATE PRE-K AND HEAD START ENROLLMENT AS PERCENTAGE OF TOTAL POPULATION



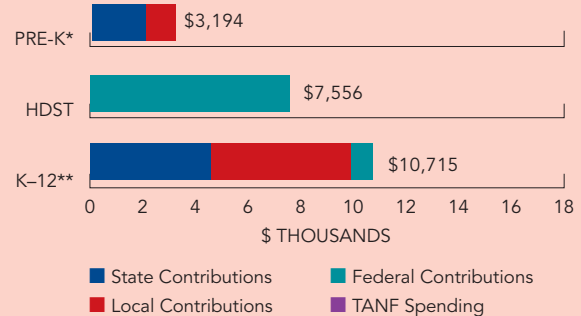
QUALITY STANDARDS CHECKLIST

POLICY	STATE PRE-K REQUIREMENT	BENCHMARK	DOES REQUIREMENT MEET BENCHMARK?	TOTAL BENCHMARKS MET 5
Early learning standards	Not comprehensive ⁴	Comprehensive	<input type="checkbox"/>	
Teacher degree	CDA ⁵	BA	<input type="checkbox"/>	
Teacher specialized training	Meets CDA requirements	Specializing in pre-K	<input checked="" type="checkbox"/>	
Assistant teacher degree	None ⁶	CDA or equivalent	<input type="checkbox"/>	
Teacher in-service	15 clock hours ⁷	At least 15 hours/year	<input checked="" type="checkbox"/>	
Maximum class size		20 or lower	<input checked="" type="checkbox"/>	
3-year-olds	16 ⁸			
4-year-olds	16 ⁸			
Staff-child ratio		1:10 or better	<input checked="" type="checkbox"/>	
3-year-olds	1:8			
4-year-olds	1:8			
Screening/referral.....	Health and developmental; and support services	Vision, hearing, health; and at least 1 support service	<input type="checkbox"/>	
Meals	Depend on length of program day ¹⁰	At least 1/day	<input type="checkbox"/>	
Monitoring	Site visits and other monitoring	Site visits	<input checked="" type="checkbox"/>	

RESOURCES

Total state pre-K spending	\$28,965,099 ¹¹
Local match required?.....	No
State spending per child enrolled.....	\$2,047
All reported spending per child enrolled*	\$3,194

SPENDING PER CHILD ENROLLED



* Pre-K programs may receive additional funds from federal or local sources that are not included in this figure.

**K-12 expenditures include capital spending as well as current operating expenditures.

Data are for the '06-'07 school year, unless otherwise noted.

¹ This total includes 2,153 children served in the second half of their kindergarten day.

² Seventy percent of enrolled children qualified under income guidelines. Children may also qualify based on other risk factors.

³ Programs must operate the equivalent of 2.5 hours per day, 4 days per week, though there is flexibility in the length of the program day. Five days per week are funded. Children attend 4 days per week, with the fifth day used for home visits, teacher planning time, completion of child assessments, or staff training.

⁴ The Building Blocks to Colorado's Content Standards document has been revised and expanded. The updated standards were in place at the beginning of the 2007-2008 school year.

⁵ Teachers must have coursework in child development, developmentally appropriate practices, understanding parent partnerships, and multicultural education.

⁶ Although there is no educational requirement, assistant teachers must meet Colorado Department of Human Services licensing requirements.

⁷ The requirement was changed from 10 clock hours per year as of May 2007.

⁸ The maximum class size increased from 15 to 16 for the 2006-2007 school year.

⁹ Support services include one annual parent conference or home visit, education services or job training for parents, parenting support or training, parent involvement activities, health services for parents and children, information about nutrition, referral to social services, transition to kindergarten activities, and information for referral to immunization and dental care.

¹⁰ Meals and nutritious snacks must be served at suitable intervals. Children who are in the program for more than 4 hours per day must be offered a meal that meets at least one-third of their daily nutritional needs.

¹¹ These figures do not include a contribution of \$16,268,890 from local sources, which is required by the School Finance Formula.